



# Trust Through Transparency

Lake Worth Police Department 2023 Annual Report



# 2023 Police Department Annual Report

---

Excellence in Service and Protection

TOP

4

ISSUES FACING THE LAKE WORTH POLICE DEPARTMENT

IN

20

23

20

23



1

## RETAIL THEFT (SHOPLIFTING)

671 Theft Calls for Service || 27% Increase from '22

395 Theft Offenses || 33% Increase from '22

164 Theft Arrests || Only 2 were Lake Worth Residents

37% Clearance Rate || 3x the National Average



## TRAFFIC VOLUME, CRASHES & CONGESTION

996 Dispatched Crashes || 450 Workable Crashes

4,594 Traffic Stops || 2,970 warnings, 1,624 citations

Long-Term Construction on SH 199

87 DWI Arrests || 1 Fatality

2



3

## INCREASE IN SERVICE DEMAND

Approximately 400,000 vehicles pass through Lake Worth daily || 146 Million Vehicles Annually

785 Criminal Arrests || 15,808 Calls for Service



## POLICE OFFICER RECRUITMENT & RETENTION

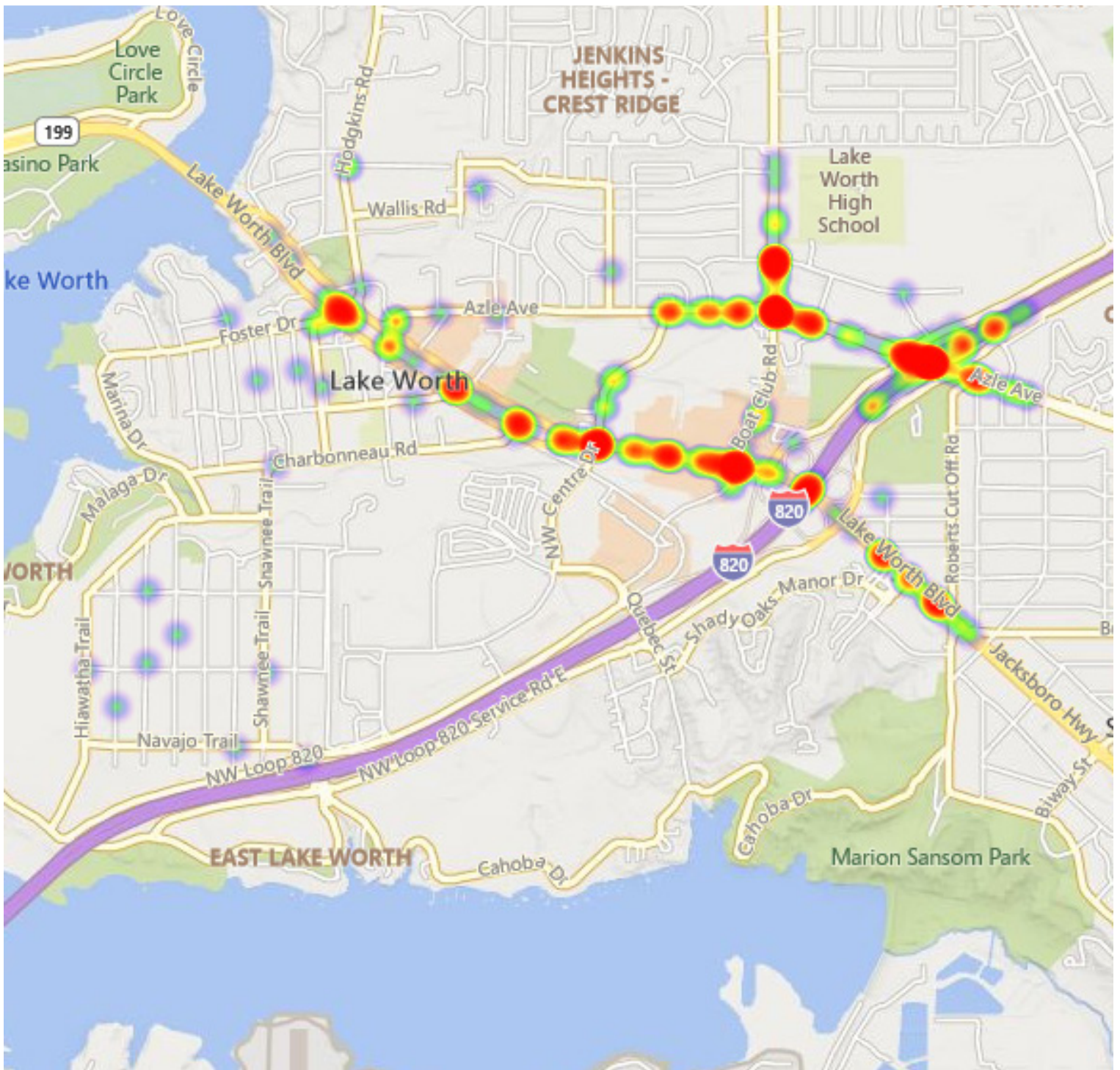
40 Authorized Police Officer Positions || 75% Staffing Avg. in 2023

3 Police Academy Graduates || 2 Retirements || All Positions Filled by Year-End

4







**TOP 3  
CRASH  
LOCATIONS**

- 1) NW Loop 820 @ Azle Avenue
- 2) Boat Club Rd @ Azle Avenue
- 3) Jacksboro Hwy @ Boat Club Rd



**2023 CRASH MAP**



Trust Through Transparency

# CITIZEN SATISFACTION

On nearly every call, we send out a brief survey to assess the quality of our service delivery. Actively soliciting feedback is an important part of our culture.

## Citizen Positive Satisfaction Score

97%

of those surveyed in 2023 said that they were **satisfied** or **very satisfied** with the service they received.



Research shows that positive community support reduces police officer burnout and increases job satisfaction and performance!


## Response Rate

35%

of the 2,000 people surveyed responded.



# OFFICER MONTIEL




*"He was extremely patient, calm, thorough with the investigation and helpful. This was my first accident and Officer Montiel was nice enough to explain the next steps."*

# OFFICER LOCKRIDGE



*"Need more officers like her. Polite, respectful, receptive, willing to help, attentive, and just absolutely wonderful to deal with."*

# OFFICER ERB



*"Officer Erb, we appreciate your honesty, transparency, patience and compassion when speaking with our child. You assisted in explaining things in a way we were unable to."*

# OFFICER ABRAHIM



*"Thank you very much to Officer Abraham for being so understanding and helpful."*

# CRIME REPORT



77

Assault

27

Burglary

38

Fraud

0

Homicide

395

Theft

27

Motor Vehicle  
Theft

41

Prostitution

6

Robbery

2

Sex Offenses

20

Weapons  
Violations



Trust Through Transparency



# CRIME VS. CLEARANCE

## Notable Crime Categories

**395**  
**THEFT (LARCENY)**



**37.22%**  
**CLEARANCE RATE**



**27**  
**MOTOR VEHICLE  
THEFT**



**29.63%**  
**CLEARANCE RATE**



**77**  
**ASSAULT  
OFFENSES**



**44.16%**  
**CLEARANCE RATE**  
(Not Tracked Nationally)

**38**  
**FRAUD  
OFFENSES**



**39.47%**  
**CLEARANCE RATE**  
(Not Tracked Nationally)

In the FBI's Uniform Crime Reporting (UCR) Program, law enforcement agencies can clear, or "close," offenses in one of two ways: by arrest or by exceptional means. Although an agency may administratively close a case, that does not necessarily mean that the agency can clear the offense for UCR purposes. To clear an offense within the UCR Program's guidelines, the reporting agency must adhere to certain criteria.



# FORCE REPORT

## Show of Force

39

A show of force occurs any time an officer displays a force option but does not actually use force. Department policy requires that all shows of force be documented and reviewed by a supervisor. In 2023, there were 39 shows of force including: 34 pointing of a firearm, 4 pointing of a taser, and 1 K-9 utilization.

## Use of Force

25

A use of force occurs any time an officer applies a force option to an individual. Laws, case law, and department policy dictate how and when officers may use force. Officers are expected to use the minimum force necessary to control a person or situation, and must be objectively reasonable in its use. In 2023, there were 25 uses of force including: 21 weaponless control holds/ take downs, 3 taser discharges, and 1 use of an expandable baton - an overall **19% reduction in use of force from 2022.**

## Injuries

0

Each time force is shown or used, each officer involved is required to complete a force report. All reports are reviewed by the officer's chain of command for compliance with policy and law. Of the 65 force reports reviewed in 2023, 64 (98.4%) were compliant. One incident involving a weaponless control hold was found to be non-compliant and resulted in disciplinary action. ***ZERO serious injuries occurred as a result of force used by officers.***




# PURSUIT REPORT



## Total Vehicle Pursuits

In 2023, the Lake Worth Police Department engaged in 12 vehicle pursuits, **down from 18 in 2022**. Of those, 42% (4) were aborted by pursuing officers for the safety of the public. The remaining eight pursuits resulted in the suspects voluntarily surrendering, or being apprehended by officers.

Each time officers engage in a vehicle pursuit, it is thoroughly reviewed by the officer's supervisor, divisional commander, and the Chief of Police. Each review examines the reasonableness of the pursuit and ensures compliance with department policy and law.



## Injuries

There were no injuries to officers, suspects, or unrelated persons as a result of vehicle pursuits in 2023.

The Lake Worth Police Department's pursuit policy (7.15) details the criteria for initiating a pursuit, the method(s) for conducting a pursuit, the supervision of a pursuit, and the criteria for terminating pursuits. Since 2019, the department's pursuit policy has been available online through its website. Of the 12 pursuits the department engaged in, one was found to be non-compliant with policy and resulted in disciplinary action. Ninety-two percent of pursuits were in compliance with department policy.



## Property Damage

No public or government property damage was caused by vehicle pursuits in 2023. In five of the twelve pursuits, the suspect driver caused damage to their own vehicle, but no other damage was reported.

When deciding whether to pursue a vehicle or not, officers and supervisors are required to evaluate the totality of the circumstances and determine if the risks posed by the pursuit are acceptable or not. Among the factors considered are: severity of the crime committed, risk posed to the public if not pursued, speed, time of day, traffic volume, weather conditions, and roadway type (highway or residential).






Coffee with a Cop



Pops with Cops



National Night Out



National Night Out





Paletas con Policías



Coffee with a Cop

# 2020 COMMUNITY OUTREACH







Trust Through Transparency

# 2023 DIGITAL ANALYTICS

## Social Media Analytics Report

	Reach	Visits	Follows
Facebook	1.0M	208.5K	2.8K
Instagram	35.5K	7.8K	234
Twitter	282.1K		

## Demographics

Facebook = 17K+ Followers; 65.4% female, 34.6% male

Instagram = 2.5K+ Followers; 45.3% female, 54.7% male

Twitter = 1,588 Followers; gender statistics not provided





Trust Through Transparency

# META PERFORMANCE

## Facebook Performance



Posts  
165



Interactions  
70.9K



Increase  
+30.6%

## Instagram Performance



Posts  
118



Stories  
265



Interactions  
2.9K



Increase  
+100%





Trust Through Transparency

---