

Specialist

Marina Dr
Foster Dr
Lake Lodge Nursing & Rehabilitation

Lake Lodge Nursing & Rehabilitation

Telephone Rd

Marina Dr

Carbourn Trail

Charbonneau Rd

Malaga PK

Volvi Cr

Malaga Dr

Merina Dr

Comanche

Pueblo Trail

NA Henry Middle School

Lake Worth

BUDGET BOOK 2019/2020

CITY OF LAKE WORTH, TEXAS

CONTINUING THE JOURNEY



THIS BUDGET WILL RAISE MORE TOTAL PROPERTY TAXES THAN LAST YEAR'S BUDGET BY \$10,279, OR 0.47%, AND OF THAT AMOUNT, \$17,170 IS TAX REVENUE TO BE RAISED FROM NEW PROPERTY ADDED TO THE TAX ROLL THIS YEAR.




LETTER TO THE MAYOR & COUNCIL

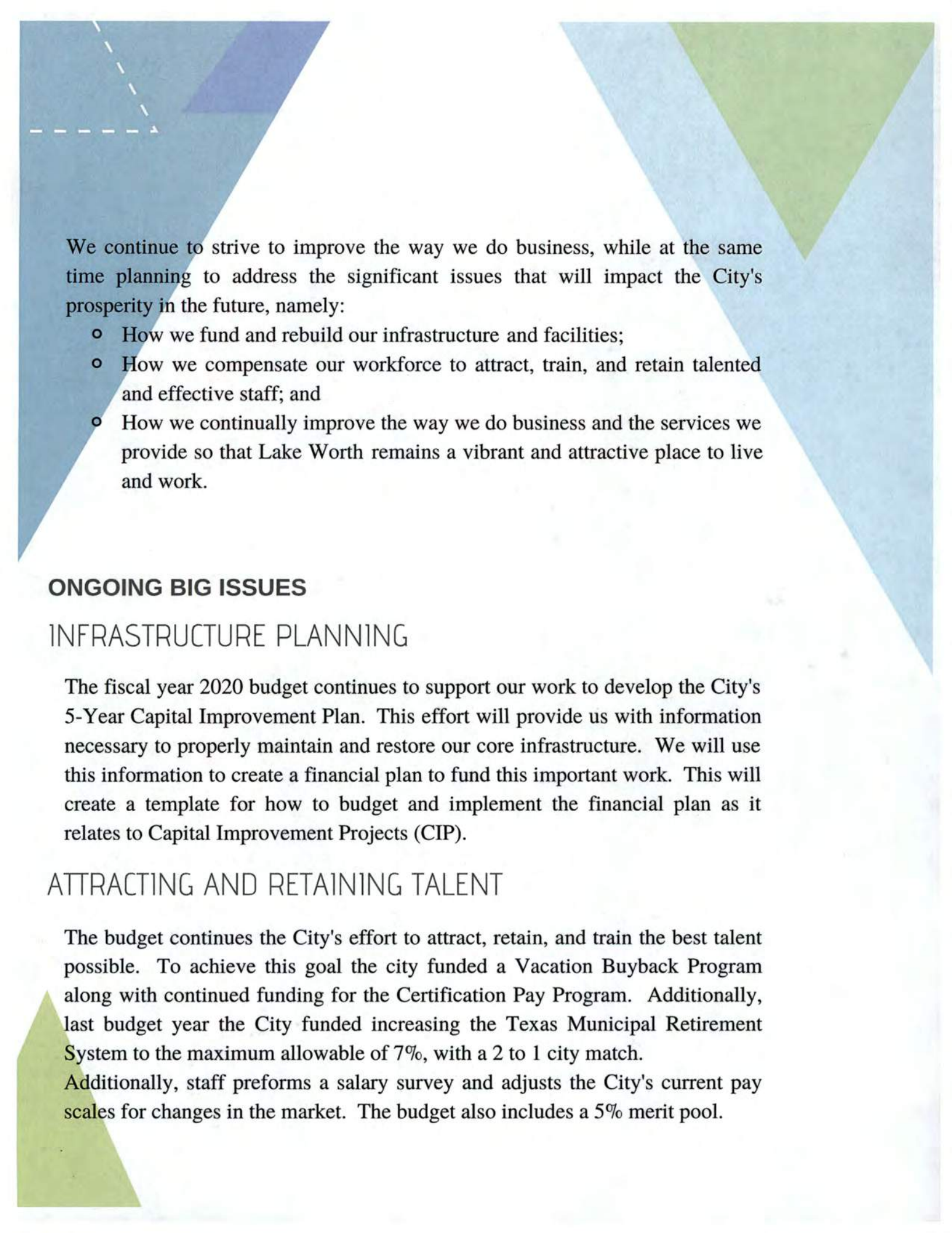
HONORABLE MAYOR AND MEMBERS OF THE CITY COUNCIL

I am pleased to present the fiscal year 2019-2020 budget for the City of Lake Worth. It has been prepared in conformance with the requirements of the City Charter, City financial polices, and State law. This budget, which represents the expected revenues and planned expenditures for the City's fiscal year from October 1, 2019 to September 30, 2020, seeks to continue the journey as we follow our road-map for success.

The budget allocates resources according to the City Council's fiscal year priorities and the needs identified by staff to maintain current service levels, all while maintaining the conservative fiscal approach that has allowed Lake Worth to maintain our bond rating. This budget seeks to balance the high demand for quality services with the ever-increasing cost to deliver those services.

We continue to experience unprecedented growth in the North Texas area. While we enjoy the fruits of this abundance, there are also formidable challenges to overcome. The pressure to do more with less is escalating, the competition for talent continues to be fierce, the question about how we will address our infrastructure needs is looming, and state politics are continuing a focused effort to interfere with local decision making and erode the authority cities have to control our own destinies. Because of these challenges, it is important that we are aware of their potential on how we provide services to the people and businesses that call Lake Worth home.





We continue to strive to improve the way we do business, while at the same time planning to address the significant issues that will impact the City's prosperity in the future, namely:

- How we fund and rebuild our infrastructure and facilities;
- How we compensate our workforce to attract, train, and retain talented and effective staff; and
- How we continually improve the way we do business and the services we provide so that Lake Worth remains a vibrant and attractive place to live and work.

ONGOING BIG ISSUES

INFRASTRUCTURE PLANNING

The fiscal year 2020 budget continues to support our work to develop the City's 5-Year Capital Improvement Plan. This effort will provide us with information necessary to properly maintain and restore our core infrastructure. We will use this information to create a financial plan to fund this important work. This will create a template for how to budget and implement the financial plan as it relates to Capital Improvement Projects (CIP).

ATTRACTING AND RETAINING TALENT

The budget continues the City's effort to attract, retain, and train the best talent possible. To achieve this goal the city funded a Vacation Buyback Program along with continued funding for the Certification Pay Program. Additionally, last budget year the City funded increasing the Texas Municipal Retirement System to the maximum allowable of 7%, with a 2 to 1 city match.


Additionally, staff performs a salary survey and adjusts the City's current pay scales for changes in the market. The budget also includes a 5% merit pool.



CONTINUOUS IMPROVEMENT

The budget continues to support our efforts to continually improve the way we deliver services to our residents and businesses in Lake Worth. We continue to review how we operate and look for areas of improvement. I would like to highlight just a few of the continuous efforts that are funded in the budget.

- A continued commitment to review and update our code of ordinances to ensure regulations are conducive to attracting and maintaining the high-quality development that Lake Worth enjoys.
- Finalization of the new Parks Master Plan and performing Phase II of the Capstone project in conjunction with the University of Texas at Arlington. This process is to help us prepare for the future of our park system.
- Redesign of the City website, our digital front door.
- Street Maintenance contributions to align with the Council's goal to ensure the City's roads are in an acceptable condition and well maintained.
 - This budget supports new road repairs and new micro-surfacing processing for specific roads.
- Storm Water Utility Study was proposed and recommended for funding in fiscal year 19/20. This program would establish projects and develop a storm water utility fee program to aide the city in replacement and maintenance of infrastructure as it relates to storm water.





PROPERTY VALUES

Total taxable property values for fiscal year 2020 is \$526,376,347 which equates to an increase of approximately \$44,532,677 million, or 9.24% increase.

The average net taxable value for a single family home in Lake Worth is \$106,213 an increase of approximately \$16,709, or 18.67% increase from the previous year.

TAX RATE

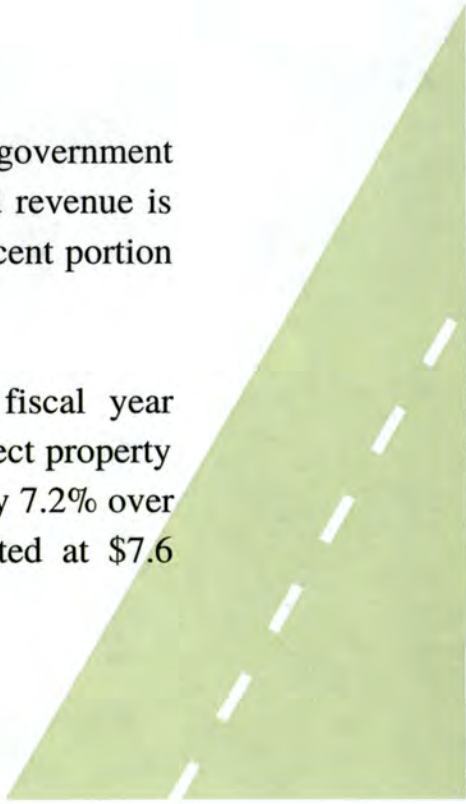
The proposed fiscal year tax rate for 2019 - 2020 is \$0.413577 per \$100 valuation. The proposed tax rate allows the City to continue to provide quality services to our customers at a lower tax rate. Of the total tax rate, \$0.191615 is dedicated to maintenance and operations in the General Fund, and \$0.221962 is for debt service payments.

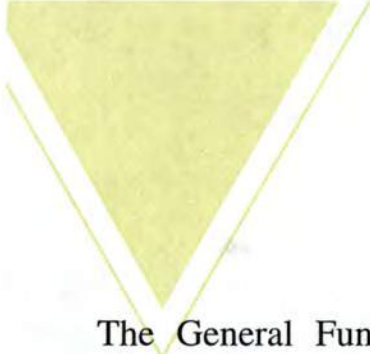
At the property tax rate of \$0.413577, the municipal tax paid on the average single family home will be approximately \$439.27 on an annual basis, an increase of \$50.10, or 12.87% over the previous year.

GENERAL FUND

The General Fund accounts for all expenditures for traditional government services (Public Safety, Parks, Administration, etc). General Fund revenue is generated from ad valorem property taxes, a one and three-fourths cent portion of the sales tax, and a variety of fees for service.

General Fund revenues total approximately \$10.8 million for fiscal year 2019/20, a decrease of approximately 1.5% from last year. We project property tax revenue of approximately \$988,444 an increase of approximately 7.2% over previous year's budgeted amount. Sale tax revenues are projected at \$7.6 million, which remains steady over the previous fiscal year.



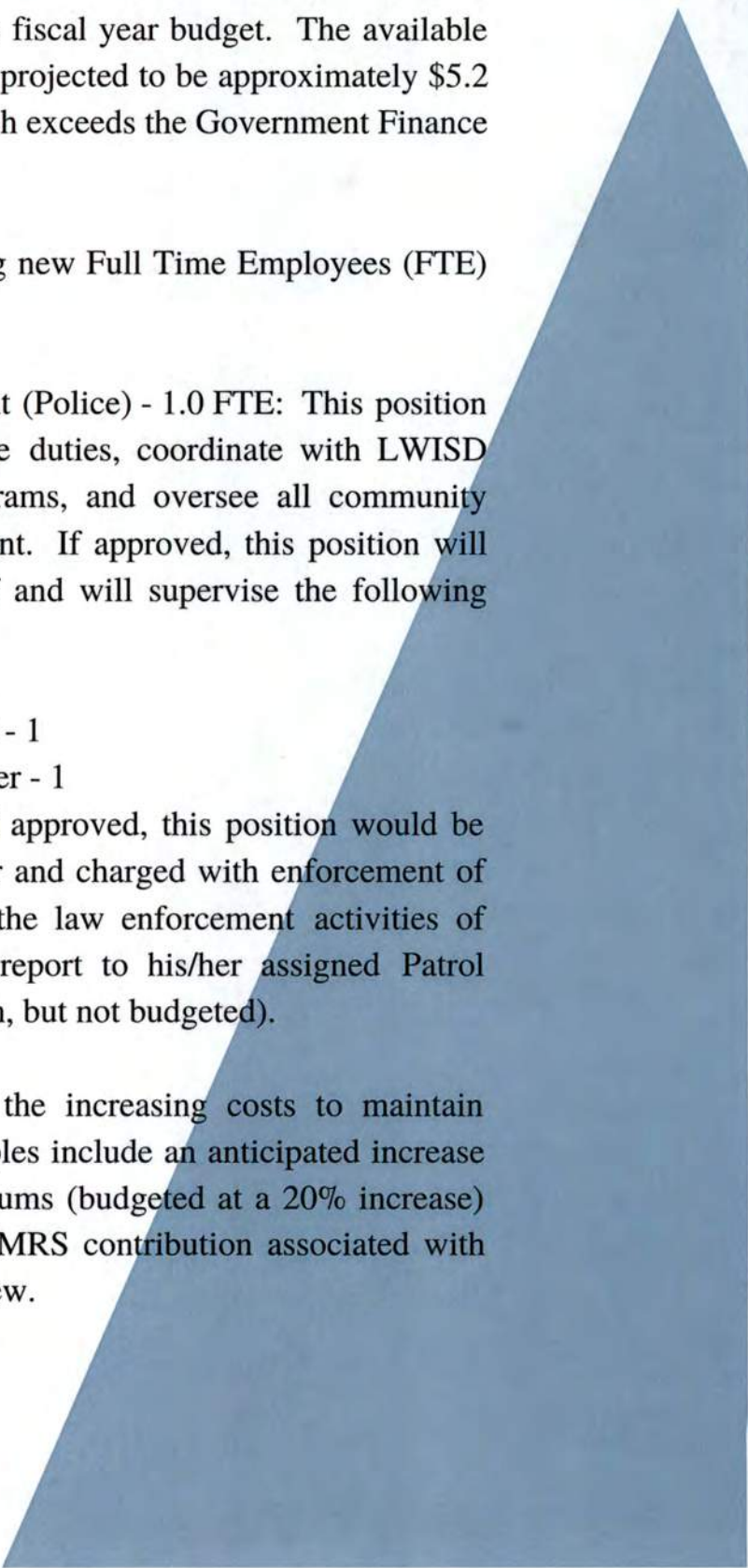


The General Fund operating expenditures are estimated at \$10.8 million, reflecting a 27% decrease from the previous fiscal year budget. The available ending fund balance for the General Fund is projected to be approximately \$5.2 million, or 48.2% of operating reserves, which exceeds the Government Finance Administrations recommendation of 25%.

The proposed budget will fund the following new Full Time Employees (FTE) in the General Fund:

- Community Services Division Sergeant (Police) - 1.0 FTE: This position will assist with critical administrative duties, coordinate with LWISD regarding SRO personnel and programs, and oversee all community related events in the Police Department. If approved, this position will report directly to the Assistant Chief and will supervise the following four (4) positions:
 - School Resource Officer - 2
 - Community Services Officer - 1
 - Professional Standards Officer - 1
- Patrol Officer (Police) - 1.0 FTE: If approved, this position would be assigned the duties of a Patrol Officer and charged with enforcement of laws and ordinances which support the law enforcement activities of Lake Worth. This position would report to his/her assigned Patrol Sergeant (previously approved position, but not budgeted).

Additional dollars are budgeted to cover the increasing costs to maintain existing levels of employee benefits. Examples include an anticipated increase in the City's group medical insurance premiums (budgeted at a 20% increase) along with a slight increase in the City's TMRS contribution associated with increased employee salaries, just to name a few.



WATER & WASTEWATER FUND

This fund is supported by fees charged to water and sewer customers that pay for the services they receive from the City. As a business type fund, the revenues charged should, at a minimum, cover the fund's operating expenses and debt service as well as any other related goods defined by the Council (i.e. funding capital projects, capital replacement, personnel, etc).

As part of our review process we evaluated the financial condition of our water and sewer fund and continue to consider in our evaluation the operating costs, salary increases, capital replacements, and concluded an increase to the water rates was necessary. An increase to sewer rates is not warranted this fiscal year. Included in the fiscal year 19/20 budget is an increase in Tiers 2 rate of 3%, Tier 3 increase of 6%, and Tier 4 increase of 9%. There was no increase applied to the "ready for service rate" or Tier 1 customers. These increases will affect approximately 36% of residential and 51% of commercial customers.

Moving forward, staff will continue to review the water/sewer rate model on an annual basis to ensure rate adjustments are in line with the needs identified in the adopted rate model.

The total Water & Sewer revenues for fiscal year 2019-2020 are expected to be approximately \$3 million with budgeted expenses of \$2.8 million; showing a surplus of \$197,000. The available ending fund balance is projected to be \$1.6 million, and increase of approximately \$197,000. The projected year end fund balance will maintain 55.6% of operating expenses.

Notable capital items requested in the Water & Sewer Fund include:

- Funding for citywide water meter replacement
- Funding to complete Phase II & III of the Hiawatha Project

HOTEL OCCUPANCY FUND

The Hotel/Motel Tax Fund revenues are generated by a 7% tax on hotel rooms rented in the City of Lake Worth. These funds are used to support projects that enhance and promote tourism, the arts, and the convention/hotel industry in Lake Worth.

Fund reserves for fiscal year 19/20 are expected to total \$237,800, a slight increase over the previous fiscal year, with budgeted expenses of approximately \$147,737. The available ending fund balance for the Hotel Fund is projected to be \$1.1 million, leaving 784% of operating expenses.

The proposed budget will fund the following items in the Hotel Fund:

- \$30,000 for enhanced entertainment at the Bull frog West Fest;
- \$28,000 for Best Western advertising.

LONG-TERM DEBT

The city has existing long-term debt issued for the acquisition and construction of major capital facilities, infrastructure, and equipment. This fiscal year staff is requesting the Council consider issuance of additional debt instruments to fund the following projects:

- - Public Works Department Remodel Project - \$1.2 million
 - Funding for architectural plans has already been provided (\$140,000)
 - Hiawatha Project - Phase II & III - \$1.8 million
 - Complete replacement of water and sewer lines along with street reconstruction.
 - Fire Department 100 ft +/- Ladder Truck - \$1.2 million
 - City Hall Customer Service Remodel - \$250,000
 - Complete citywide Water Meter Replacement - \$1.3 million

CONCLUSION

This completes the highlights of the fiscal year 2019/2020 budget. I believe this budget balances the desire to continue to deliver high-quality services with the need to address issues that are important to the future of Lake Worth.

I would like to thank the department directors who have put much time and expertise in to the development of the budget. The creation of this budget would not have been possible without the hard work of ACM/Finance Director Debbie Whitley and the rest of her Finance team. In addition, I would like to give special thanks to all the City employees who continue to work hard to provide quality service to our residents and businesses in the Lake Worth Way.

Respectfully submitted,

Stacey Almond
City Manager

FY 14	0.482083	\$1,771,560
FY 15	0.467828	\$1,813,072
FY16	0.499252	\$1,950,194
FY17	0.460660	\$1,924,910
FY 18	0.454920	\$2,061,600
FY 19	0.434806	\$2,100,525
FY 20	0.413577	\$2,156,804

CITY OF LAKE WORTH
2019/2020 PROPOSED BUDGET

TABLE OF CONTENTS

TAB		TAB	
1	Hotel/Motel Tax Fund	17	Water/Sewer Fund Administration & Debt
2	Position List/Org Chart/Pay Scales	18	Debt Service & Debt Schedules
3	Maintenance	19	Tarrant Appraisal District Reports
4	Parks/Park Improvement Fund	20	Property Tax Information
5	Court/Child Safety/Court Tech/Court Sec	21	Estimated Cash Positions & Fund Balances
6	Information Technology	22	Summaries-General & Water/Sewer
7	Fire Department/Emergency Mgmt	23	Revenues-General & Water/Sewer
8	Permits & Inspections/P&Z/Code	24	Water Rate Update
9	Animal Control	25	Water Supply
10	Library/Senior Center	26	Water Distribution
11	Police Department/Confiscated Property	27	Sewer
12	Street Department/Street Maintenance Fund	28	Capital Requests
13	Economic Development Activities	29	Enterprise Update
14	Mayor & Council	30	New Debt
15	General Fund Admin/HR/Risk Mgmt	31	Fee Schedule
16	General Fund Admin-Finance/MPC/LWAM		

TAB 1

HOTEL/MOTEL TAX FUND

**CITY OF LAKE WORTH
2019/2020 PROPOSED BUDGET
HOTEL/MOTEL TAX FUND SUMMARY (FUND 600)**

(DETAILED LINE ITEMS ARE ATTACHED FOR REVIEW AND DISCUSSION)

CATEGORY	2014/2015 ACTUAL	2015/2016 ACTUAL	2016/2017 ACTUAL	2017/2018 ACTUAL	2018/2019		2019/2020 PROPOSED
					CURRENT	ESTIMATED	
REVENUE	(196,924)	(214,935)	(220,870)	(237,146)	(219,900)	(237,800)	(237,800)
EXPENDITURES	173,851	200,629	145,890	97,479	108,468	106,968	147,737
VARIANCE-(SURPLUS)/DEFICIT	(23,073)	(14,306)	(74,980)	(139,667)	(111,432)	(130,832)	(90,063)

ESTIMATED FUND BALANCES

Fund Balance 09/30/18	937,584
FYE 09/19 Estimated Surplus/(Deficit)	<u>130,832</u>
Estimated Fund Balance 09/30/19	1,068,416
FYE 09/20 Budgeted Surplus/(Deficit)	<u>90,063</u>
Estimated Fund Balance 09/30/20	1,158,479

Fund: 600 HOTEL/MOTEL TAX FUND

Department:

Period Ending: 7/2019

Program:

Account	Description	ADOPTED BUDGET	CURRENT BUDGET	YEAR TO DATE TOTAL	ESTIMATED 9/30/19	DEPT HEAD REQUEST	CITY MGR PROPOSED	COUNCIL APPROVED
600-4013-000-000	HOTEL TAX REVENUE	210,000.00-	210,000.00-	158,652.91-	220,000.00-	220,000.00-	220,000.00-	
600-4014-000-000	HOTEL TAX DISCOUNTS	2,100.00	2,100.00	1,586.51	2,200.00	2,200.00	2,200.00	
	Subtotal:	207,900.00-	207,900.00-	157,066.40-	217,800.00-	217,800.00-	217,800.00-	
600-4800-000-000	INVESTMENT INCOME	12,000.00-	12,000.00-	17,962.91-	20,000.00-	20,000.00-	20,000.00-	
	Subtotal:	12,000.00-	12,000.00-	17,962.91-	20,000.00-	20,000.00-	20,000.00-	
	Program number:	219,900.00-	219,900.00-	175,029.31-	237,800.00-	237,800.00-	237,800.00-	
	Department number:	219,900.00-	219,900.00-	175,029.31-	237,800.00-	237,800.00-	237,800.00-	
Revenues	Subtotal -----	219,900.00-	219,900.00-	175,029.31-	237,800.00-	237,800.00-	237,800.00-	

Fund: 600 HOTEL/MOTEL TAX FUND

Department: 505 ADMINISTRATION

Program:

Period Ending: 7/2019


Account	Description	ADOPTED BUDGET	CURRENT BUDGET	YEAR TO DATE TOTAL	ESTIMATED 9/30/19	DEPT HEAD REQUEST	CITY MGR PROPOSED	COUNCIL APPROVED
600-0523-505-000	ATTORNEY FEES	3,000.00	3,000.00		3,000.00	3,000.00	3,000.00	
600-0585-505-000	SPECIAL EVENTS					30,000.00	30,000.00	
600-0599-505-000	OTHER SERVICES	5,000.00	5,000.00	322.69	3,500.00	3,000.00	3,000.00	
	Subtotal:	8,000.00	8,000.00	322.69	6,500.00	36,000.00	36,000.00	
600-0607-505-000	BEST WESTERN	28,097.00	28,097.00	17,208.50	28,097.00	28,097.00	28,097.00	
	Subtotal:	28,097.00	28,097.00	17,208.50	28,097.00	28,097.00	28,097.00	
600-0905-505-000	ADMIN FEES-GENERAL FUND	72,371.00	72,371.00		72,371.00	83,640.00	83,640.00	
	Subtotal:	72,371.00	72,371.00		72,371.00	83,640.00	83,640.00	
	Program number:	108,468.00	108,468.00	17,531.19	106,968.00	147,737.00	147,737.00	
	Department number: ADMINISTRATION	108,468.00	108,468.00	17,531.19	106,968.00	147,737.00	147,737.00	
	Expenditures Subtotal -----	108,468.00	108,468.00	17,531.19	106,968.00	147,737.00	147,737.00	
	Fund number: 600 HOTEL/MOTEL TAX FUND	111,432.00-	111,432.00-	157,498.12-	130,832.00-	90,063.00-	90,063.00-	
	***** End of Report *****							

Rec'd 5-17-19



Lake Worth, Texas
Hotel Occupancy Tax Funds Application

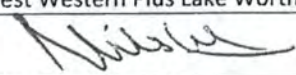
Stacey Almond
City Manager
(817) 237-1211
salmond@lakeworthtx.org

1.	APPLICANT INFORMATION
A	<u>Primary Contact:</u> Nilesh Shah <u>Title:</u> Owner
B	<u>Business Name:</u> Best Western Plus Lake Worth Inn & Suites
C	<u>Business Address:</u> 3920 Boat Club Rd, Lake Worth TX 76135
D	<u>Wk Phone:</u> 817-238-1199 <u>Cell:</u> 817-707-5657 <u>Fax:</u> 817-238-1133
E	<u>Email:</u> bestwesternplus44501@gmail.com
F	<u>Secondary Contact:</u> Jimmy Patel <u>Title:</u> Owner
G	<u>Business Name:</u> Best Western Plus Lake Worth Inn & Suites
H	<u>Business Address:</u> 3920 Boat Club Rd, Lake Worth TX 76135
I	<u>Wk Phone:</u> 817-238-1199 <u>Cell:</u> 817-504-0385 <u>Fax:</u> 817-238-1133
J	<u>Email:</u> bestwesternplus44501@gmail.com
K	<u>Property Owner Acknowledgement:</u> I acknowledge that I have granted permission to the above Applicant to host the Project described herein on property that I own. <u>Company:</u> <u>Work:</u> 817-238-1199 <u>Cell:</u> 817-707-5657 <u>Signed:</u>  <u>EM:</u> bestwesternplus44501@gmail.com <u>Address:</u> 3920 Boat Club Rd, Lake Worth TX 76135 <u>Name:</u> Nilesh Shah <u>Title:</u> Owner
2.	SPONSORING ENTITY (If any)
A	<u>Business Name:</u> <u>Website:</u>
B	<u>Business Address:</u>
C	<u>Year Business Established:</u>
D	<u>Type of Entity (e.g. For-Profit, Not-for-Profit):</u>
E	<u>Tax Classification if NFP:</u> N/A
F	<u>Business Description:</u>
G	<u>Describe extent of Community Involvement:</u>
H	<u>Describe relevant experience:</u>
I	<u>Describe capabilities (e.g. resources, people) to execute:</u>
3.	PROJECT INFORMATION (Policy Section 5)
A	<u>Threshold #1:</u> Describe how the Project promotes tourism and the convention and hotel industry:
B	<u>Threshold #2:</u> Describe the extent to which the Project meets the requirements of one or more of the following categories (Described in detail in Section 5.2.2 of the HOT Policy).
C	- <u>Convention Centers:</u> Accommodation guide helps to boost business.
D	- <u>Convention Registrants:</u>
E	- <u>Promotional Programs:</u>
F	- <u>Arts:</u>
G	- <u>Historical Uses:</u>
H	- <u>Sports Facility:</u>
I	- <u>Signage:</u> Helps to bring more guests passing through highway
J	- <u>Transportation Systems:</u>
K	<input checked="" type="checkbox"/> Yes / <input type="checkbox"/> No - Marketing Plan meeting the requirements of Section 5.2.3 attached?
L	<input type="checkbox"/> Yes / <input checked="" type="checkbox"/> No - Schedule of Activities meeting the requirements of Section 5.2.4 attached?
M	<input type="checkbox"/> Yes / <input checked="" type="checkbox"/> No - Site Layout meeting the requirements of Section 5.2.5 attached?
N	<u>Historical Information:</u> Has this Project been held Previously? Provide details on the times held and any pertinent information related to that specific project. N/A
O	<u>Retail Vendors:</u> Describe the extent to which Retail Vendors shall be used to supplement the activities of the Project. N/A

4. ESTIMATED SCHEDULE			
A	Provide an estimate of milestones to be accomplished prior to the Project.		
B	DD-MM	Item / Task / Milestone	Notes
C	2-09		•
D			•
E		-N/A-	• -N/A-
F			•
G			•
H			•
5. IMPACTS			
A	Anticipated Attendance: On average 20-25% occupancy generates through advertisement.		
B	Anticipated Over-night Stays: 300 Rooms/Month, Because of advertisement.		
C	Room Blocks: Describe the extent that you have arranged for Room Blocks to accommodate the Project:N/A		
D	HOT Generated: Describe anticipated HOT generated: Approximately \$8500.00/month		
E	Sales Tax Generated: \$250.00 Snacks and Vending income.		
F	Surveys: To what extent will Surveys be used to determine or verify anticipated impacts of the Project?		
6. PROJECT REVENUES & PROCEEDS			
A	Yes / <input checked="" type="checkbox"/> No – <i>Financial Pro-Forma</i> Attached?		
B	Revenues	Item	Notes
C		•	•
D		•	•
E		•	•
F		•	•
G		•	•
H	Costs	Item	Notes
I		•	•
J		•	•
K		•	•
L		ESTIMATED NET PROCEEDS	•
M	Disposition of proceeds: Please describe the planned disposition of any net proceeds from the Project.		
N	Amount	Recipient	Notes
O		•	•
P		• -N/A-	•
Q		•	•
R		•	•
7. HOT FUNDS REQUESTED (Policy Section 5.3)			
A HOT Funds Requested			
B	Amount	Intended Use	Notes / Justification
C			•
D			•
E			•
F		TOTAL AMOUNT REQUESTED : \$28,097.00	• See attached Doc.for detail.
G	In-Kind Participation Requested (See Section 5.3.3 of the Policy for examples) Costs shall be estimated by Staff.		
H	Cost	Facilities	Notes / Justification
I		• -N/A-	•
J		•	•
K	Cost	Equipment	Notes / Justification
L		• -N/A-	•
M		•	•
N	Cost	Staff	Notes / Justification
O		• -N/A-	•

P		•		•
Q	Cost		Services	Notes / Justification
R		•	-N/A-	•
S		•		•
T	Cost		Misc.	Notes / Justification
U		•	-N/A-	•
V		•		•

8.	APPLICANT CERTIFICATIONS			
	In accordance with the Hotel Occupancy Tax Policy, the undersigned do hereby certify the following:			
A	Application Accuracy: The information provided in this Application, and all that may have been affixed hereto, is true and correct, and that the City may rely on all of the information herein contained, and all that may have been affixed hereto, as being true and correct.			
B	Discretionary Rights: The City has the absolute right of discretion in deciding whether or not to approve an incentive relative to this application, whether or not such discretion is deemed arbitrary or without basis in fact.			
C	Performance Agreement: A Performance Agreement (PA) meeting the provisions of Section 6.5 must be executed prior to the beginning of the Project in order to receive any HOT Funds.			
D	Post-Project Analysis: Our team shall meet with City representatives upon completion of the Project and participate in a formal Post-Project Analysis.			
E	Compliance with Regulations: The Project shall be implemented in compliance with all City, County and State regulations, including, though not exclusively: Sign Ordinance, Mass-Gathering Ordinance, Noise Ordinance, Solicitation Ordinance, Texas Alcohol and Beverage Commission (TABC) and City and County Health Regulations.			
F	In-Kind Participation: Any In-Kind Participation provided by the City is subject to a 50/50 matching grant and that the Applicant must match the cost of the In-Kind Participation, e.g. if Staff hours for an Event was equal to \$5,000, the Applicant would be required to make a payment of \$2,500 to the City immediately after the Project.			
G	Sales Tax Collections: The undersigned will distribute the City's Sales Tax Forms to all Vendors generating taxable sales and demand compliance from each Vendor.			
H	Representations: The undersigned must appear before the Council to represent their Application and that failing to appear may be grounds for denial of the Application.			
I	Neutrality: The Project is non-partisan politically and makes no effort to promote or facilitate the promotion of a particular position or political candidate. Further, all religions and ethnical backgrounds are allowed to attend and participate.			
J	Non-Transferability: Rights granted through this Application are exclusive to the parties named herein and are not assignable or transferable.			
K	Authorized Representative(s): The undersigned are duly authorized to represent this Project before the City and individually have the capacity and authority to sign this Application for HOT Funds.			
9.	I (we) hereby affirm the Certifications noted above and approve the submittal of the Application for HOT Funds as identified herein.			


Company: Best Western Plus Lake Worth		Company:	
Signed: 		Signed:	
Name: Niles Shah		Name:	
Title: Owner		Title:	
W: 817-238-1199	C: 817-707-5657	W:	C:
EM: bestwesternplus44501@gmail.com		EM:	
Address: 3920 Boat Club Rd, Lake Worth TX 76135		Address:	

BEST WESTERN PLUS
LAKE WORTH INN & SUITES
3920 BOAT CLUB ROAD
LAKE WORTH, TX - 76135
PHONE: 817.238.1199
FAX: 817.238.1133
EMAIL: bestwesternplus44501@gmail.com

BESTWESTERN PLUS LAKE WORTH HOTEL INCENTIVE PROPOSAL FOR YEAR OF ^{2019/2020} ~~2018-2019~~

Advertising Budget	\$ 2,000.00	Brochures/Advertising
Lone Star Logos	\$ 4,200.00	Highway Ramp Signs
Lamar Advertising	\$ 7,872.00	\$656.00/ month for Billboard
Clearview Baker Road Signs	\$ 2,400.00	\$200.00/month for Directional signs in Lake Worth
Texas Hotel & Lodging Association	\$ 225.00	Texas Accommodations Guide
Texas Adopt A Highway Signs	\$ 11,400.00	2 signs @ \$475.00/month
Total Cost	\$ 28,097.00	

Thanking you in advance,


Best Western Plus Management.

TAB 2

BUDGETED POSITIONS LISTING
ORGANIZATION CHART
PAY SCALES

CITY OF LAKE WORTH BUDGETED POSITIONS FY 2019/2020

GENERAL FUND

WATER/SEWER FUND

Administration

- 1 City Manager
- 1 Asst City Mgr/Dir of Finance
- 1 City Secretary
- 1 HR Manager
- 1 Staff Accountant
- 1 Purchasing Coord/Risk Mgr
- 1 Accounts Payable Clerk
- 1 Customer Service Clerk
- 1 PT Administrative Asst
- 9 Total Positions**

Municipal Court

- 1 Muni Ct Director/Cust Svc Mgr
- 1 Municipal Court Clerk
- 2 Total Positions**

Information Technology

- 1 Information Technology Manager
- 1 Help Desk Technician
- 2 Total Positions**

Street Department

- 1 Public Works Director
- 1 Public Works Superintendent
- 1 Crew Leader
- 1 Public Works Administrative Asst
- 8 Maintenance Worker I/II (*)
- 12 Total Positions**

*only 5 positions budgeted

Library

- 1 Dir of Library & Community Svcs
- 1 Library Aide
- 1 PT Library Aide
- 1 Library/Sr Center Aide
- 4 Total Positions**

Senior Citizens

- 1 Community Activities Assistant
- 1 PT Sr Center Aide (as needed)
- 2 Total Positions**

Maintenance

- 1 Maintenance Worker I/II
- 1 Total Position**

Parks

- 1 Crew Leader
- 4 Maintenance Worker I/II
- 5 Total Positions**

Permits & Inspections

- 1 Director of Building Development
- 1 Building Inspector
- 1 P&Z Coordinator
- 1 Permit Clerk
- 1 Code Compliance Officer (**)
- 5 Total Positions**

** not budgeted

Animal Control

- 1 Animal Control Officer
- 1 PT Animal Control Officer
- 2 Total Positions**

Police

- 1 Police Chief
- 1 Assistant Chief of Police
- 1 Patrol Lieutenant
- 2 Detective
- 5 Sergeant (***)
- 10 Patrol Officer
- 1 Telecommunications Supervisor
- 4 Telecommunicator
- 1 Admin Asst/Prop & Evidence Tech
- 1 Records Technician
- 27 Total Positions**

***includes 1 new position

Fire

- 1 Fire Chief
- 1 Division Chief/Operations
- 1 Fire Marshal/Emergency Mgmt
- 3 Fire Captain
- 3 Driver/Engineer
- 12 Firefighter
- 1 PT Administrative Asst
- 22 Total Positions**

Administration

- 1 Utility Billing Clerk
- 1 Total Position**

Water Supply

- 1 Public Works Superintendent
- 1 Water Tech I/II
- 2 Total Positions**

Water Distribution

- 3 Water Tech I/II
- 3 Total Positions**

Sewer

- 1 Water Tech I/II
- 1 Total Position**

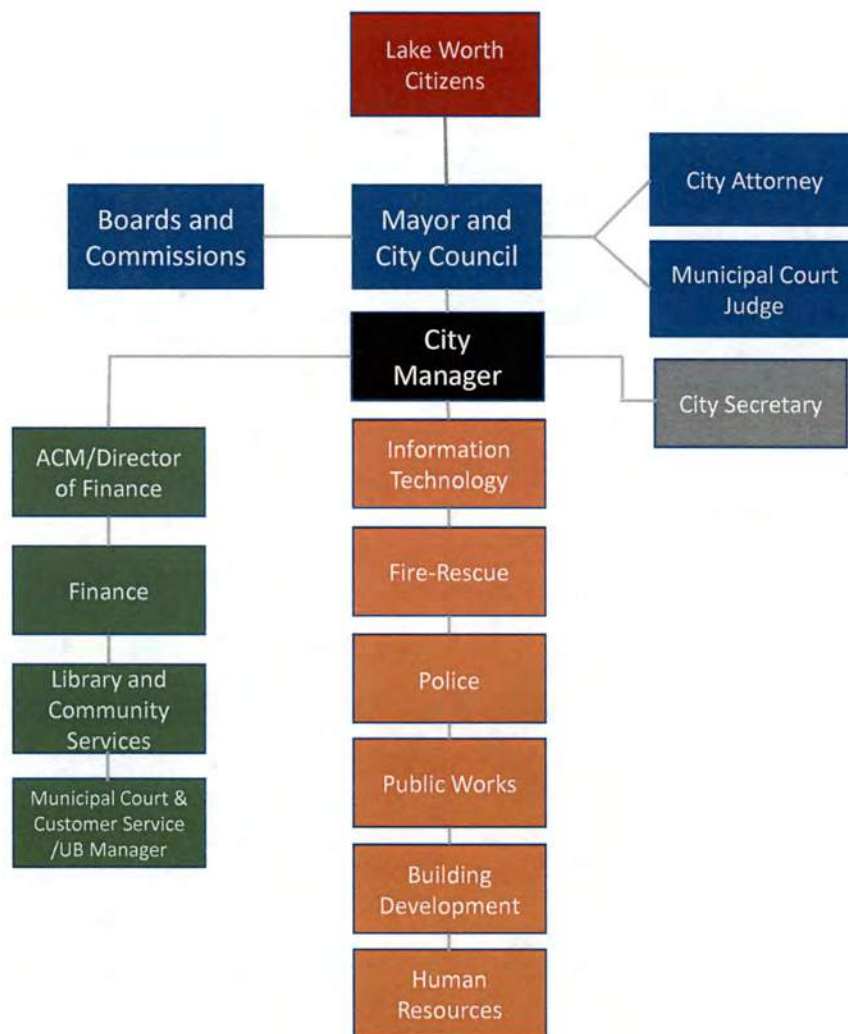
CRIME CONTROL & PREVENTION DISTRICT

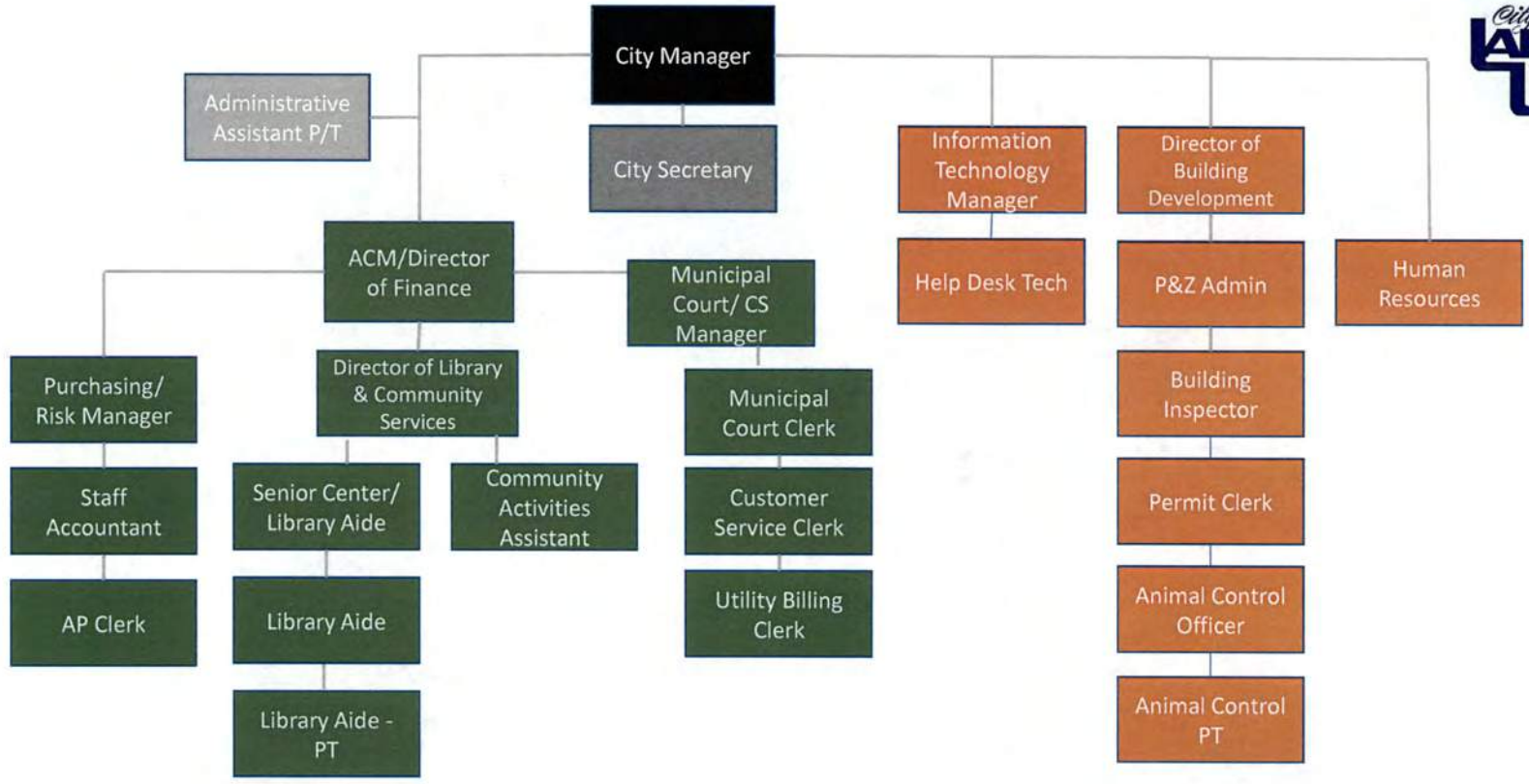
- 1 Detective
- 1 Professional Standards Officer
- 1 Special Projects Officer
- 2 School Resource Officer****
- 4 Patrol Officer
- 1 Telecommunicator
- 10 Total Positions**

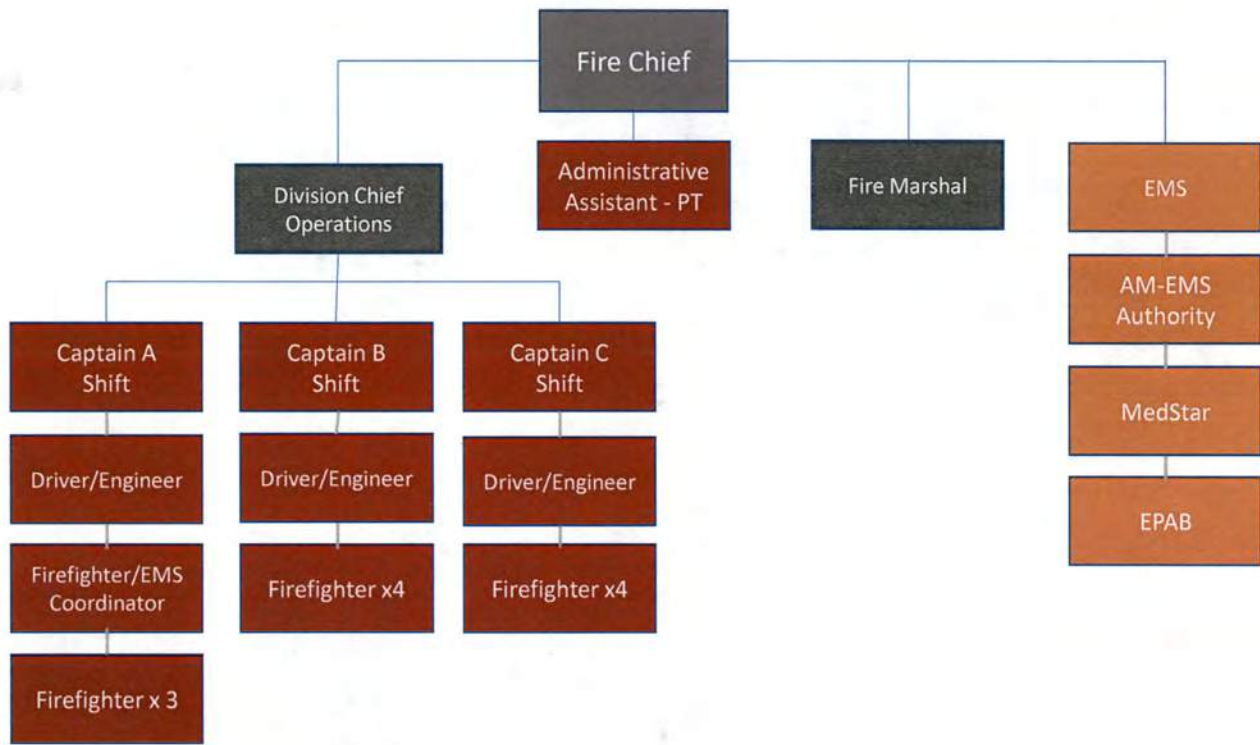
****includes 1 new position

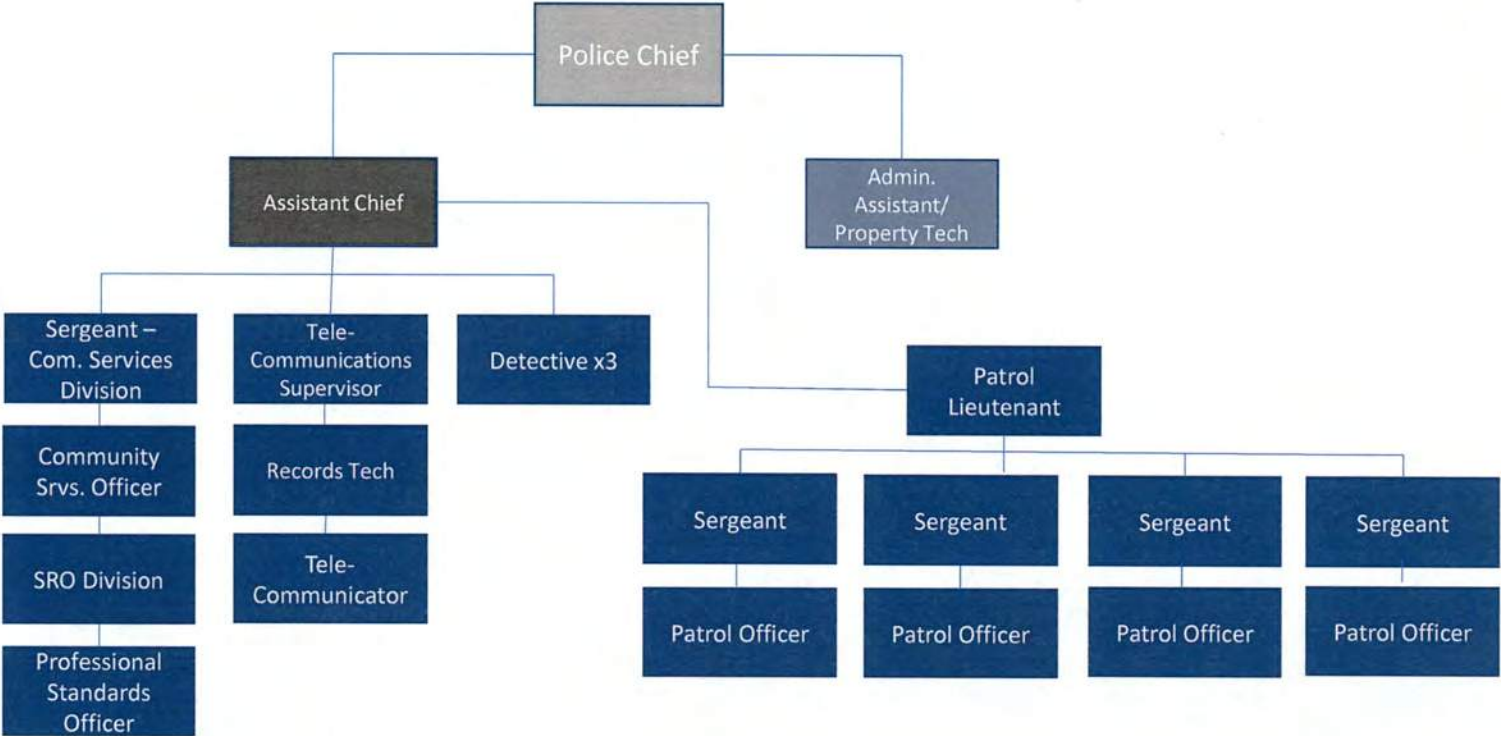
- 93 Total GF Positions**
- 7 Total WS Positions**
- 10 Total CCPD Positions**

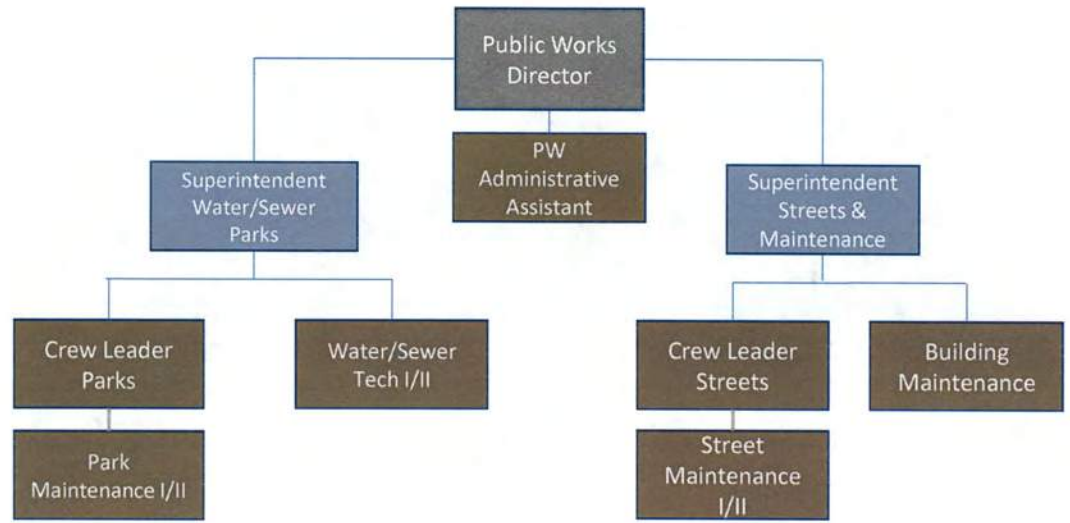
- 110 Total Positions-All Funds**
- 106 Total Budgeted-All Funds**











**CITY OF LAKE WORTH
EMPLOYEE PAY SCALE**

**PAY PLAN A - EXEMPT EMPLOYEES
Effective October 1, 2019**

Pay Grade	FLSA Status	Job Title	Pay Frequency	Minimum	Maximum
30	E	Purchasing Coordinator/Risk Manager	Annual	\$48,068.80	\$65,852.80
			Monthly	4,005.73	5,487.73
			Pay Period	1,848.80	2,532.80
			Hourly	23.11	31.66
35	E	Human Resources Manager	Annual	\$61,875.00	\$84,769.00
35	E	Muni Court Director/Cust Svc Mgr	Monthly	5,156.25	7,064.08
35	E	Street & Maintenance Superintendent	Pay Period	2,379.81	3,260.35
35	E	Water & Parks Superintendent	Hourly	29.75	40.75
40	E	City Secretary	Annual	\$69,363.00	\$95,027.00
40	E	Director of Building Development	Monthly	5,780.25	7,918.92
40	E	Director of Library & Community Svcs	Pay Period	2,667.81	3,654.88
40	E	Information Technology Manager	Hourly	33.35	45.69
45	E	Director of Finance	Annual	\$92,258.00	\$110,709.60
45	E	Director of Public Works	Monthly	7,688.17	9,225.80
			Pay Period	3,548.38	4,258.06
			Hourly	44.35	53.23
50	E	Fire Chief	Annual	\$100,000.00	\$120,000.00
50	E	Police Chief	Monthly	8,333.33	10,000.00
			Pay Period	3,846.15	4,615.38
			Hourly	48.08	57.69
55	E	Assistant City Manager	Annual	\$120,000.00	\$144,000.00
			Monthly	10,000.00	12,000.00
			Pay Period	4,615.38	5,538.46
			Hourly	57.69	69.23

- Moved from Pay Grade 35 to Pay Grade 40
- Moved from Pay Grade 40 to Pay Grade 45
- Moved from Pay Grade 45 to Pay Grade 50
- Moved from Pay Grade 50 to Pay Grade 55

**CITY OF LAKE WORTH
EMPLOYEE PAY SCALE**

**PAY PLAN B - NON-EXEMPT EMPLOYEES
Effective October 1, 2019**

Pay Grade	FLSA Status	Job Title	Pay Frequency	Minimum	Maximum
1	N	Administrative Assistant/Fire Dept	Hourly	\$10.06	\$14.21
1	N	Animal Control Officer			
1	N	Library Aide			
1	N	Administrative Assistant to City Mgr			
1	N	Senior Center Aide (As needed)	Hourly	\$10.06	\$10.06
All grade 1 are Part-time positions					
5	N	Building Maintenance Worker	Annual	\$29,818.00	\$38,750.00
5	N	Library Aide	Monthly	2,484.83	3,229.17
5	N	Library/Sr. Center Aide	Pay Period	1,146.85	1,490.38
5	N	Park Maintenance Worker I	Hourly	14.34	18.63
5	N	Street Maintenance Worker I			
5	N	Water/Sewer Tech I			
10	N	Community Activities Assistant	Annual	\$33,000.00	\$44,700.00
10	N	Park Maintenance Worker II	Monthly	2,750.00	3,725.00
10	N	Street Maintenance Worker II	Pay Period	1,269.23	1,719.23
10	N	Water/Sewer Tech II	Hourly	15.87	21.49
15	N	Accounts Payable Clerk	Annual	\$34,248.00	\$45,712.00
15	N	Animal Control Officer	Monthly	2,854.00	3,809.33
15	N	Code Compliance Officer	Pay Period	1,317.23	1,758.15
15	N	Customer Service Clerk	Hourly	16.47	21.98
15	N	Municipal Court Clerk			
15	N	Permit Clerk			
15	N	Public Works Administrative Assistant			
15	N	Utility Billing Clerk			
20	N	Crew Leader-Parks	Annual	\$39,332.80	\$53,886.00
20	N	Crew Leader-Street	Monthly	3,277.73	4,490.50
20	N	Help Desk Technician	Pay Period	1,512.80	2,072.54
			Hourly	18.91	25.91

**CITY OF LAKE WORTH
EMPLOYEE PAY SCALE**

**PAY PLAN B - NON-EXEMPT EMPLOYEES
*Effective October 1, 2019***

Pay Grade	FLSA Status	Job Title	Pay Frequency	Minimum	Maximum
25	N	Building Inspector	Annual	\$46,825.00	\$64,150.00
25	N	Planning & Zoning Administrator	Monthly	3,902.08	5,345.83
	Pay Period		1,800.96	2,467.31	
	Hourly		22.51	30.84	
30	N	Staff Accountant	Annual	\$48,068.80	\$65,852.80
	Monthly		4,005.73	5,487.73	
	Pay Period		1,848.80	2,532.80	
	Hourly		23.11	31.66	

 Moved from Pay Grade 15 to Pay Grade 20

CITY OF LAKE WORTH EMPLOYEE PAY SCALE

PAY PLAN C - SWORN FIRE EMPLOYEES *Effective October 1, 2019*


Pay Grade	FLSA Status	Job Title	Pay Frequency	Minimum	Maximum
F1	N	Firefighter	Annual	\$50,000.00	\$58,808.00
			Monthly	4,166.67	4,900.67
			Pay Period	1,923.08	2,261.85
			Hourly	17.12	20.14
<i>Shift Personnel</i>					
F2	N	Driver/Engineer	Annual	\$59,000.00	\$74,930.00
			Monthly	4,916.67	6,244.17
			Pay Period	2,269.23	2,881.92
			Hourly	20.21	25.66
<i>Shift Personnel</i>					
F3	N	Captain	Annual	\$70,000.00	\$86,995.00
			Monthly	5,833.33	7,249.58
			Pay Period	2,692.31	3,345.96
			Hourly	23.97	29.79
<i>Shift Personnel</i>					
F3-1	E	This Pay Grade will be eliminated	Annual	\$70,000.00	\$86,995.00
			Monthly	5,833.33	7,249.58
			Pay Period	2,692.31	3,345.96
			Hourly	33.65	41.82
<i>Non-Shift Personnel</i>					
F4	E	Fire Marshal/Emergency Management	Annual	\$80,000.00	\$97,850.00
			Monthly	6,666.67	8,154.17
			Pay Period	3,076.92	3,763.46
			Hourly	38.46	47.04
<i>Non-Shift Personnel</i>					
F5	E	Division Chief-Operations	Annual	\$90,000.00	\$109,800.00
			Monthly	7,500.00	9,150.00
			Pay Period	3,461.54	4,223.08
			Hourly	43.27	52.79
<i>Non-Shift Personnel</i>					


Moved from Pay Grade F3-1 to Pay Grade F4
 Moved from Pay Grade F4 to Pay Grade F5

**CITY OF LAKE WORTH
EMPLOYEE PAY SCALE**

**PAY PLAN D- SWORN POLICE EMPLOYEES
Effective October 1, 2019**

Pay Grade	FLSA Status	Job Title	Pay Frequency	Minimum	Maximum
P1	N	Police Recruit	Annual	\$42,011.00	\$42,011.00
			Monthly	3,500.92	3,500.92
			Pay Period	1,615.81	1,615.81
			Hourly	20.20	20.20
P2	N	Detective	Annual	\$50,000.00	\$61,000.00
P2	N	Police Officer	Monthly	4,166.67	5,083.33
P2	N	School Resource Officer	Pay Period	1,923.08	2,346.15
			Hourly	24.04	29.33
P3	N	Detective/Sergeant (*)	Annual	\$70,000.00	\$85,400.00
P3	N	Patrol Sergeant	Monthly	5,833.33	7,116.67
			Pay Period	2,692.31	3,284.62
			Hourly	33.65	41.06
<i>(*)This position eliminated effective 10/1/19 with addition of 5th Sergeant position</i>					
P4	E	Patrol Lieutenant	Annual	\$75,000.00	\$90,000.00
			Monthly	6,250.00	7,500.00
			Pay Period	2,884.62	3,461.54
			Hourly	36.06	43.27
P5	E	Assistant Chief of Police	Annual	\$90,000.00	\$109,800.00
			Monthly	7,500.00	9,150.00
			Pay Period	3,461.54	4,223.08
			Hourly	43.27	52.79
<i>Change title to Asst Chief of Police effective 10/1/19</i>					

 Pay range changed from start at \$62,238 (\$29.92/hr), top at \$79,042 (\$38/hr)

 Pay range changed from start at \$80,000 (\$38.46/hr), top at \$97,850 (\$47.04/hr)

**CITY OF LAKE WORTH
EMPLOYEE PAY SCALE**

**PAY PLAN E- CIVILIAN POLICE EMPLOYEES
Effective October 1, 2019**

Pay Grade	FLSA Status	Job Title	Pay Frequency	Minimum	Maximum
P1-1	N	Administrative Assistant (*)	Annual	\$38,022.40	\$50,377.60
P1-1	N	Property & Evidence Technician (*)	Monthly	3,168.53	4,198.13
P1-1	N	Records Technician	Pay Period	1,462.40	1,937.60
P1-1	N	Telecommunicator	Hourly	18.28	24.22
<i>(*)Positions to remain vacant if Admin Asst/Property & Evidence Tech is filled</i>					
P2-1	N	Admin Asst/Property & Evidence Tech (**)	Annual	\$41,825.00	\$55,415.00
			Monthly	3,485.42	4,617.92
			Pay Period	1,608.65	2,131.35
			Hourly	20.11	26.64
<i>(**)Position to be filled only if individual positions are vacant</i>					
P3-1	N	Telecommunications Supervisor	Annual	\$50,500.00	\$63,715.00
			Monthly	4,208.33	5,309.58
			Pay Period	1,942.31	2,450.58
			Hourly	24.28	30.63

TAB 3

MAINTENANCE

**CITY OF LAKE WORTH
2019/2020 PROPOSED BUDGET
MAINTENANCE (DEPT 545)**

(DETAILED LINE ITEMS ARE ATTACHED FOR REVIEW AND DISCUSSION)

EXPENSE CATEGORY	2014/2015 ACTUAL	2015/2016 ACTUAL	2016/2017 ACTUAL	2017/2018 ACTUAL	2018/2019		2019/2020 PROPOSED
					CURRENT	ESTIMATED	
SALARIES (100 SERIES)	150,243	153,179	151,823	161,145	81,802	81,282	57,803
SUPPLIES (200 SERIES)	7,353	8,078	7,286	6,812	5,100	5,350	3,623
MAINTENANCE (300 & 400 SERIES)	2,659	2,579	2,188	7,184	2,850	3,020	2,200
SERVICES (500 SERIES)	8,992	5,928	5,810	7,065	9,232	9,208	7,258
MISCELLANEOUS (600 SERIES)							
EQUIPMENT (700 SERIES)	243		4,599	3,445	3,500	3,500	250
CAPITAL (800 SERIES)	18,555						
TRANSFERS OUT (900 SERIES)					28,707	28,707	5,520
TOTAL EXPENSES	188,045	169,764	171,706	185,651	131,191	131,067	76,654

Account	Description	ADOPTED BUDGET	CURRENT BUDGET	YEAR TO DATE TOTAL	ESTIMATED 9/30/19	DEPT HEAD REQUEST	CITY MGR PROPOSED	COUNCIL APPROVED
100-0100-545-000	SALARIES	116,135.00	46,966.00	39,935.60	46,966.00	33,828.00	33,828.00	
100-0101-545-000	OVERTIME	1,000.00	1,000.00	100.01	1,000.00	750.00	750.00	
100-0102-545-000	INCENTIVE PAY-LONGEVITY	1,206.00	1,206.00	1,206.00	1,206.00	222.00	222.00	
100-0108-545-000	FICA EXPENSE	7,496.00	2,862.00	2,351.37	2,862.00	2,254.00	2,254.00	
100-0109-545-000	MEDICARE EXPENSE	1,753.00	669.00	549.92	669.00	527.00	527.00	
100-0110-545-000	UNEMPLOYMENT TAX	513.00	18.00	9.00	18.00	171.00	171.00	
100-0111-545-000	TMRS EXPENSE	19,476.00	8,300.00	7,166.02	8,300.00	6,053.00	6,053.00	
100-0112-545-000	HMO EXPENSE	33,478.00	15,196.00	13,287.94	15,196.00	10,833.00	10,833.00	
100-0113-545-000	DENTAL BENEFITS	533.00	202.00	179.72	202.00	122.00	122.00	
100-0114-545-000	LIFE INSURANCE	332.00	332.00	109.18	137.00	108.00	108.00	
100-0115-545-000	WORKERS' COMPENSATION	3,302.00	3,302.00	2,481.37	3,252.00	1,204.00	1,204.00	
100-0116-545-000	OTHER BENEFITS	342.00	342.00	136.59	168.00	120.00	120.00	
100-0117-545-000	VISION INSURANCE	191.00	191.00	78.16	90.00	64.00	64.00	
100-0118-545-000	CERTIFICATION PAY	1,500.00	600.00	500.00	600.00	900.00	900.00	
100-0124-545-000	VACATION BUY BACK	1,060.00	616.00	616.00	616.00	647.00	647.00	
Subtotal:		188,317.00	81,802.00	68,706.88	81,282.00	57,803.00	57,803.00	
100-0208-545-000	GAS AND OIL	2,250.00	2,000.00	1,655.40	2,250.00	1,800.00	1,800.00	
100-0209-545-000	JANITORIAL SUPPLIES	200.00	200.00		200.00	200.00	200.00	
100-0210-545-000	MISCELLANEOUS SUPPLIES/TOOLS	4,000.00	1,500.00	119.17	1,500.00	600.00	600.00	
100-0213-545-000	OFFICE SUPPLIES	175.00	175.00		175.00	175.00	175.00	
100-0219-545-000	UNIFORMS	2,250.00	1,075.00	619.53	1,075.00	772.50	772.50	
100-0222-545-000	SAFETY	150.00	150.00		150.00	75.00	75.00	
Subtotal:		9,025.00	5,100.00	2,394.10	5,350.00	3,622.50	3,622.50	
100-0300-545-000	BUILDING MAINTENANCE	450.00	450.00	90.97	450.00	450.00	450.00	
Subtotal:		450.00	450.00	90.97	450.00	450.00	450.00	
100-0403-545-000	OTHER EQUIPMENT MAINTENANCE	600.00	600.00	197.63	600.00			
100-0404-545-000	RADIO MAINTENANCE		300.00	130.67	300.00	300.00	300.00	
100-0406-545-000	VEHICLE MAINTENANCE	3,700.00	1,500.00	68.07	1,500.00	1,000.00	1,000.00	
100-0416-545-000	VEHICLE MAINTENANCE FEES			85.00	170.00	450.00	450.00	
Subtotal:		4,300.00	2,400.00	481.37	2,570.00	1,750.00	1,750.00	
100-0506-545-000	DISPOSAL SERVICES	700.00	850.00	734.80	850.00	500.00	500.00	
100-0521-545-000	VEHICLE INSURANCE	1,685.00	1,400.00	1,145.39	1,400.00	600.00	600.00	
100-0531-545-000	SCHOOLS/DUES	1,500.00	1,200.00	355.41	1,200.00	800.00	800.00	
100-0535-545-000	TELEPHONE	850.00	850.00	622.70	850.00	850.00	850.00	
100-0537-545-000	TRAVEL/LODGING	800.00	800.00		800.00	400.00	400.00	
100-0538-545-000	UTILITIES-ELECTRIC	2,300.00	2,300.00	2,002.73	2,300.00	2,300.00	2,300.00	

Account	Description	ADOPTED BUDGET	CURRENT BUDGET	YEAR TO DATE TOTAL	ESTIMATED 9/30/19	DEPT HEAD REQUEST	CITY MGR PROPOSED	COUNCIL APPROVED
100-0546-545-000	UTILITIES-WTR/SWR	100.00	100.00	58.96	100.00	100.00	100.00	
100-0547-545-000	UTILITIES-GAS	1,200.00	1,200.00	790.66	1,200.00	1,200.00	1,200.00	
100-0590-545-000	FW RADIO TRUNKING	432.00	432.00	408.00	408.00	408.00	408.00	
100-0597-545-000	HUMAN RESOURCE SERVICES	100.00	100.00		100.00	100.00	100.00	
Subtotal:		9,667.00	9,232.00	6,118.65	9,208.00	7,258.00	7,258.00	
100-0702-545-000	MINOR EQUIPMENT	3,500.00	3,500.00		3,500.00	250.00	250.00	
Subtotal:		3,500.00	3,500.00		3,500.00	250.00	250.00	
100-0802-545-000	EQUIPMENT	21,823.00	1,880.00	1,880.00	1,880.00			
100-0805-545-000	MOTOR VEHICLES		26,327.00	26,326.15	709.00			
100-0815-545-000	REPLACEMENT EQUIPMENT		500.00	500.00	500.00			
100-0860-545-000	VEHICLE LEASE PAYMENTS			919.84	1,840.00	5,520.00	5,520.00	
100-0895-545-000	VRP CONTRIBUTION	5,552.00			23,778.00			
Subtotal:		27,375.00	28,707.00	29,625.99	28,707.00	5,520.00	5,520.00	
Program number:		242,634.00	131,191.00	107,417.96	131,067.00	76,653.50	76,653.50	
Department number: MAINTENANCE DEPARTMENT		242,634.00	131,191.00	107,417.96	131,067.00	76,653.50	76,653.50	

TAB 4

PARKS

PARK IMPROVEMENT FUND

**CITY OF LAKE WORTH
2019/2020 PROPOSED BUDGET
PARKS (DEPT 540)**

(DETAILED LINE ITEMS ARE ATTACHED FOR REVIEW AND DISCUSSION)

EXPENSE CATEGORY	2014/2015 ACTUAL	2015/2016 ACTUAL	2016/2017 ACTUAL	2017/2018 ACTUAL	2018/2019		2019/2020 PROPOSED
					CURRENT	ESTIMATED	
SALARIES (100 SERIES)	236,864	248,983	258,385	277,729	254,917	254,130	326,956
SUPPLIES (200 SERIES)	12,661	11,308	11,919	12,401	15,100	15,100	14,263
MAINTENANCE (300 & 400 SERIES)	29,118	71,768	17,729	7,925	75,800	75,996	22,100
SERVICES (500 SERIES)	59,240	71,180	60,346	121,754	87,541	87,769	81,494
MISCELLANEOUS (600 SERIES)							
EQUIPMENT (700 SERIES)	528	11,382	315	6,374	1,500	1,500	1,600
CAPITAL (800 SERIES)	17,211				47,887	48,101	78,434
TRANSFERS OUT (900 SERIES)							
TOTAL EXPENSES	355,622	414,621	348,694	426,183	482,745	482,596	524,847

Fund: 100 GENERAL FUND

Department: 540 PARKS

Program:

Period Ending: 7/2019

Account	Description	ADOPTED BUDGET	CURRENT BUDGET	YEAR TO DATE TOTAL	ESTIMATED 9/30/19	DEPT HEAD REQUEST	CITY MGR PROPOSED	COUNCIL APPROVED
100-0100-540-000	SALARIES	195,019.00	158,000.00	121,056.72	158,000.00	197,863.00	197,863.00	
100-0101-540-000	OVERTIME	3,000.00	3,000.00	1,500.28	2,500.00	5,000.00	5,000.00	
100-0102-540-000	INCENTIVE PAY-LONGEVITY	2,786.00	2,786.00	2,286.00	2,786.00	3,074.00	3,074.00	
100-0108-540-000	FICA EXPENSE	12,574.00	10,283.00	7,314.32	10,283.00	12,902.00	12,902.00	
100-0109-540-000	MEDICARE EXPENSE	2,941.00	2,405.00	1,710.60	2,405.00	3,017.00	3,017.00	
100-0110-540-000	UNEMPLOYMENT TAX	1,026.00	83.00	61.82	83.00	1,026.00	1,026.00	
100-0111-540-000	TMRS EXPENSE	32,670.00	27,291.00	21,100.62	27,291.00	34,657.00	34,657.00	
100-0112-540-000	HMO EXPENSE	55,360.00	41,567.00	33,444.35	41,567.00	56,370.00	56,370.00	
100-0113-540-000	DENTAL BENEFITS	888.00	565.00	460.58	565.00	610.00	610.00	
100-0114-540-000	LIFE INSURANCE	554.00	554.00	314.66	452.00	541.00	541.00	
100-0115-540-000	WORKERS' COMPENSATION	4,577.00	4,577.00	3,429.89	4,500.00	5,257.00	5,257.00	
100-0116-540-000	OTHER BENEFITS	570.00	570.00	366.69	514.00	600.00	600.00	
100-0117-540-000	VISION INSURANCE	318.00	318.00	211.66	266.00	318.00	318.00	
100-0118-540-000	CERTIFICATION PAY	1,200.00	450.00	250.00	450.00	600.00	600.00	
100-0122-540-000	HSA CONTRIBUTION		2,468.00	1,944.00	2,468.00	3,558.00	3,558.00	
100-0124-540-000	VACATION BUY BACK	804.00				1,563.00	1,563.00	
Subtotal:		314,287.00	254,917.00	195,452.19	254,130.00	326,956.00	326,956.00	
100-0208-540-000	GAS AND OIL	6,500.00	7,000.00	4,409.14	7,000.00	6,500.00	6,500.00	
100-0209-540-000	JANITORIAL SUPPLIES	2,000.00	2,500.00	766.34	2,500.00	2,250.00	2,250.00	
100-0210-540-000	MISCELLANEOUS SUPPLIES/TOOLS	1,000.00	1,000.00	493.16	1,000.00	1,000.00	1,000.00	
100-0213-540-000	OFFICE SUPPLIES	50.00	50.00		50.00	50.00	50.00	
100-0215-540-000	PRINTING	300.00	300.00	38.50	300.00	300.00	300.00	
100-0219-540-000	UNIFORMS	3,750.00	3,750.00	1,273.68	3,750.00	3,862.50	3,862.50	
100-0222-540-000	SAFETY	150.00	500.00	292.17	500.00	300.00	300.00	
Subtotal:		13,750.00	15,100.00	7,272.99	15,100.00	14,262.50	14,262.50	
100-0300-540-000	BUILDING	1,500.00	1,500.00	93.27	1,500.00	500.00	500.00	
Subtotal:		1,500.00	1,500.00	93.27	1,500.00	500.00	500.00	
100-0403-540-000	OTHER EQUIPMENT MAINTENANCE	4,000.00	5,000.00	3,934.32	5,000.00	5,000.00	5,000.00	
100-0404-540-000	RADIO MAINTENANCE		600.00	392.01	600.00	600.00	600.00	
100-0406-540-000	VEHICLE MAINTENANCE	5,000.00	5,000.00	4,114.77	5,000.00	4,000.00	4,000.00	
100-0407-540-000	PARK MAINTENANCE	1,800.00	3,700.00	2,101.36	3,700.00	2,000.00	2,000.00	
100-0410-540-000	PARK MAINT-EDC FUNDED		60,000.00	11,023.33	60,000.00	8,500.00	8,500.00	
100-0416-540-000	VEHICLE MAINTENANCE FEES			97.96	196.00	1,500.00	1,500.00	
Subtotal:		10,800.00	74,300.00	21,663.75	74,496.00	21,600.00	21,600.00	
100-0514-540-000	EQUIPMENT RENTAL-OTHER	250.00	250.00		250.00	250.00	250.00	
100-0518-540-000	INSURANCE-BLDG & GEN LIABILITY	380.00	520.00	373.23	520.00	520.00	520.00	

Account	Description	ADOPTED BUDGET	CURRENT BUDGET	YEAR TO DATE TOTAL	ESTIMATED 9/30/19	DEPT HEAD REQUEST	CITY MGR PROPOSED	COUNCIL APPROVED
100-0521-540-000	VEHICLE INSURANCE	2,730.00	2,200.00	1,929.08	2,200.00	3,300.00	3,300.00	
100-0531-540-000	SCHOOLS/DUES	1,750.00	1,750.00	810.76	1,750.00	2,000.00	2,000.00	
100-0538-540-000	UTILITIES-ELECTRIC	32,000.00	40,000.00	29,314.60	40,000.00	40,000.00	40,000.00	
100-0546-540-000	UTILITIES-WTR/SWR	32,000.00	32,000.00	5,701.98	32,000.00	32,000.00	32,000.00	
100-0570-540-000	PARK MASTER PLAN		9,325.00	9,325.00	9,325.00			
100-0590-540-000	FW RADIO TRUNKING	1,296.00	1,296.00	1,224.00	1,224.00	1,224.00	1,224.00	
100-0597-540-000	HUMAN RESOURCE SERVICES	200.00	200.00	216.00	500.00	200.00	200.00	
100-0599-540-000	OTHER SERVICES			2,000.00		2,000.00	2,000.00	
Subtotal:		70,606.00	87,541.00	50,894.65	87,769.00	81,494.00	81,494.00	
100-0702-540-000	MINOR EQUIPMENT	1,500.00	1,500.00	1,091.51	1,500.00	1,600.00	1,600.00	
Subtotal:		1,500.00	1,500.00	1,091.51	1,500.00	1,600.00	1,600.00	
100-0802-540-000	EQUIPMENT		9,500.00		9,500.00			
100-0805-540-000	MOTOR VEHICLES		30,272.00	30,486.05	708.00			
100-0809-540-000	MARKERS/MONUMENTS					58,000.00	58,000.00	
100-0815-540-000	REPLACEMENT EQUIPMENT		293.00	292.27	293.00			
100-0860-540-000	VEHICLE LEASE PAYMENTS			1,068.58	2,138.00	20,434.00	20,434.00	
100-0895-540-000	VRF CONTRIBUTION	7,822.00	7,822.00		35,462.00			
Subtotal:		7,822.00	47,887.00	31,846.90	48,101.00	78,434.00	78,434.00	
Program number:		420,265.00	482,745.00	308,315.26	482,596.00	524,846.50	524,846.50	
Department number: PARKS		420,265.00	482,745.00	308,315.26	482,596.00	524,846.50	524,846.50	

**CITY OF LAKE WORTH
2019/2020 PROPOSED BUDGET
PARK IMPROVEMENT FUND SUMMARY (FUND 101)**

(DETAILED LINE ITEMS ARE ATTACHED FOR REVIEW AND DISCUSSION)

CATEGORY	2014/2015 ACTUAL	2015/2016 ACTUAL	2016/2017 ACTUAL	2017/2018 ACTUAL	2018/2019		2019/2020 PROPOSED
					CURRENT	ESTIMATED	
REVENUE							
DONATIONS & CONTRIBUTIONS	(15,418)	(15,141)	(15,202)	(14,951)	(9,600)	(14,600)	(9,000)
MISC & TRANSFERS IN	(250,675)	(283,965)	(254,435)	(31,339)	(30,500)	(34,008)	(7,600)
USE OF PRIOR YR RESERVES					(65,475)	(58,318)	0
TOTAL REVENUE	(266,093)	(299,106)	(269,637)	(46,290)	(105,575)	(106,926)	(16,600)
EXPENDITURES							
SUPPLIES (200 SERIES)	837	704	967	918	1,000	1,000	1,000
MAINTENANCE (400 SERIES)	6,188	9,404	9,132	5,951	12,000	12,000	12,000
SERVICES (500 SERIES)	155	202	159	177	300	310	250
BAD DEBTS (600 SERIES)	35	44	75	71	25	25	75
CAPITAL (800 SERIES)	59,309	534,425	197,339	46,847	92,250	92,250	41,750
TOTAL EXPENDITURES	66,524	544,779	207,672	53,964	105,575	105,585	55,075
VARIANCE-(SURPLUS)/DEFICIT	(199,569)	245,673	(61,965)	7,674	0	(1,341)	38,475

ESTIMATED FUND BALANCES

	09/30/18 Balance	FYE 2019 Est Revs	FYE 2019 Est Exp	09/30/19 Est Balance	FYE 2020 Bdgt Revs	FYE 2020 Bdgt Exp	09/30/20 Est Balance
Restricted-Rayl Park	20,969	5,000	5,000	20,969		5,500	15,469
Restricted-Other Parks	175,520	18,608	50,335	143,793	16,600	24,825	135,568
Assigned-Grand Lake	3,605		250	3,355		250	3,105
Assigned-Lake Worth	121,674		25,000	96,674		22,500	74,174
Assigned-Telephone	50,000	25,000	25,000	50,000		2,000	48,000
Totals	371,768	48,608	105,585	314,791	16,600	55,075	276,316

Fund: 101 PARK IMPROVEMENT FUND

Department:

Period Ending: 7/2019

Program:

Account	Description	ADOPTED BUDGET	CURRENT BUDGET	YEAR TO DATE TOTAL	ESTIMATED 9/30/19	DEPT HEAD REQUEST	CITY MGR PROPOSED	COUNCIL APPROVED
101-4000-000-000	PARK DONATIONS-UTILITY BILLING	9,800.00-	9,600.00-	8,089.00-	9,600.00-	9,000.00-	9,000.00-	
101-4005-000-000	RAYL PARK DONATIONS			5,000.00-	5,000.00-			
	Subtotal:	9,800.00-	9,600.00-	13,089.00-	14,600.00-	9,000.00-	9,000.00-	
101-4800-000-000	INVESTMENT INCOME	5,300.00-	5,500.00-	6,806.82-	8,750.00-	7,500.00-	7,500.00-	
101-4880-000-000	MISCELLANEOUS INCOME			258.49-	258.00-	100.00-	100.00-	
101-4899-000-000	PARK PROJECTS-EDC TRNS IN	25,000.00-	25,000.00-		25,000.00-			
	Subtotal:	30,300.00-	30,500.00-	7,065.31-	34,008.00-	7,600.00-	7,600.00-	
101-4996-000-000	USE OF PRIOR YR RESTRICTED FB	65,475.00-	65,475.00-		58,318.00-			
	Subtotal:	65,475.00-	65,475.00-		58,318.00-			
	Program number:	105,575.00-	105,575.00-	20,154.31-	106,926.00-	16,600.00-	16,600.00-	
	Department number:	105,575.00-	105,575.00-	20,154.31-	106,926.00-	16,600.00-	16,600.00-	
Revenues	Subtotal -----	105,575.00-	105,575.00-	20,154.31-	106,926.00-	16,600.00-	16,600.00-	

Fund: 101 PARK IMPROVEMENT FUND

Department: 500 PARK ADMINISTRATION

Program:

Period Ending: 7/2019

Account	Description	ADOPTED BUDGET	CURRENT BUDGET	YEAR TO DATE TOTAL	ESTIMATED 9/30/19	DEPT HEAD REQUEST	CITY MGR PROPOSED	COUNCIL APPROVED
101-0210-500-000	MISCELLANEOUS SUPPLIES	1,000.00	1,000.00	159.21	1,000.00	1,000.00	1,000.00	
	Subtotal:	1,000.00	1,000.00	159.21	1,000.00	1,000.00	1,000.00	
101-0407-500-000	PARK MAINTENANCE	12,000.00	12,000.00	5,369.88	12,000.00	12,000.00	12,000.00	
	Subtotal:	12,000.00	12,000.00	5,369.88	12,000.00	12,000.00	12,000.00	
101-0599-500-000	OTHER SERVICES	250.00	300.00	233.47	310.00	250.00	250.00	
	Subtotal:	250.00	300.00	233.47	310.00	250.00	250.00	
101-0601-500-000	BAD DEBTS	75.00	25.00		25.00	75.00	75.00	
	Subtotal:	75.00	25.00		25.00	75.00	75.00	
101-0800-500-000	CHARBONNEAU PARK	30,500.00	30,500.00		30,500.00	4,000.00	4,000.00	
101-0801-500-000	DAKOTA PARK	250.00	250.00		250.00	750.00	750.00	
101-0802-500-000	GRAND LAKE PARK	250.00	250.00	29.10	250.00	60,000.00	250.00	
101-0804-500-000	LAKE WORTH PARK	25,000.00	25,000.00	10,672.55	25,000.00	22,500.00	22,500.00	
101-0806-500-000	NAVAJO PARK	250.00	250.00		250.00	750.00	750.00	
101-0807-500-000	RAYL PARK	5,000.00	5,000.00	864.92	5,000.00	5,500.00	5,500.00	
101-0809-500-000	TELEPHONE ROAD PARK	25,000.00	25,000.00	1,733.18	25,000.00	25,000.00	2,000.00	
101-0810-500-000	PARK IMPROVEMENTS	6,000.00	6,000.00		6,000.00	6,000.00	6,000.00	
	Subtotal:	92,250.00	92,250.00	13,299.75	92,250.00	124,500.00	41,750.00	
	Program number:	105,575.00	105,575.00	19,062.31	105,585.00	137,825.00	55,075.00	
	Department number: PARK ADMINISTRATION	105,575.00	105,575.00	19,062.31	105,585.00	137,825.00	55,075.00	
	Expenditures Subtotal -----	105,575.00	105,575.00	19,062.31	105,585.00	137,825.00	55,075.00	
	Fund number: 101 PARK IMPROVEMENT FUND			1,092.00-	1,341.00-	121,225.00	38,475.00	

TAB 5

MUNICIPAL COURT
CHILD SAFETY FUND
COURT TECHNOLOGY FUND
COURT SECURITY FUND

**CITY OF LAKE WORTH
2019/2020 PROPOSED BUDGET
MUNICIPAL COURT (DEPT 555)**

(DETAILED LINE ITEMS ARE ATTACHED FOR REVIEW AND DISCUSSION)

EXPENSE CATEGORY	2014/2015 ACTUAL	2015/2016 ACTUAL	2016/2017 ACTUAL	2017/2018 ACTUAL	2018/2019		2019/2020 PROPOSED
					CURRENT	ESTIMATED	
SALARIES (100 SERIES)	143,288	145,970	156,877	168,198	179,511	173,704	178,542
SUPPLIES (200 SERIES)	5,864	4,861	5,242	4,773	4,400	4,400	4,800
MAINTENANCE (400 SERIES)	398			92	100	100	300
SERVICES (500 SERIES)	53,689	51,986	59,857	60,683	65,702	68,727	69,275
MISCELLANEOUS (600 SERIES)			335				
EQUIPMENT (700 SERIES)		540	120	97	100	100	500
CAPITAL (800 SERIES)							
TRANSFERS OUT (900 SERIES)							
TOTAL EXPENSES	203,239	203,357	222,431	233,843	249,813	247,031	253,417

Account	Description	ADOPTED BUDGET	CURRENT BUDGET	YEAR TO DATE TOTAL	ESTIMATED 9/30/19	DEPT HEAD REQUEST	CITY MGR PROPOSED	COUNCIL APPROVED
100-0100-555-000	SALARIES	129,119.00	127,148.00	100,380.65	123,000.00	122,795.00	122,795.00	
100-0101-555-000	OVERTIME	300.00	300.00		300.00	300.00	300.00	
100-0102-555-000	INCENTIVE PAY-LONGEVITY	1,752.00	1,752.00	1,752.00	1,752.00	1,896.00	1,896.00	
100-0108-555-000	FICA EXPENSE	8,224.00	7,960.00	6,197.92	7,960.00	7,750.00	7,750.00	
100-0109-555-000	MEDICARE EXPENSE	1,923.00	1,923.00	1,449.51	1,862.00	1,812.00	1,812.00	
100-0110-555-000	UNEMPLOYMENT TAX	513.00	82.00	58.94	82.00	342.00	342.00	
100-0111-555-000	TMRS EXPENSE	20,941.00	19,006.00	15,891.93	19,006.00	20,816.00	20,816.00	
100-0112-555-000	HMO EXPENSE	23,514.00	17,302.00	14,419.68	17,302.00	19,887.00	19,887.00	
100-0113-555-000	DENTAL BENEFITS	355.00	355.00	215.00	253.00	244.00	244.00	
100-0114-555-000	LIFE INSURANCE	221.00	221.00	149.97	200.00	217.00	217.00	
100-0115-555-000	WORKERS' COMPENSATION	320.00	327.00	237.13	327.00	337.00	337.00	
100-0116-555-000	OTHER BENEFITS	342.00	362.00	243.16	362.00	240.00	240.00	
100-0117-555-000	VISION INSURANCE	127.00	127.00	98.80	119.00	127.00	127.00	
100-0122-555-000	HSA CONTRIBUTION		1,179.00	917.00	1,179.00	1,779.00	1,779.00	
100-0124-555-000	VACATION BUY BACK	1,467.00	1,467.00					
Subtotal:		189,118.00	179,511.00	142,011.69	173,704.00	178,542.00	178,542.00	
100-0210-555-000	MISCELLANEOUS SUPPLIES	100.00	100.00	13.50	100.00	200.00	200.00	
100-0213-555-000	OFFICE SUPPLIES	500.00	300.00	74.49	300.00	500.00	500.00	
100-0214-555-000	POSTAGE	3,500.00	2,800.00	1,540.00	2,800.00	2,400.00	2,400.00	
100-0215-555-000	PRINTING	1,200.00	1,200.00	893.11	1,200.00	1,700.00	1,700.00	
Subtotal:		5,300.00	4,400.00	2,521.10	4,400.00	4,800.00	4,800.00	
100-0402-555-000	OFFICE EQUIPMENT	200.00	100.00		100.00	300.00	300.00	
Subtotal:		200.00	100.00		100.00	300.00	300.00	
100-0504-555-000	JUDGE/PROSECUTOR/MAGISTRATE	38,000.00	38,000.00	26,561.27	38,000.00	38,000.00	38,000.00	
100-0509-555-000	COURT INTERPRETER/JURORS	700.00	250.00	225.00	250.00	500.00	500.00	
100-0531-555-000	SCHOOLS/DUES	700.00	877.00	901.87	902.00	700.00	700.00	
100-0534-555-000	COLLECTION FEES	25,000.00	25,000.00	23,388.34	28,000.00	25,000.00	25,000.00	
100-0537-555-000	TRAVEL/LODGING	2,000.00	1,500.00	1,372.92	1,500.00	2,000.00	2,000.00	
100-0597-555-000	HUMAN RESOURCE SERVICES	75.00	75.00		75.00	75.00	75.00	
100-0599-555-000	OTHER SERVICES	200.00				3,000.00	3,000.00	
Subtotal:		66,675.00	65,702.00	52,449.40	68,727.00	69,275.00	69,275.00	
100-0700-555-000	MINOR EQUIPMENT-OFFICE	300.00	100.00		100.00	300.00	300.00	
100-0702-555-000	MINOR EQUIPMENT-OTHER	200.00				200.00	200.00	
Subtotal:		500.00	100.00		100.00	500.00	500.00	

**CITY OF LAKE WORTH
2019/2020 PROPOSED BUDGET
CHILD SAFETY FUND SUMMARY (FUND 102)**

(DETAILED LINE ITEMS ARE ATTACHED FOR REVIEW AND DISCUSSION)

CATEGORY	2014/2015 ACTUAL	2015/2016 ACTUAL	2016/2017 ACTUAL	2017/2018 ACTUAL	2018/2019		2019/2020 PROPOSED
					CURRENT	ESTIMATED	
REVENUE							
CHILD SAFETY FEE	(2,627)	(1,203)	(1,337)	(777)	(650)	(600)	(600)
INVESTMENT INCOME	(1)	(1)	(16)	(135)	(125)	(140)	(150)
USE OF PRIOR YR RESERVES					(4,475)	(4,460)	
TOTAL REVENUE	(2,628)	(1,204)	(1,353)	(912)	(5,250)	(5,200)	(750)
EXPENDITURES							
SERVICES (500 SERIES)	269	338	238	5,235	5,250	5,200	2,750
TOTAL EXPENDITURES	269	338	238	5,235	5,250	5,200	2,750
VARIANCE-(SURPLUS)/DEFICIT	(2,359)	(866)	(1,115)	4,323	0	0	2,000

ESTIMATED FUND BALANCES

Fund Balance 09/30/18	12,493
FYE 09/19 Estimated Surplus/(Deficit)	<u>(4,460)</u>
Estimated Fund Balance 09/30/19	8,033
FYE 09/20 Budgeted Surplus/(Deficit)	<u>(2,000)</u>
Estimated Fund Balance 09/30/20	6,033

Fund: 102 CHILD SAFETY FUND

Department:

Period Ending: 7/2019

Program:

Account	Description	ADOPTED BUDGET	CURRENT BUDGET	YEAR TO DATE TOTAL	ESTIMATED 9/30/19	DEPT HEAD REQUEST	CITY MGR PROPOSED	COUNCIL APPROVED
102-4000-000-000	CHILD SAFETY FEES	650.00-	650.00-	506.08-	600.00-	600.00-	600.00-	
	Subtotal:	650.00-	650.00-	506.08-	600.00-	600.00-	600.00-	
102-4800-000-000	INVESTMENT INCOME	125.00-	125.00-	116.66-	140.00-	150.00-	150.00-	
	Subtotal:	125.00-	125.00-	116.66-	140.00-	150.00-	150.00-	
102-4996-000-000	USE OF PRIOR YR RESTRICTED FB	4,475.00-	4,475.00-		4,460.00-			
	Subtotal:	4,475.00-	4,475.00-		4,460.00-			
	Program number:	5,250.00-	5,250.00-	622.74-	5,200.00-	750.00-	750.00-	
	Department number:	5,250.00-	5,250.00-	622.74-	5,200.00-	750.00-	750.00-	
Revenues	Subtotal -----	5,250.00-	5,250.00-	622.74-	5,200.00-	750.00-	750.00-	

CITY OF LAKE WORTH
BUDGET WORKSHEET
Department: 500 CHILD SAFETY ADMINISTRATION
Period Ending: 7/2019

Fund: 102 CHILD SAFETY FUND

Program:

Account	Description	ADOPTED BUDGET	CURRENT BUDGET	YEAR TO DATE TOTAL	ESTIMATED 9/30/19	DEPT HEAD REQUEST	CITY MGR PROPOSED	COUNCIL APPROVED
102-0550-500-000	CHILDRENS ALLIANCE PARTNERSHIP	5,000.00	5,000.00	5,000.00	5,000.00	2,500.00	2,500.00	
102-0599-500-000	OTHER SERVICES	250.00	250.00	121.39	200.00	250.00	250.00	
	Subtotal:	5,250.00	5,250.00	5,121.39	5,200.00	2,750.00	2,750.00	
	Program number:	5,250.00	5,250.00	5,121.39	5,200.00	2,750.00	2,750.00	
	Department number: CHILD SAFETY ADMINISTRATION	5,250.00	5,250.00	5,121.39	5,200.00	2,750.00	2,750.00	
	Expenditures Subtotal -----	5,250.00	5,250.00	5,121.39	5,200.00	2,750.00	2,750.00	
	Fund number: 102 CHILD SAFETY FUND			4,498.65		2,000.00	2,000.00	

**CITY OF LAKE WORTH
2019/2020 PROPOSED BUDGET
COURT TECHNOLOGY FUND SUMMARY (FUND 103)**

(DETAILED LINE ITEMS ARE ATTACHED FOR REVIEW AND DISCUSSION)

CATEGORY	2014/2015 ACTUAL	2015/2016 ACTUAL	2016/2017 ACTUAL	2017/2018 ACTUAL	2018/2019		2019/2020 PROPOSED
					CURRENT	ESTIMATED	
REVENUE							
COURT TECHNOLOGY FEE	(15,864)	(11,548)	(11,964)	(11,190)	(11,000)	(7,300)	(7,000)
INVESTMENT & MISC INCOME	(2)	(3)	(22)	(108)	(100)	(150)	(100)
USE OF RESTRICTED FUND BAL					0	(4,813)	
TOTAL REVENUE	(15,866)	(11,551)	(11,986)	(11,298)	(11,100)	(12,263)	(7,100)
EXPENDITURES							
SUPPLIES (200 SERIES)	54				500	900	1,000
SERVICES (500 SERIES)	5,554	7,528	333	188	200	975	450
EQUIPMENT (700 SERIES)							
CAPITAL (800 SERIES)							
TRANSFERS OUT (900 SERIES)	11,364	10,610	18,103	9,688	10,388	10,388	5,700
TOTAL EXPENDITURES	16,972	18,138	18,436	9,876	11,088	12,263	7,150
VARIANCE-(SURPLUS)/DEFICIT	1,106	6,587	6,450	(1,422)	(12)	0	50

ESTIMATED FUND BALANCES

Fund Balance 09/30/18	9,822
FYE 09/19 Estimated Surplus/(Deficit)	<u>(4,813)</u>
Estimated Fund Balance 09/30/19	5,009
FYE 09/20 Budgeted Surplus/(Deficit)	<u>(50)</u>
Estimated Fund Balance 09/30/20	4,959

Fund: 103 COURT TECHNOLOGY FUND

Department:

Period Ending: 7/2019

Program:

Account	Description	ADOPTED BUDGET	CURRENT BUDGET	YEAR TO DATE TOTAL	ESTIMATED 9/30/19	DEPT HEAD REQUEST	CITY MGR PROPOSED	COUNCIL APPROVED
103-4000-000-000	COURT TECHNOLOGY FEES	11,000.00-	11,000.00-	6,475.61-	7,300.00-	7,000.00-	7,000.00-	
	Subtotal:	11,000.00-	11,000.00-	6,475.61-	7,300.00-	7,000.00-	7,000.00-	
103-4800-000-000	INVESTMENT INCOME	100.00-	100.00-	116.37-	150.00-	100.00-	100.00-	
	Subtotal:	100.00-	100.00-	116.37-	150.00-	100.00-	100.00-	
103-4996-000-000	USE OF PRIOR YR RESTRICTED FB				4,813.00-			
	Subtotal:				4,813.00-			
Program number:		11,100.00-	11,100.00-	6,591.98-	12,263.00-	7,100.00-	7,100.00-	
Department number:		11,100.00-	11,100.00-	6,591.98-	12,263.00-	7,100.00-	7,100.00-	
Revenues	Subtotal -----	11,100.00-	11,100.00-	6,591.98-	12,263.00-	7,100.00-	7,100.00-	

BUDGET WORKSHEET

18:27 07/29/19

Fund: 103 COURT TECHNOLOGY FUND

Department: 500 COURT TECHNOLOGY ADMIN

Program:

Period Ending: 7/2019

Account	Description	ADOPTED BUDGET	CURRENT BUDGET	YEAR TO DATE TOTAL	ESTIMATED 9/30/19	DEPT HEAD REQUEST	CITY MGR PROPOSED	COUNCIL APPROVED
103-0210-500-000	MISCELLANEOUS SUPPLIES	500.00	500.00	900.00	900.00	1,000.00	1,000.00	
	Subtotal:	500.00	500.00	900.00	900.00	1,000.00	1,000.00	
103-0502-500-000	COMPUTER SOFTWARE CONTRACTS			600.00	600.00			
103-0535-500-000	TELEPHONE SERVICE				175.00	250.00	250.00	
103-0599-500-000	OTHER SERVICES	200.00	200.00	119.07	200.00	200.00	200.00	
	Subtotal:	200.00	200.00	719.07	975.00	450.00	450.00	
103-0951-500-000	IT SUPPORT	10,388.00	10,388.00		10,388.00	5,700.00	5,700.00	
	Subtotal:	10,388.00	10,388.00		10,388.00	5,700.00	5,700.00	
	Program number:	11,088.00	11,088.00	1,619.07	12,263.00	7,150.00	7,150.00	
	Department number: COURT TECHNOLOGY ADMIN	11,088.00	11,088.00	1,619.07	12,263.00	7,150.00	7,150.00	
	Expenditures Subtotal -----	11,088.00	11,088.00	1,619.07	12,263.00	7,150.00	7,150.00	
	Fund number: 103 COURT TECHNOLOGY FUND	12.00-	12.00-	4,972.91-		50.00	50.00	

**CITY OF LAKE WORTH
2019/2020 PROPOSED BUDGET
COURT SECURITY FUND SUMMARY (FUND 104)**

(DETAILED LINE ITEMS ARE ATTACHED FOR REVIEW AND DISCUSSION)

CATEGORY	2014/2015 ACTUAL	2015/2016 ACTUAL	2016/2017 ACTUAL	2017/2018 ACTUAL	2018/2019		2019/2020 PROPOSED
					CURRENT	ESTIMATED	
REVENUE							
COURT SECURITY FEE	(11,898)	(8,661)	(8,973)	(8,393)	(8,250)	(6,000)	(5,000)
INVESTMENT & MISC INCOME	(1)	(117)	(414)	(1,007)	(800)	(1,401)	(1,200)
USE OF RESTRICTED FUND BAL							
TOTAL REVENUE	(11,899)	(8,778)	(9,387)	(9,400)	(9,050)	(7,401)	(6,200)
EXPENDITURES							
SERVICES (500 SERIES)	2,446	764	1,734	2,410	2,630	2,420	3,700
CAPITAL (800 SERIES)							
TOTAL EXPENDITURES	2,446	764	1,734	2,410	2,630	2,420	3,700
VARIANCE-(SURPLUS)/DEFICIT	(9,453)	(8,014)	(7,653)	(6,990)	(6,420)	(4,981)	(2,500)

ESTIMATED FUND BALANCES

Fund Balance 09/30/18	69,979
FYE 09/19 Estimated Surplus/(Deficit)	4,981
Estimated Fund Balance 09/30/19	74,960
FYE 09/20 Budgeted Surplus/(Deficit)	2,500
Estimated Fund Balance 09/30/20	77,460

Fund: 104 COURT SECURITY FUND

Department:

Period Ending: 7/2019

Program:

Account	Description	ADOPTED BUDGET	CURRENT BUDGET	YEAR TO DATE TOTAL	ESTIMATED 9/30/19	DEPT HEAD REQUEST	CITY MGR PROPOSED	COUNCIL APPROVED
104-4000-000-000	COURT SECURITY FEE	8,250.00-	8,250.00-	4,856.96-	6,000.00-	5,000.00-	5,000.00-	
	Subtotal:	8,250.00-	8,250.00-	4,856.96-	6,000.00-	5,000.00-	5,000.00-	
104-4800-000-000	INVESTMENT INCOME	800.00-	800.00-	1,176.09-	1,400.00-	1,200.00-	1,200.00-	
104-4880-000-000	MISCELLANEOUS INCOME			1.03-	1.00-			
	Subtotal:	800.00-	800.00-	1,177.12-	1,401.00-	1,200.00-	1,200.00-	
	Program number:	9,050.00-	9,050.00-	6,034.08-	7,401.00-	6,200.00-	6,200.00-	
	Department number:	9,050.00-	9,050.00-	6,034.08-	7,401.00-	6,200.00-	6,200.00-	
Revenues	Subtotal -----	9,050.00-	9,050.00-	6,034.08-	7,401.00-	6,200.00-	6,200.00-	

CITY OF LAKE WORTH
BUDGET WORKSHEET
Department: 500 COURT SECURITY ADMINISTRATION
Period Ending: 7/2019

Fund: 104 COURT SECURITY FUND

Program:

Account	Description	ADOPTED BUDGET	CURRENT BUDGET	YEAR TO DATE TOTAL	ESTIMATED 9/30/19	DEPT HEAD REQUEST	CITY MGR PROPOSED	COUNCIL APPROVED
104-0531-500-000	SCHOOLS & DUES	300.00	300.00			700.00	700.00	
104-0560-500-000	BAILIFF SERVICES	2,000.00	2,000.00		2,000.00	2,500.00	2,500.00	
104-0599-500-000	OTHER SERVICES	330.00	330.00	284.86	420.00	500.00	500.00	
Subtotal:		2,630.00	2,630.00	284.86	2,420.00	3,700.00	3,700.00	
Program number:		2,630.00	2,630.00	284.86	2,420.00	3,700.00	3,700.00	
Department number: COURT SECURITY ADMINISTRATI		2,630.00	2,630.00	284.86	2,420.00	3,700.00	3,700.00	
Expenditures Subtotal -----		2,630.00	2,630.00	284.86	2,420.00	3,700.00	3,700.00	
Fund number: 104 COURT SECURITY FUND		6,420.00-	6,420.00-	5,749.22-	4,981.00-	2,500.00-	2,500.00-	

TAB 6

INFORMATION TECHNOLOGY

**CITY OF LAKE WORTH
2019/2020 PROPOSED BUDGET
INFORMATION TECHNOLOGY (DEPT 575)**

(DETAILED LINE ITEMS ARE ATTACHED FOR REVIEW AND DISCUSSION)

EXPENSE CATEGORY	2014/2015	2015/2016	2016/2017	2017/2018	2018/2019		2019/2020
	ACTUAL	ACTUAL	ACTUAL	ACTUAL	CURRENT	ESTIMATED	PROPOSED
SALARIES (100 SERIES)	160,612	167,481	174,977	182,916	194,357	179,543	203,254
SUPPLIES (200 SERIES)	48	99	268	182	920	920	420
MAINTENANCE (400 SERIES)	932	784	131	225	1,500	1,500	1,500
SERVICES (500 SERIES)	148,177	163,854	218,203	288,069	313,915	313,915	322,089
MISCELLANEOUS (600 SERIES)							
EQUIPMENT (700 SERIES)	11,075	2,249	7,015	4,034	6,325	6,375	3,625
CAPITAL (800 SERIES)	38,744	28,656	27,058	44,444	109,875	109,875	22,000
TRANSFERS OUT (900 SERIES)							
TOTAL EXPENSES	359,588	363,123	427,652	519,870	626,892	612,128	552,888

BUDGET WORKSHEET

18:27 07/29/19

Fund: 100 GENERAL FUND

Department: 575 INFORMATION TECHNOLOGY

Program:

Period Ending: 7/2019

Account	Description	ADOPTED BUDGET	CURRENT BUDGET	YEAR TO DATE TOTAL	ESTIMATED 9/30/19	DEPT HEAD REQUEST	CITY MGR PROPOSED	COUNCIL APPROVED
100-0100-575-000	SALARIES	137,873.00	137,105.00	113,994.08	123,000.00	140,372.00	140,372.00	
100-0101-575-000	OVERTIME	300.00	300.00	871.49	1,500.00	300.00	300.00	
100-0102-575-000	INCENTIVE PAY-LONGEVITY	1,662.00	1,662.00	2,476.50	2,477.00	1,806.00	1,806.00	
100-0108-575-000	FICA EXPENSE	8,834.00	8,622.00	7,213.68	8,622.00	8,932.00	8,932.00	
100-0109-575-000	MEDICARE EXPENSE	2,066.00	2,066.00	1,687.08	2,016.00	2,101.00	2,101.00	
100-0110-575-000	UNEMPLOYMENT TAX	342.00	27.00	18.00	27.00	342.00	342.00	
100-0111-575-000	TMRs EXPENSE	22,952.00	22,389.00	19,634.38	22,389.00	24,126.00	24,126.00	
100-0112-575-000	HMO EXPENSE	18,397.00	15,809.00	12,528.46	13,850.00	18,108.00	18,108.00	
100-0113-575-000	DENTAL BENEFITS	355.00	355.00	205.54	253.00	244.00	244.00	
100-0114-575-000	LIFE INSURANCE	221.00	221.00	145.53	199.00	217.00	217.00	
100-0115-575-000	WORKERS' COMPENSATION	344.00	350.00	254.07	350.00	391.00	391.00	
100-0116-575-000	OTHER BENEFITS	228.00	236.00	179.09	236.00	240.00	240.00	
100-0117-575-000	VISION INSURANCE	127.00	127.00	93.86	119.00	127.00	127.00	
100-0118-575-000	CERTIFICATION PAY	600.00	1,200.00			300.00	300.00	
100-0119-575-000	AUTO ALLOWANCE	1,200.00	1,200.00	950.00	1,050.00	1,200.00	1,200.00	
100-0121-575-000	DESIGNATED ADDTL DUTY PAY			385.00	1,155.00			
100-0122-575-000	HSA CONTRIBUTION	1,527.00	2,688.00	2,033.00	2,300.00	3,558.00	3,558.00	
100-0124-575-000	VACATION BUY BACK	848.00				890.00	890.00	
Subtotal:		197,876.00	194,357.00	162,669.76	179,543.00	203,254.00	203,254.00	
100-0210-575-000	MISCELLANEOUS SUPPLIES	150.00	650.00	631.37	650.00	150.00	150.00	
100-0213-575-000	OFFICE SUPPLIES	25.00	25.00		25.00	25.00	25.00	
100-0214-575-000	POSTAGE	75.00	75.00	18.31	75.00	75.00	75.00	
100-0219-575-000	UNIFORMS	170.00	170.00		170.00	170.00	170.00	
Subtotal:		420.00	920.00	649.68	920.00	420.00	420.00	
100-0403-575-000	OTHER EQUIPMENT MAINTENANCE	1,500.00	1,500.00	40.74	1,500.00	1,500.00	1,500.00	
Subtotal:		1,500.00	1,500.00	40.74	1,500.00	1,500.00	1,500.00	
100-0502-575-000	COMPUTER SOFTWARE-CONTRACTS	117,644.00	123,020.00	86,815.59	123,020.00	129,000.00	138,000.00	
100-0503-575-000	CONTRACT SERVICES	22,000.00	10,000.00	2,070.89	10,000.00	5,000.00	5,000.00	
100-0512-575-000	EQUIP RENTAL COPY MACH/LEASES	52,656.00	64,656.00	56,084.94	64,656.00	66,000.00	66,000.00	
100-0527-575-000	PUBLICATIONS	25.00						
100-0531-575-000	SCHOOL/DUES	9,889.00	6,889.00	3,801.32	6,889.00	389.00	389.00	
100-0535-575-000	TELEPHONE/INTERNET	54,164.00	54,164.00	53,954.20	54,164.00	55,000.00	55,000.00	
100-0537-575-000	TRAVEL/LODGING	1,452.00	452.00		452.00	900.00	900.00	
100-0550-575-000	COMPUTER HARDWARE CONTRACTS	21,889.00	19,610.00	12,908.40	19,610.00	22,000.00	22,000.00	
100-0595-575-000	DELL CAP LEASE PYMTS	31,768.00	31,768.00	5,793.08	31,768.00	32,000.00	32,000.00	
100-0596-575-000	DELL CAP LEASE INTEREST	2,756.00	2,756.00	1,065.09	2,756.00	2,800.00	2,800.00	
100-0599-575-000	OTHER SERVICES	600.00	600.00	78.66	600.00			

Account	Description	ADOPTED BUDGET	CURRENT BUDGET	YEAR TO DATE TOTAL	ESTIMATED 9/30/19	DEPT HEAD REQUEST	CITY MGR PROPOSED	COUNCIL APPROVED
Subtotal:		314,843.00	313,915.00	222,572.17	313,915.00	313,089.00	322,089.00	
100-0700-575-000	MINOR EQUIPMENT-OFFICE	500.00	500.00	502.99	550.00	500.00	500.00	
100-0715-575-000	MINOR HARDWARE REPLACEMENT	5,825.00	5,825.00	1,960.37	5,825.00	3,125.00	3,125.00	
Subtotal:		6,325.00	6,325.00	2,463.36	6,375.00	3,625.00	3,625.00	
100-0801-575-000	COMPUTER HARDWARE	26,600.00	26,600.00	17,437.00	26,600.00	22,000.00	22,000.00	
100-0802-575-000	EQUIPMENT	64,038.00	83,275.00	60,327.84	83,275.00			
Subtotal:		90,638.00	109,875.00	77,764.84	109,875.00	22,000.00	22,000.00	
Program number:		611,602.00	626,892.00	466,160.55	612,128.00	543,888.00	552,888.00	
Department number: INFORMATION TECHNOLOGY		611,602.00	626,892.00	466,160.55	612,128.00	543,888.00	552,888.00	



CIVICCMS[®]

Lake Worth, TX

Website Proposal

Presented by
Alan Montgomery



302 S. 4th Street, Suite 500 | Manhattan, KS 66502
1300 Massachusetts Ave., Boxborough, MA 01719
www.civicplus.com

June 12, 2019, 2019

Monica Solko
City Secretary
City of Lake Worth
3805 Adam Grubb
Lake Worth, Texas 76135

RE: Website Redesign Services

Dear Monica,

Meeting the expectations of citizens is at the core of civic responsibility. Finding that perfect blend of functionality, ease of maintenance, and cost effectiveness can be daunting. Today's "what I want, when I need it" society is all about digital and timely responses. Saving time and money and increasing citizen satisfaction is every government entity's goal. With the cost effective CivicCMS solution you can achieve your vision of success.

CivicPlus, Inc. (CivicPlus) is passionate about our mission to help make local government better. We are not just designing a website, we are helping build a trusted and long-term relationship between you and your community through our state-of-the-art technology and process. Our expertise lies in collaborating with our clients to deliver the right solution, at the right cost, housed within a modern design that captures the culture of your community.

The following information will show you how the CivicCMS solution will reduce your staff's workload, respect your available budget, and most importantly, provide your community with a powerful online resource that promotes open access to your municipal offices.

Please review our proposal closely. This proposal will save you time and resources while providing your visitors a website where they can find what they need, when they need it. We look forward to working with you and your staff to help make your vision become a reality.

Sincerely,
Alan Montgomery
Regional Sales Manager
amontgomery@civicplus.com

What Sets CivicCMS Apart?



Created to Meet Your Needs

Developing your new website under the Open Source Initiative provides CivicCMS with the flexibility to develop new features and modules to help you meet your goals and vision.



Our Drupal Platform

CivicPlus will develop your site on one of the industry's most trusted open source platforms, Drupal. It is the platform of choice by national, state, and local governments all over the world.



We Build Long-Term Relationships

Our partnership with you is only beginning at go-live! We provide ongoing customer support and our Account Management team will work with you to help you evolve your web environment throughout your relationship with CivicPlus.



Easiest System for Updating & Adding New Content

Your new CivicCMS website will be specifically designed for ease-of-use so your staff, regardless of their technical skill level, can maintain and update your new website easily and efficiently.



Custom & Responsive Design

Your custom-designed website will be fully responsive on multiple devices including smart phones, tablets and wide screen monitors.



Useful & Relevant Modules

CivicCMS is flexible and scalable so your site can grow as your needs grow without extra features and functionalities that are not as relevant.



Affordable Cost, Flexible Payments

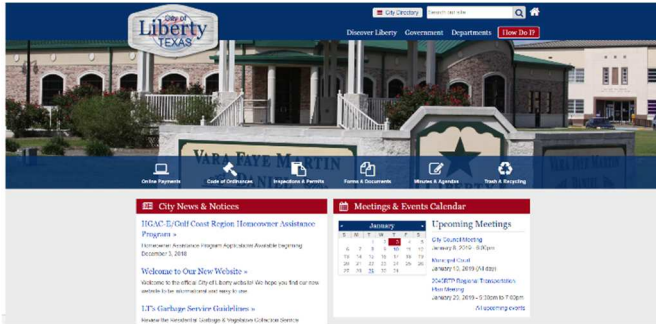
We understand the fiscal challenges municipalities face on a daily basis, so CivicPlus offers payment options to meet your budgeting needs.



Security and Protection—Priority One!

Our Tier IV secure hosting facilities are monitored 24/7 and your website is backed up daily off-site. We deploy state-of-the-art hardware and software to prevent DDoS and hacking attacks to protect your investment.

Client Design Examples




Liberty TX

<https://www.cityofliberty.org/>



Borger TX

<https://www.borgertx.gov/>



Simonton TX

<https://www.simontontexas.gov/>

Features & Functionality

Content Management Functionality

- Agenda Builder Module
- Schedule Publishing
- Web Forms Module
- Unpublish/Archive Content
- WYSIWYG Editor
- Dept/Board Specific News
- Persistent Navigation
- ADA Compliance
- Job Opportunities
- Schedule Expiration Dates
- Versioning
- Embed Video Player
- Online File Center
- Quick Links
- Protected Email Addresses
- Recyclopeda
- FAQs
- Audit Trail/History Log
- Content Previewing
- CAPTCHA Visitor Authentication
- Printer Friendly Pages
- Surveys & Polling
- Bids & RFPs
- Business Directory
- "Review-On" Dating
- Dynamic Breadcrumbs
- SSL Certificates

Communication Features

- Email Notifications (E-subscriber)
- Dynamic Site Map
- RSS Feeds
- Facebook & Twitter Integration
- Service Requests Forms
- Urgent Alert Banners
- Two-Way Blogging
- Private Comment Forms
- Rotating Bulletin Boards
- Staff Directory
- "Share this Page"

Administrative Functionality

- Intranet Options
- User Roles & Permission Levels
- Traffic Analysis
- Broken Links Reporting
- Domain Name Management
- Quality Assurance Reports
- Complete User History
- Board Membership Duties
- Menu Control

Design Features

- Responsive Design
- Rotating Mastheads
- Dynamic News Modules
- Urgent News Banners
- Upcoming Meetings Module
- Custom Subtitles
- Cascading Navigation
- Multiple Navigation Schemes

Graphic & Image Functionality

- Media Library
- Image Editor
- Photo Gallery
- Slide Shows
- Captioning/ALT Text
- Rotating Department

Images

- Image Administration
- Rotating Bulletin Boards

Typical Project Timeline

Design creation, accessibility, usability guidance, content optimization, training - CivicPlus delivers all of this and more during the development of your new CivicCMS website. Your exact project timeline can vary based on determined project scope, project enhancements purchased, your availability for meeting coordination, action item return and completion, approval dates kept, and other factors. Based on our experience, the estimated timeline for the successful completion of your CivicCMS project is approximately 12-15 weeks.

Implementation Phase	Timeframe	Deliverables
Phase 1 Strategy Sessions & Discovery	1 Week	<ul style="list-style-type: none">• Define Core Objectives• Needs Assessment
Phase 2 Design & Architecture	3-4 Weeks	<ul style="list-style-type: none">• Design Meeting with Client Website Committee• Homepage Options & Layout• Subpage Design and Layout• Finalize Design (once you are completely satisfied)
Phase 3 Site Implementation	2-3 Weeks	<ul style="list-style-type: none">• Identify Global and Cascading Navigation (and related links)• Implement Design within CivicCMS



302 S. 4th Street, Suite 500 | Manhattan, KS 66502
1300 Massachusetts Ave., Boxborough, MA 01719
www.civicplus.com

Phase 4 Content Development	4-5 Weeks	<ul style="list-style-type: none"> • Migrate up to 1,200 pages of Existing Content
Phase 5 Training & Education	1 Week	<ul style="list-style-type: none"> • Sessions for Content Editors and Site Administrators • Group and Individual Sessions
Phase 6 Deployment & Go-Live	1 Week	<ul style="list-style-type: none"> • Final Quality Check of Website • Install and Activate Selected Modules • DNS & SEO Activities



302 S. 4th Street, Suite 500 | Manhattan, KS 66502
1300 Massachusetts Ave., Boxborough, MA 01719
www.civicplus.com

Estimated Year 1 Investment

CivicCMS Website Package

Navasota TX

All quotes are priced per project and presented in US dollars. Pricing is valid for 60 days from 6-11 ,2019

Graphic Design

- Custom Design; Fully Responsive Format (Smart Phones, Tablets)

Content Development

- Up to 1,200 pages of existing pages

Staff Training

- Online Training, as needed; minimum One Day
- Full Access to Library of Videos/Documentation

Supplemental Modules at No Cost

- Bids/RFPS
- Intranet
- Agenda Manager
- Popular Pages
- Recyclopedia
- Business Directory

Year One Investment: \$11,500

- Website Development: \$7,000
- Move additional content: \$2,500
- Annual Fees: \$2,000

**OPTION: Spread All Costs over 3 Yrs:
\$5,167 per Year**

Secure Hosting

- SSL Certificates
- Tier 4 Data Center
- Nightly Offsite Backups
- Intrusion Detection, DDoS Mitigation

Ongoing Customer Support

- Unlimited Live Support for Up to 4 Users
- Unlimited Number of Content Editors
- Free Monthly Webinars
- 24/7 Technical Support

CivicCMS Application

- Annual CMS Usage License
- Unlimited Number of Content Editors
- Periodic Module Upgrades
- Full Maintenance & Service Patches

Also Includes

- Apache Solr Search Appliance
- Google Analytics
- E-Subscriber Mail Lists
- Social Media Integration
- Web Forms Builder
- No Storage Limit on Future Pages & Files

Year 2 and Beyond - Annual Services

Lake Worth TX

Each year of your contract, you'll receive system enhancements, maintenance, optimization, and have full access to our support staff so your site stays up-to-date with our latest features and functionality. (Annual Hosting/Maintenance Services are subject to a cumulative annual 5% technology fee increase beginning Year 3 and beyond)

- Secure Hosting and Security Services
- Software maintenance including service patches and system enhancements
- 24/7 technical support and access to the Online Help Center
- Unlimited Live Customer Support for up to 4 Designated Users
- Account Management Team for ongoing support and web environment evolution

\$2,000per year

Optional Services

- Additional Supported Users \$250 per user per 12 months
- Custom Department Subsites: \$3,000 one-time; \$500 annual hosting & support
- Complete Redesign after 4 Years: \$1,500 per year

CivicPlus Advantage - Alternate Payment Plan

The CivicPlus Advantage (CPA) payment alternative payment plan provides zero interest, level payments that divides the One-Time Implementation Investment expense of your project over the first three (3) years of your contract to assist with your initial out of pocket expense and budget allocation. Each payment also includes your Annual Hosting/Maintenance Services.

1st Year CPA.....	\$5,167	3rd Year CPA	\$5,167
2nd Year CPA	\$ 5,167	4th Year CPA	\$2,100
			(Annual plus 5% Technology Fee)

Accessibility

ADA Section 508 Compliance

We provide highly compliant sites based on WCAG 2.0 AA guidelines. Our focus is to provide a high degree of compliance to maximize accessibility for all users while providing freedom to create a visually rich and appealing site.

Our approach for each website includes the following steps:

- We will deliver you a site that is free of all “Errors” as defined by the standard for industry accessibility checking: <https://wave.webaim.org/>
- Whenever possible we will use text-based fonts to replace graphics for design elements such as icons, links, and buttons.
- Our designs will focus on color schemes that will satisfy required color contrast requirements.
- Our CMS has been built to require “Alt Tags” whenever images are uploaded.
- Our trainers will use CivicPlus best practices to teach your staff to keep your content and design elements accessible and up-to-date with the latest ADA/WCAG standards.
- PDFs need to be saved in an accessible format. While the responsibility for this lies with our clients, we will provide instructions to your staff for the best way to accomplish this.
- Our product team closely follows changes in regulations and updates our best practices as well as provides regular updates to clients via our CivicPlus website, webinars, and other publications.
- Ongoing Scans – we think it is a best practice to occasionally scan your site to check ongoing compliance. Our customer support team will show you how to scan your site or will run periodic scans upon request.

AudioEye Partnership

CivicPlus also partners with AudioEye to provide a suite of accessibility tools and services at a discounted rate to our clients. Audio Eye provides this online application to increase website accessibility and help maintain ADA compliance; this includes automated and manual website fixes, a voice reader, text magnification, and the industry’s only Certificate of Compliance. More information and a demo are available upon request.

Optional Services

CivicClerk Agenda Management System

The fastest, most intuitive way to streamline complex paper-based processes. Automate agenda management, meeting minutes management, and the sharing of meeting content with board members, staff, and your citizens.

CivicReady Mass Notification System

Whether communicating routine or emergency news, we allow you to alert recipients with actionable information within seconds, using a single interface—saving you time, while amplifying the reach of your time-sensitive message. Quickly create and distribute news and information whether it's in response to a local crisis, or simply a routine alert or internal communication to staff.

CivicRec Recreation Management

Whether the public is using the recreation registration software to sign up for programs, rent facilities, or find volunteer opportunities, you can be confident that your parks and recreation department is offering an intuitive citizen self-service solution. Our all-in-one solution also includes team and league memberships, point-of-sale capabilities, even event ticket generation.

CivicHR Employee Management Software

The easiest-to-use local government human resource management solution. Our cloud-based software integrates and organizes data, automates job postings, collects applications, simplifies employee onboarding, and manages performance.

CP Connect Citizen Request Management

Receive and respond to all citizen requests, inquiries, and comments from a single hub. CP Connect™ allows you to convert citizen requests into service requests while benefitting from automated follow-ups and giving citizens the transparency they expect.

Civic Media Live & On-Demand Streaming

CivicMedia provides our clients with the capability to easily live stream any board or committee meeting. Each meeting can also be archived online for quick on-demand access.

AxisGIS Online Mapping

AxisGIS is a dynamic online mapping application that lets users query, browse, report and visualize location-based content from anywhere, anytime. Ideal for assessment data, abutters lists, flood zones, private parcel data, public works mapping, and much more.



302 S. 4th Street, Suite 500 | Manhattan, KS 66502
1300 Massachusetts Ave., Boxborough, MA 01719
www.civicplus.com

Optional Department Subsites

We also offer the option of creating “sub-sites” that require their own identity. Each subsite can have their own graphics, colors, layout and navigational structure, and can utilize its own website address (URL). Besides enjoying the benefits of our CMS, there is significant savings in both upfront development and ongoing costs versus a stand-alone website. Some examples are shown here.

Economic Development



<https://edc.town.westborough.ma.us/>

Police



<https://www.townofmilton.org/police>

Libraries



<https://www.greenfield-nh.gov/stephenson-memorial-library>

Fire



<https://www.oobmaine.com/fire-department>

Recreation



<https://www.fairviewtownship.com/parks-and-recreation>

Emergency Management



<https://www.stoughton.org/emergency-management>



302 S. 4th Street, Suite 500 | Manhattan, KS 66502
1300 Massachusetts Ave., Boxborough, MA 01719
www.civicplus.com

TAB 7

FIRE
EMERGENCY MANAGEMENT

**CITY OF LAKE WORTH
2019/2020 PROPOSED BUDGET
FIRE DEPARTMENT (DEPT 515)**

(DETAILED LINE ITEMS ARE ATTACHED FOR REVIEW AND DISCUSSION)

EXPENSE CATEGORY	2014/2015 ACTUAL	2015/2016 ACTUAL	2016/2017 ACTUAL	2017/2018 ACTUAL	2018/2019		2019/2020 PROPOSED
					CURRENT	ESTIMATED	
SALARIES (100 SERIES)	1,305,380	1,358,169	1,445,835	1,631,170	1,963,892	1,980,036	2,136,466
SUPPLIES (200 SERIES)	37,671	33,766	40,431	53,348	53,500	56,800	53,200
MAINTENANCE (300 & 400 SERIES)	50,335	93,367	67,951	95,815	80,650	80,722	67,200
SERVICES (500 SERIES)	43,492	40,800	53,364	101,844	110,238	110,238	170,015
MISCELLANEOUS (600 SERIES)	1,678	1,230	3,605	3,057	42,000	36,754	
EQUIPMENT (700 SERIES)		2,259	1,796	9,098	6,500	6,500	21,000
CAPITAL (800 SERIES)	78,384	96,102	198,796	914,810	253,235	254,050	44,747
TRANSFERS OUT (900 SERIES)							
TOTAL EXPENSES	1,516,940	1,625,693	1,811,778	2,809,142	2,510,015	2,525,100	2,492,628

Account	Description	ADOPTED BUDGET	CURRENT BUDGET	YEAR TO DATE TOTAL	ESTIMATED 9/30/19	DEPT HEAD REQUEST	CITY MGR PROPOSED	COUNCIL APPROVED
100-0100-515-000	SALARIES	1,304,291.00	1,240,248.00	1,001,818.18	1,253,700.00	1,305,737.00	1,305,737.00	
100-0101-515-000	OVERTIME	31,000.00	108,794.00	94,258.82	112,000.00	117,516.00	117,516.00	
100-0102-515-000	INCENTIVE PAY-LONGEVITY	10,774.00	8,558.00	7,807.50	8,558.00	10,742.00	10,742.00	
100-0106-515-000	STEP UP PAY	6,000.00	4,267.00	2,815.02	4,267.00	8,500.00	8,500.00	
100-0108-515-000	FICA EXPENSE	86,511.00	84,862.00	67,433.54	84,862.00	91,868.00	91,868.00	
100-0109-515-000	MEDICARE EXPENSE	20,233.00	19,847.00	15,770.75	19,847.00	21,485.00	21,485.00	
100-0110-515-000	UNEMPLOYMENT TAX	4,445.00	676.00	628.20	676.00	4,446.00	4,446.00	
100-0111-515-000	TFRS EXPENSE	222,750.00	220,354.00	186,278.83	223,000.00	244,586.00	244,586.00	
100-0112-515-000	HMO EXPENSE	240,677.00	195,753.00	160,051.96	193,000.00	232,637.00	232,637.00	
100-0113-515-000	DENTAL BENEFITS	3,729.00	2,590.00	2,193.00	2,590.00	2,564.00	2,564.00	
100-0114-515-000	LIFE INSURANCE	2,325.00	2,325.00	1,519.63	2,063.00	2,274.00	2,274.00	
100-0115-515-000	WORKERS' COMPENSATION	26,342.00	25,907.00	19,766.36	25,907.00	31,317.00	31,317.00	
100-0116-515-000	OTHER BENEFITS	2,508.00	2,530.00	1,905.56	2,530.00	2,640.00	2,640.00	
100-0117-515-000	VISION INSURANCE	1,338.00	1,338.00	963.30	1,193.00	1,338.00	1,338.00	
100-0118-515-000	CERTIFICATION PAY	15,500.00	11,598.00	9,647.50	11,598.00	14,000.00	14,000.00	
100-0121-515-000	DESIGNATED ADDTL DUTY PAY	4,800.00	2,500.00	2,100.00	2,500.00	2,400.00	2,400.00	
100-0122-515-000	HSA CONTRIBUTION	3,054.00	13,498.00	10,616.00	13,498.00	19,569.00	19,569.00	
100-0124-515-000	VACATION BUY BACK	23,002.00	18,247.00	18,246.85	18,247.00	22,847.00	22,847.00	
Subtotal:		2,009,279.00	1,963,892.00	1,603,821.00	1,980,036.00	2,136,466.00	2,136,466.00	
100-0201-515-000	CHEMICALS	500.00	300.00	240.00	300.00	500.00	500.00	
100-0206-515-000	EMERGENCY MEDICAL SUPPLIES	9,500.00	9,500.00	9,454.11	9,500.00	9,500.00	9,500.00	
100-0208-515-000	GAS AND OIL	14,000.00	14,000.00	12,876.21	17,000.00	15,000.00	15,000.00	
100-0209-515-000	JANITORIAL SUPPLIES	2,500.00	2,500.00	514.32	2,500.00	2,500.00	2,500.00	
100-0210-515-000	MISCELLANEOUS SUPPLIES	2,500.00	2,500.00	2,376.49	2,500.00	2,500.00	2,500.00	
100-0213-515-000	OFFICE SUPPLIES	500.00	600.00	572.13	600.00	600.00	600.00	
100-0214-515-000	POSTAGE	300.00	300.00	146.09	300.00	300.00	300.00	
100-0215-515-000	PRINTING	300.00	300.00	286.57	300.00	300.00	300.00	
100-0219-515-000	UNIFORMS	17,000.00	21,000.00	18,103.14	21,000.00	18,000.00	18,000.00	
100-0223-515-000	TRAINING SUPPLIES	3,000.00	1,500.00	1,678.96	1,800.00	3,000.00	3,000.00	
100-0224-515-000	FIRE PREVENT/INVEST SUPPLIES	1,000.00	1,000.00	155.00	1,000.00	1,000.00	1,000.00	
Subtotal:		51,100.00	53,500.00	46,403.02	56,800.00	53,200.00	53,200.00	
100-0300-515-000	BUILDING MAINTENANCE	18,000.00	20,000.00	11,777.91	20,000.00	12,000.00	12,000.00	
100-0320-515-000	LANDSCAPING MAINTENANCE	150.00	150.00	21.45	150.00	150.00	150.00	
Subtotal:		18,150.00	20,150.00	11,799.36	20,150.00	12,150.00	12,150.00	
100-0403-515-000	OTHER EQUIPMENT MAINT	9,500.00	9,500.00	8,672.57	9,500.00	9,500.00	9,500.00	
100-0404-515-000	RADIO MAINTENANCE	7,000.00	9,000.00	6,436.87	9,000.00	15,000.00	15,000.00	
100-0406-515-000	VEHICLE MAINTENANCE	35,000.00	42,000.00	38,942.41	42,000.00	30,000.00	30,000.00	
100-0416-515-000	VEHICLE MAINTENANCE FEES			36.00	72.00	550.00	550.00	

Account	Description	ADOPTED BUDGET	CURRENT BUDGET	YEAR TO DATE TOTAL	ESTIMATED 9/30/19	DEPT HEAD REQUEST	CITY MGR PROPOSED	COUNCIL APPROVED
Subtotal:		51,500.00	60,500.00	54,087.85	60,572.00	55,050.00	55,050.00	
100-0518-515-000	INSURANCE-BLDG & GEN LIABILITY	55.00	75.00	51.39	75.00	75.00	75.00	
100-0521-515-000	VEHICLE INSURANCE	5,905.00	5,800.00	5,231.27	5,800.00	6,000.00	6,000.00	
100-0531-515-000	SCHOOLS/DUES	12,500.00	19,500.00	19,008.98	19,500.00	15,000.00	15,000.00	
100-0535-515-000	TELEPHONE	6,000.00	6,500.00	6,296.74	6,500.00	6,500.00	6,500.00	
100-0537-515-000	TRAVEL/LODGING	2,500.00	3,000.00	2,475.65	3,000.00	4,000.00	4,000.00	
100-0538-515-000	UTILITIES-ELECTRIC	10,000.00	10,000.00	9,234.41	10,000.00	10,000.00	10,000.00	
100-0546-515-000	UTILITIES-WTR/SWR	2,600.00	2,000.00	1,369.12	2,000.00	2,400.00	2,400.00	
100-0547-515-000	UTILITIES-GAS	1,900.00	1,700.00	1,371.89	1,700.00	1,800.00	1,800.00	
100-0565-515-000	FIRE DISPATCH SERVICES	42,000.00	39,871.00	39,870.50	39,871.00	100,000.00	100,000.00	
100-0590-515-000	FW RADIO TRUNKING	10,700.00	9,792.00	9,792.00	9,792.00	12,240.00	12,240.00	
100-0597-515-000	HUMAN RESOURCE SERVICES	8,000.00	8,000.00	6,647.00	8,000.00	8,000.00	8,000.00	
100-0599-515-000	OTHER SERVICES	10,000.00	4,000.00	2,764.41	4,000.00	4,000.00	4,000.00	
Subtotal:		112,160.00	110,238.00	104,113.36	110,238.00	170,015.00	170,015.00	
100-0607-515-000	FIREMEN'S RETIREMENT	7,500.00	42,000.00	36,754.00	36,754.00			
Subtotal:		7,500.00	42,000.00	36,754.00	36,754.00			
100-0701-515-000	MINOR EQUIPMENT-TOOLS					20,000.00	10,000.00	
100-0702-515-000	MINOR EQUIPMENT-STATION	6,000.00	6,500.00	5,504.26	6,500.00	11,000.00	11,000.00	
Subtotal:		6,000.00	6,500.00	5,504.26	6,500.00	31,000.00	21,000.00	
100-0802-515-000	EQUIPMENT	20,000.00	67,500.00	32,990.68	67,500.00			
100-0803-515-000	EQUIPMENT-REVENUE RESCUE	12,000.00	20,000.00	15,019.53	20,000.00	12,000.00	12,000.00	
100-0805-515-000	MOTOR VEHICLES		107,230.00	107,229.50	73,983.00			
100-0811-515-000	BUILDING IMPROVEMENTS		33,075.00	5,075.00	33,075.00			
100-0820-515-000	DONATION EXPENDITURES		430.00	509.23	430.00			
100-0821-515-000	GRANT EXPENDITURES		25,000.00	25,049.29	25,000.00			
100-0822-515-000	DONATION/GRANT CAPITAL EXPENSE				815.00			
100-0860-515-000	VEHICLE LEASE PAYMENTS			1,306.86	2,614.00	32,747.00	32,747.00	
100-0895-515-000	VRP CONTRIBUTION				30,633.00			
Subtotal:		32,000.00	253,235.00	187,180.09	254,050.00	44,747.00	44,747.00	
Program number:		2,287,689.00	2,510,015.00	2,049,662.94	2,525,100.00	2,502,628.00	2,492,628.00	
Department number: FIRE DEPARTMENT		2,287,689.00	2,510,015.00	2,049,662.94	2,525,100.00	2,502,628.00	2,492,628.00	

**CITY OF LAKE WORTH
2019/2020 PROPOSED BUDGET
EMERGENCY MANAGEMENT (DEPT 565)**

(DETAILED LINE ITEMS ARE ATTACHED FOR REVIEW AND DISCUSSION)

EXPENSE CATEGORY	2014/2015 ACTUAL	2015/2016 ACTUAL	2016/2017 ACTUAL	2017/2018 ACTUAL	2018/2019		2019/2020 PROPOSED
					CURRENT	ESTIMATED	
SALARIES (100 SERIES)							
SUPPLIES (200 SERIES)	791	971	509	1,058	6,175	6,175	15,975
MAINTENANCE (400 SERIES)	2,110	2,110	2,232	2,522	2,410	2,410	1,125
SERVICES (500 SERIES)	353	228	428	1,376	3,271	3,271	2,800
MISCELLANEOUS (600 SERIES)							
EQUIPMENT (700 SERIES)							
CAPITAL (800 SERIES)	8,511	8,310	8,055	8,925	73,000	73,000	20,000
TRANSFERS OUT (900 SERIES)							
TOTAL EXPENSES	11,765	11,619	11,224	13,881	84,856	84,856	39,900

Account	Description	ADOPTED BUDGET	CURRENT BUDGET	YEAR TO DATE TOTAL	ESTIMATED 9/30/19	DEPT HEAD REQUEST	CITY MGR PROPOSED	COUNCIL APPROVED
100-0206-565-000	EMERGENCY MGM. SUPPLIES	5,000.00	5,000.00	3,138.22	5,000.00	5,000.00	10,000.00	
100-0210-565-000	MISCELLANEOUS SUPPLIES	50.00	50.00	48.50	50.00	200.00	200.00	
100-0214-565-000	POSTAGE	25.00	25.00		25.00	25.00	25.00	
100-0215-565-000	PRINTING	600.00	600.00		600.00	750.00	750.00	
100-0223-565-000	TRAINING SUPPLIES	500.00	500.00		500.00	500.00	5,000.00	
Subtotal:		6,175.00	6,175.00	3,186.72	6,175.00	6,475.00	15,975.00	
100-0403-565-000	OTHER EQUIPMENT MAINTENANCE	300.00	300.00		300.00	325.00	325.00	
100-0405-565-000	SIREN MAINTENANCE	3,200.00	2,110.00	2,110.00	2,110.00	800.00	800.00	
Subtotal:		3,500.00	2,410.00	2,110.00	2,410.00	1,125.00	1,125.00	
100-0531-565-000	SCHOOL/DUES	750.00	1,000.00	450.00	1,000.00	1,000.00	1,000.00	
100-0537-565-000	TRAVEL/LODGING	750.00	1,996.00	1,995.08	1,996.00	1,500.00	1,500.00	
100-0538-565-000	UTILITIES-ELECTRIC	275.00	275.00	190.58	275.00	300.00	300.00	
Subtotal:		1,775.00	3,271.00	2,635.66	3,271.00	2,800.00	2,800.00	
100-0802-565-000	EQUIPMENT	11,000.00	73,000.00	72,656.94	73,000.00	20,000.00	20,000.00	
Subtotal:		11,000.00	73,000.00	72,656.94	73,000.00	20,000.00	20,000.00	
Program number:		22,450.00	84,856.00	80,589.32	84,856.00	30,400.00	39,900.00	
Department number: EMERGENCY MANAGEMENT		22,450.00	84,856.00	80,589.32	84,856.00	30,400.00	39,900.00	

TAB 8

PERMITS & INSPECTIONS
PLANNING & ZONING
CODE COMPLIANCE

**CITY OF LAKE WORTH
2019/2020 PROPOSED BUDGET
PERMITS & INSPECTIONS (DEPT 570)**

(DETAILED LINE ITEMS ARE ATTACHED FOR REVIEW AND DISCUSSION)

EXPENSE CATEGORY	2014/2015 ACTUAL	2015/2016 ACTUAL	2016/2017 ACTUAL	2017/2018 ACTUAL	2018/2019		2019/2020 PROPOSED
					CURRENT	ESTIMATED	
SALARIES (100 SERIES)	222,018	226,233	231,861	246,341	267,584	267,311	287,590
SUPPLIES (200 SERIES)	4,881	2,892	4,195	4,234	5,900	5,400	6,250
MAINTENANCE (400 SERIES)	642	1,731	752	1,629	1,600	1,770	2,650
SERVICES (500 SERIES)	7,926	6,251	3,653	4,398	9,793	9,793	10,241
MISCELLANEOUS (600 SERIES)							
EQUIPMENT (700 SERIES)		248		15	3,750	3,750	1,000
CAPITAL (800 SERIES)	99	74	556	119	30,619	30,619	5,377
TRANSFERS OUT (900 SERIES)							
TOTAL EXPENSES	235,566	237,429	241,017	256,736	319,246	318,643	313,108

BUDGET WORKSHEET

18:27 07/29/19

Fund: 100 GENERAL FUND

Department: 570 PERMITS & INSPECTIONS

Program: PERMITS & INSPECTIONS

Period Ending: 7/2019

Account	Description	ADOPTED BUDGET	CURRENT BUDGET	YEAR TO DATE TOTAL	ESTIMATED 9/30/19	DEPT HEAD REQUEST	CITY MGR PROPOSED	COUNCIL APPROVED
100-0100-570-000	SALARIES	184,990.00	184,058.00	148,255.42	184,058.00	193,824.00	193,824.00	
100-0101-570-000	OVERTIME	500.00	715.00	714.98	715.00	1,200.00	1,200.00	
100-0102-570-000	INCENTIVE PAY-LONGEVITY	2,958.00	2,958.00	2,958.00	2,958.00	3,674.00	3,674.00	
100-0108-570-000	FICA EXPENSE	11,941.00	11,668.00	9,338.70	11,668.00	12,582.00	12,582.00	
100-0109-570-000	MEDICARE EXPENSE	2,793.00	2,793.00	2,184.05	2,729.00	2,943.00	2,943.00	
100-0110-570-000	UNEMPLOYMENT TAX	513.00	45.00	27.00	45.00	513.00	513.00	
100-0111-570-000	TMRS EXPENSE	31,024.00	30,601.00	25,789.72	30,601.00	33,797.00	33,797.00	
100-0112-570-000	HMO EXPENSE	32,432.00	28,246.00	23,625.89	28,246.00	32,499.00	32,499.00	
100-0113-570-000	DENTAL BENEFITS	533.00	533.00	323.76	379.00	366.00	366.00	
100-0114-570-000	LIFE INSURANCE	332.00	332.00	228.24	304.00	325.00	325.00	
100-0115-570-000	WORKERS' COMPENSATION	913.00	946.00	685.98	946.00	1,077.00	1,077.00	
100-0116-570-000	OTHER BENEFITS	342.00	354.00	268.66	354.00	360.00	360.00	
100-0117-570-000	VISION INSURANCE	191.00	191.00	148.85	178.00	191.00	191.00	
100-0118-570-000	CERTIFICATION PAY	600.00	600.00	500.00	600.00	600.00	600.00	
100-0124-570-000	VACATION BUY BACK	3,544.00	3,544.00	3,529.89	3,530.00	3,639.00	3,639.00	
Subtotal:		273,606.00	267,584.00	218,579.14	267,311.00	287,590.00	287,590.00	
100-0208-570-000	GAS AND OIL	2,500.00	2,200.00	1,025.55	1,700.00	2,500.00	2,500.00	
100-0210-570-000	MISCELLANEOUS SUPPLIES	300.00	250.00	76.21	250.00	300.00	300.00	
100-0213-570-000	OFFICE SUPPLIES	200.00	200.00	52.54	200.00	200.00	200.00	
100-0214-570-000	POSTAGE	600.00	600.00	471.26	600.00	600.00	600.00	
100-0215-570-000	PRINTING	1,200.00	2,000.00	1,073.75	2,000.00	2,000.00	2,000.00	
100-0219-570-000	UNIFORMS	600.00	600.00	150.00	600.00	600.00	600.00	
100-0222-570-000	SAFETY	50.00	50.00		50.00	50.00	50.00	
Subtotal:		5,450.00	5,900.00	2,849.31	5,400.00	6,250.00	6,250.00	
100-0403-570-000	OTHER EQUIPMENT MAINTENANCE	100.00	100.00		100.00	100.00	100.00	
100-0404-570-000	RADIO MAINTENANCE	500.00	500.00	130.67	500.00	500.00	500.00	
100-0406-570-000	VEHICLE MAINTENANCE	1,500.00	1,000.00	155.65	1,000.00	1,500.00	1,500.00	
100-0416-570-000	VEHICLE MAINTENANCE FEES			85.00	170.00	550.00	550.00	
Subtotal:		2,100.00	1,600.00	371.32	1,770.00	2,650.00	2,650.00	
100-0513-570-000	FILING FEES - COUNTY CLERK	400.00	400.00		400.00	400.00	400.00	
100-0517-570-000	INSPECTION FEES	100.00	100.00		100.00	100.00	100.00	
100-0521-570-000	VEHICLE INSURANCE	1,135.00	1,800.00	1,399.91	1,800.00	1,200.00	1,200.00	
100-0527-570-000	PUBLICATIONS	300.00	250.00	183.15	250.00	1,000.00	1,000.00	
100-0528-570-000	LEGAL NOTICES	750.00	750.00		750.00	750.00	750.00	
100-0531-570-000	SCHOOLS/DUES	2,500.00	2,500.00	1,991.90	2,500.00	2,500.00	2,500.00	
100-0535-570-000	TELEPHONE	2,400.00	2,400.00	1,173.70	2,400.00	2,400.00	2,400.00	
100-0537-570-000	TRAVEL/LODGING	600.00	500.00		500.00	600.00	600.00	
100-0555-570-000	STORMWATER MANAGEMENT	1,000.00	100.00	100.00	100.00			

Account	Description	ADOPTED BUDGET	CURRENT BUDGET	YEAR TO DATE TOTAL	ESTIMATED 9/30/19	DEPT HEAD REQUEST	CITY MGR PROPOSED	COUNCIL APPROVED
100-0580-570-000	FILING FEES-SUBSTANDARDS	300.00	300.00		300.00	300.00	300.00	
100-0590-570-000	FW RADIO TRUNKING	816.00	408.00	408.00	408.00	816.00	816.00	
100-0597-570-000	HUMAN RESOURCE SERVICES	75.00	75.00		75.00	75.00	75.00	
100-0599-570-000	OTHER SERVICES	100.00	210.00	210.00	210.00	100.00	100.00	
	Subtotal:	10,476.00	9,793.00	5,466.66	9,793.00	10,241.00	10,241.00	
100-0702-570-000	MINOR EQUIPMENT	3,750.00	3,750.00	2,675.77	3,750.00	1,000.00	1,000.00	
	Subtotal:	3,750.00	3,750.00	2,675.77	3,750.00	1,000.00	1,000.00	
100-0805-570-000	MOTOR VEHICLES		25,000.00	24,954.10	46.00			
100-0860-570-000	VEHICLE LEASE PAYMENTS			896.10	1,793.00	5,377.00	5,377.00	
100-0895-570-000	VRF CONTRIBUTION	5,619.00	5,619.00		28,780.00			
	Subtotal:	5,619.00	30,619.00	25,850.20	30,619.00	5,377.00	5,377.00	
Program number:	PERMITS & INSPECTIONS	301,001.00	319,246.00	255,792.40	318,643.00	313,108.00	313,108.00	

**CITY OF LAKE WORTH
2019/2020 PROPOSED BUDGET
PERMITS & INSPECTIONS-PLANNING & ZONING (DEPT 570-020)**

(DETAILED LINE ITEMS ARE ATTACHED FOR REVIEW AND DISCUSSION)

EXPENSE CATEGORY	2014/2015 ACTUAL	2015/2016 ACTUAL	2016/2017 ACTUAL	2017/2018 ACTUAL	2018/2019		2019/2020 PROPOSED
					CURRENT	ESTIMATED	
SALARIES (100 SERIES)	81,486	82,821	85,997	88,624	96,810	96,415	99,139
SUPPLIES (200 SERIES)	538	633	390	1,482	1,320	1,320	1,200
MAINTENANCE (400 SERIES)							
SERVICES (500 SERIES)	1,533	992	1,558	33,488	91,740	92,240	3,100
MISCELLANEOUS (600 SERIES)							
EQUIPMENT (700 SERIES)							
CAPITAL (800 SERIES)			556		1,000	1,000	1,000
TRANSFERS OUT (900 SERIES)							
TOTAL EXPENSES	83,557	84,446	88,501	123,594	190,870	190,975	104,439

Account	Description	ADOPTED BUDGET	CURRENT BUDGET	YEAR TO DATE TOTAL	ESTIMATED 9/30/19	DEPT HEAD REQUEST	CITY MGR PROPOSED	COUNCIL APPROVED
100-0100-570-020	SALARIES	67,601.00	67,601.00	55,018.56	67,531.00	67,725.00	67,725.00	
100-0102-570-020	INCENTIVE PAY-LONGEVITY	1,386.00	1,386.00	1,386.00	1,386.00	1,458.00	1,458.00	
100-0108-570-020	FICA EXPENSE	4,354.00	4,354.00	3,465.05	4,292.00	4,366.00	4,366.00	
100-0109-570-020	MEDICARE EXPENSE	1,018.00	1,018.00	810.37	1,004.00	1,021.00	1,021.00	
100-0110-570-020	UNEMPLOYMENT TAX	171.00	9.00	9.00	9.00	171.00	171.00	
100-0111-570-020	TMRS EXPENSE	11,312.00	11,312.00	9,437.71	11,129.00	11,727.00	11,727.00	
100-0112-570-020	HMO EXPENSE	9,964.00	8,071.00	6,734.61	8,071.00	9,054.00	9,054.00	
100-0113-570-020	DENTAL BENEFITS	178.00	178.00	107.15	127.00	122.00	122.00	
100-0114-570-020	LIFE INSURANCE	111.00	111.00	76.08	101.00	108.00	108.00	
100-0115-570-020	WORKERS' COMPENSATION	170.00	175.00	127.03	175.00	190.00	190.00	
100-0116-570-020	OTHER BENEFITS	114.00	118.00	89.57	118.00	120.00	120.00	
100-0117-570-020	VISION INSURANCE	64.00	64.00	49.22	59.00	64.00	64.00	
100-0122-570-020	HSA CONTRIBUTION		1,179.00	917.00	1,179.00	1,779.00	1,779.00	
100-0124-570-020	VACATION BUY BACK	1,234.00	1,234.00	1,233.60	1,234.00	1,234.00	1,234.00	
	Subtotal:	97,677.00	96,810.00	79,460.95	96,415.00	99,139.00	99,139.00	
100-0210-570-020	MISCELLANEOUS SUPPLIES	300.00	300.00	36.00	300.00	300.00	300.00	
100-0213-570-020	OFFICE SUPPLIES	300.00	300.00		300.00	300.00	300.00	
100-0214-570-020	POSTAGE	300.00	300.00	76.71	300.00	300.00	300.00	
100-0215-570-020	PRINTING	200.00	300.00	197.75	300.00	300.00	300.00	
100-0219-570-020	UNIFORMS	120.00	120.00		120.00			
	Subtotal:	1,220.00	1,320.00	310.46	1,320.00	1,200.00	1,200.00	
100-0513-570-020	FILING FEES - COUNTY CLERK	600.00	600.00	127.50	600.00	600.00	600.00	
100-0528-570-020	LEGAL NOTICES	2,500.00	1,500.00	1,625.00	2,000.00	1,500.00	1,500.00	
100-0531-570-020	SCHOOL/DUES	500.00	500.00	178.20	500.00	500.00	500.00	
100-0537-570-020	TRAVEL/LODGING	300.00	300.00		300.00	300.00	300.00	
100-0571-570-020	SUB-DIVISION/ZONING ORDINANCE		88,640.00	68,676.86	88,640.00			
100-0599-570-020	OTHER SERVICES	200.00	200.00		200.00	200.00	200.00	
	Subtotal:	4,100.00	91,740.00	70,607.56	92,240.00	3,100.00	3,100.00	
100-0802-570-020	EQUIPMENT	1,000.00	1,000.00		1,000.00	1,000.00	1,000.00	
	Subtotal:	1,000.00	1,000.00		1,000.00	1,000.00	1,000.00	
Program number:	20 PLANNING & ZONING	103,997.00	190,870.00	150,378.97	190,975.00	104,439.00	104,439.00	

**CITY OF LAKE WORTH
2019/2020 PROPOSED BUDGET
PERMITS & INSPECTIONS-CODE COMPLIANCE (DEPT 570-035)**

(DETAILED LINE ITEMS ARE ATTACHED FOR REVIEW AND DISCUSSION)

EXPENSE CATEGORY	2014/2015 ACTUAL	2015/2016 ACTUAL	2016/2017 ACTUAL	2017/2018 ACTUAL	2018/2019		2019/2020 PROPOSED
					CURRENT	ESTIMATED	
SALARIES (100 SERIES)							
SUPPLIES (200 SERIES)	386	674	951	587	1,100	1,100	1,100
MAINTENANCE (400 SERIES)	83	37			100	100	100
SERVICES (500 SERIES)	2,940	5,355	8,015	10,286	35,450	35,500	26,250
MISCELLANEOUS (600 SERIES)							
EQUIPMENT (700 SERIES)	33				200	200	200
CAPITAL (800 SERIES)							
TRANSFERS OUT (900 SERIES)							
TOTAL EXPENSES	3,442	6,066	8,966	10,873	36,850	36,900	27,650

Account	Description	ADOPTED BUDGET	CURRENT BUDGET	YEAR TO DATE TOTAL	ESTIMATED 9/30/19	DEPT HEAD REQUEST	CITY MGR PROPOSED	COUNCIL APPROVED
100-0210-570-035	MISCELLANEOUS	100.00	100.00		100.00	100.00	100.00	
100-0213-570-035	OFFICE SUPPLIES	100.00	100.00		100.00	100.00	100.00	
100-0214-570-035	POSTAGE	400.00	400.00	61.81	400.00	400.00	400.00	
100-0215-570-035	PRINTING	300.00	500.00	259.84	500.00	500.00	500.00	
Subtotal:		900.00	1,100.00	321.65	1,100.00	1,100.00	1,100.00	
100-0403-570-035	OTHER EQUIPMENT MAINTENANCE	100.00	100.00		100.00	100.00	100.00	
Subtotal:		100.00	100.00		100.00	100.00	100.00	
100-0503-570-035	CONTRACT SERVICE	5,000.00	5,000.00	500.00	5,000.00	5,000.00	5,000.00	
100-0513-570-035	FILING FEES - COUNTY CLERK	1,000.00	800.00	180.00	800.00	1,000.00	1,000.00	
100-0531-570-035	SCHOOL/DUES	400.00	400.00		400.00	400.00	400.00	
100-0537-570-035	TRAVEL/LODGING	200.00	200.00		200.00	300.00	300.00	
100-0575-570-035	COMMUNITY CLEAN-UP	10,000.00	10,000.00	5,925.84	10,000.00	10,000.00	10,000.00	
100-0576-570-035	CODE COMPLIANCE INITIATIVE	10,000.00	10,000.00	4,079.84	10,000.00	10,000.00	5,000.00	
100-0581-570-035	SUBSTANDARD DEMOLITION FEES	9,000.00	9,000.00		9,000.00	9,000.00	4,500.00	
100-0599-570-035	OTHER SERVICES	50.00	50.00	52.50	100.00	50.00	50.00	
Subtotal:		35,650.00	35,450.00	10,738.18	35,500.00	35,750.00	26,250.00	
100-0702-570-035	MINOR EQUIPMENT-OTHER	350.00	200.00	18.95	200.00	200.00	200.00	
Subtotal:		350.00	200.00	18.95	200.00	200.00	200.00	
Program number:	35 CODE COMPLIANCE	37,000.00	36,850.00	11,078.78	36,900.00	37,150.00	27,650.00	
Department number:	PERMITS & INSPECTIONS	441,998.00	546,966.00	417,250.15	546,518.00	454,697.00	445,197.00	

TAB 9

ANIMAL CONTROL

**CITY OF LAKE WORTH
2019/2020 PROPOSED BUDGET
ANIMAL CONTROL (DEPT 560)**

(DETAILED LINE ITEMS ARE ATTACHED FOR REVIEW AND DISCUSSION)

EXPENSE CATEGORY	2014/2015	2015/2016	2016/2017	2017/2018	2018/2019		2019/2020
	ACTUAL	ACTUAL	ACTUAL	ACTUAL	CURRENT	ESTIMATED	PROPOSED
SALARIES (100 SERIES)	62,414	58,733	59,211	66,215	74,145	73,743	80,082
SUPPLIES (200 SERIES)	3,567	2,019	2,949	5,378	6,200	6,200	6,500
MAINTENANCE (300 & 400 SERIES)	2,475	1,757	4,060	2,436	11,400	11,448	9,500
SERVICES (500 SERIES)	15,476	13,903	14,871	16,459	17,162	17,662	17,836
MISCELLANEOUS (600 SERIES)				717			
EQUIPMENT (700 SERIES)	660		993	32,002	4,000	5,321	4,000
CAPITAL (800 SERIES)					113,660	110,795	14,330
TRANSFERS OUT (900 SERIES)							
TOTAL EXPENSES	84,592	76,412	82,084	123,207	226,567	225,169	132,248

18:27 07/29/19

Fund: 100 GENERAL FUND

Department: 560 ANIMAL CONTROL

Program:

Period Ending: 7/2019

Account	Description	ADOPTED BUDGET	CURRENT BUDGET	YEAR TO DATE TOTAL	ESTIMATED 9/30/19	DEPT HEAD REQUEST	CITY MGR PROPOSED	COUNCIL APPROVED
100-0100-560-000	SALARIES	51,877.00	50,562.00	39,935.73	50,562.00	53,463.00	53,463.00	
100-0101-560-000	OVERTIME	500.00	500.00	47.31	500.00	600.00	600.00	
100-0108-560-000	FICA EXPENSE	3,333.00	3,333.00	2,474.35	3,181.00	3,389.00	3,389.00	
100-0109-560-000	MEDICARE EXPENSE	779.00	779.00	578.69	744.00	793.00	793.00	
100-0110-560-000	UNEMPLOYMENT TAX	513.00	71.00	57.38	71.00	513.00	513.00	
100-0111-560-000	TMRS EXPENSE	6,837.00	6,787.00	5,513.67	6,664.00	7,307.00	7,307.00	
100-0112-560-000	HMO EXPENSE	9,964.00	9,231.00	7,667.23	9,231.00	10,833.00	10,833.00	
100-0113-560-000	DENTAL BENEFITS	178.00	178.00	107.59	126.00	122.00	122.00	
100-0114-560-000	LIFE INSURANCE	111.00	111.00	76.08	101.00	108.00	108.00	
100-0115-560-000	WORKERS' COMPENSATION	1,801.00	1,801.00	1,355.02	1,776.00	2,050.00	2,050.00	
100-0116-560-000	OTHER BENEFITS	228.00	228.00	162.09	228.00	240.00	240.00	
100-0117-560-000	VISION INSURANCE	64.00	64.00	49.45	59.00	64.00	64.00	
100-0118-560-000	CERTIFICATION PAY	600.00	500.00	400.00	500.00	600.00	600.00	
100-0124-560-000	VACATION BUY BACK	777.00						
Subtotal:		77,562.00	74,145.00	58,424.59	73,743.00	80,082.00	80,082.00	
100-0208-560-000	GAS AND OIL	1,600.00	2,100.00	1,566.18	2,100.00	1,800.00	1,800.00	
100-0209-560-000	JANITORIAL SUPPLIES	600.00	600.00	148.29	600.00	600.00	600.00	
100-0210-560-000	MISCELLANEOUS SUPPLIES/TOOLS	2,000.00	2,000.00	1,979.23	2,000.00	2,500.00	2,500.00	
100-0213-560-000	OFFICE SUPPLIES	300.00	300.00	170.45	300.00	300.00	300.00	
100-0214-560-000	POSTAGE	200.00	150.00	19.41	150.00	150.00	150.00	
100-0215-560-000	PRINTING	400.00	300.00	18.00	300.00	300.00	300.00	
100-0219-560-000	UNIFORMS	500.00	600.00	501.96	600.00	700.00	700.00	
100-0222-560-000	SAFETY	200.00	150.00		150.00	150.00	150.00	
Subtotal:		5,800.00	6,200.00	4,403.52	6,200.00	6,500.00	6,500.00	
100-0300-560-000	BUILDING MAINTENANCE	4,250.00	4,500.00	4,191.50	4,500.00	4,500.00	4,500.00	
100-0320-560-000	LANDSCAPING MAINTENANCE	300.00	300.00	27.31	300.00	300.00	300.00	
Subtotal:		4,550.00	4,800.00	4,218.81	4,800.00	4,800.00	4,800.00	
100-0400-560-000	EQUIPMENT RENTAL	100.00	100.00	34.10	100.00	100.00	100.00	
100-0403-560-000	EQUIPMENT MAINTENANCE	200.00	200.00		200.00	200.00	200.00	
100-0404-560-000	RADIO MAINTENANCE		300.00	185.67	300.00	500.00	500.00	
100-0406-560-000	VEHICLE MAINTENANCE	2,000.00	6,000.00	2,146.94	6,000.00	3,000.00	3,000.00	
100-0416-560-000	VEHICLE MAINTENANCE FEES			24.00	48.00	900.00	900.00	
Subtotal:		2,300.00	6,600.00	2,390.71	6,648.00	4,700.00	4,700.00	
100-0521-560-000	VEHICLE INSURANCE	1,080.00	525.00	450.69	525.00	1,020.00	1,020.00	
100-0530-560-000	JANITORIAL SERVICES		329.00	329.07	329.00			
100-0531-560-000	SCHOOLS/DUES	1,000.00	1,000.00	446.41	1,000.00	1,000.00	1,000.00	

Account	Description	ADOPTED BUDGET	CURRENT BUDGET	YEAR TO DATE TOTAL	ESTIMATED 9/30/19	DEPT HEAD REQUEST	CITY MGR PROPOSED	COUNCIL APPROVED
100-0535-560-000	TELEPHONE	1,500.00	1,500.00	1,512.30	2,000.00	1,600.00	1,600.00	
100-0537-560-000	TRAVEL/LODGING	1,000.00	1,000.00	81.43	1,000.00	1,000.00	1,000.00	
100-0538-560-000	UTILITIES-ELECTRIC	7,500.00	7,500.00	4,947.04	7,500.00	7,500.00	7,500.00	
100-0539-560-000	VETERINARIAN SERVICE	1,000.00	1,000.00	114.51	1,000.00	1,000.00	1,000.00	
100-0546-560-000	UTILITIES-WTR/SWR	1,500.00	1,500.00	828.82	1,500.00	1,500.00	1,500.00	
100-0547-560-000	UTILITIES-GAS	2,000.00	2,000.00	1,461.06	2,000.00	2,000.00	2,000.00	
100-0590-560-000	FW RADIO TRUNKING	816.00	408.00	408.00	408.00	816.00	816.00	
100-0597-560-000	HUMAN RESOURCE SERVICES	200.00	200.00	108.00	200.00	200.00	200.00	
100-0599-560-000	OTHER SERVICES	200.00	200.00	4.85	200.00	200.00	200.00	
Subtotal:		17,796.00	17,162.00	10,692.18	17,662.00	17,836.00	17,836.00	
100-0700-560-000	MINOR EQUIPMENT-OFFICE			1,320.15	1,321.00			
100-0702-560-000	MINOR EQUIPMENT-SHELTER	4,000.00	4,000.00	113.70	4,000.00	4,000.00	4,000.00	
Subtotal:		4,000.00	4,000.00	1,433.85	5,321.00	4,000.00	4,000.00	
100-0803-560-000	EQUIP/IMPRV-QUARANTINE REVENUE	5,000.00	5,000.00	503.59	2,000.00	4,000.00	4,000.00	
100-0811-560-000	BUILDING IMPROVEMENTS		98,660.00	6,997.51	98,660.00			
100-0820-560-000	DONATION EXPENDITURES				135.00			
100-0860-560-000	VEHICLE LEASE PAYMENTS					10,330.00	10,330.00	
100-0895-560-000	VRF CONTRIBUTION	10,000.00	10,000.00		10,000.00			
Subtotal:		15,000.00	113,660.00	7,501.10	110,795.00	14,330.00	14,330.00	
Program number:		127,008.00	226,567.00	89,064.76	225,169.00	132,248.00	132,248.00	
Department number: ANIMAL CONTROL		127,008.00	226,567.00	89,064.76	225,169.00	132,248.00	132,248.00	

**INTERLOCAL AGREEMENT
FOR ANIMAL CONTROL SERVICES**

This Interlocal Agreement for Animal Control Services (“Agreement”) is made and entered into by and between the City of Lake Worth, Texas (“Lake Worth”), and the City of Sansom Park, Texas (“Sansom Park”). Lake Worth and Sansom Park may sometimes hereafter be referred to collectively as the “parties” and individually as a “party.”

RECITALS:

WHEREAS, Chapter 791 of the Texas Government Code authorizes local governments to contract with each other to provide a governmental function or service that each party to the contract is authorized to perform individually and in which the contracting parties are mutually interested; and

WHEREAS, Lake Worth and Sansom Park represent that each is independently authorized to perform the functions contemplated by this Agreement; and

WHEREAS, Lake Worth operates Animal Control Services for the purpose of reducing general animal control problems in Lake Worth; and

WHEREAS, Sansom Park currently has a need for such Animal Control Services and is not equipped to render such services; and

WHEREAS, each party has sufficient funds available from current revenues to perform the functions contemplated by this Agreement; and

WHEREAS, both Lake Worth and Sansom Park find it mutually desirable to enter into this Agreement.

NOW, THEREFORE in consideration of the mutual benefits and promises each to the other made herein, the parties named above do hereby agree as follows:

**ARTICLE 1.
DEFINITIONS**

For the purposes of this Agreement, the following definitions will apply:

“Animal Control Services” shall mean the services provided by Lake Worth in response to a Sansom Park Call, including: (1) the humane capture of stray, unrestrained, homeless, abandoned, or unwanted animals and the humane transportation of captured animals to the Animal Shelter; (2) response to calls regarding animals that have entered a person’s residence; (3) response to calls regarding animal bites and scratches, including the initial investigation of such incidents; (4) the capture of a biting animal for state-mandated rabies quarantine observation by the Local Rabies Control Authority; and (5) restraint of and the administration of the process for dangerous animals (as defined in the Lake Worth Code of Ordinances). Animal Control Services do not include trapping dangerous wild animals (as defined in the Lake Worth Code of Ordinances), horses, or livestock, removal of deceased animals, or conducting cruelty investigations.

“Animal Shelter” shall mean the facility known as the Lake Worth Animal Shelter currently located at 7209 Comanche Trail, Lake Worth, Texas 76135.

“Sansom Park Call” shall mean calls made by Sansom Park to Lake Worth’s Police Department dispatch to request Animal Control Services.

Any word or phrases not specifically defined herein shall have as its ordinary and commonly understood meaning.

ARTICLE 2.
LAKE WORTH’S OBLIGATIONS

2.1 Lake Worth agrees to provide Animal Control Services to Sansom Park for all Sansom Park Calls occurring within the corporate limits of Sansom Park, subject to the terms of this Agreement.

2.2 Lake Worth will dispatch at least one animal control officer in response to a Sansom Park Call, so long as there is at least one animal control officer “on duty”. For the purposes of this Agreement “on duty” means Monday through Friday, 8:00 am to 5:00 pm, and those times Saturday that an animal control officer is working at Lake Worth. “Off duty” means any time other than on duty. Sansom Park will be responsible for its own animal control services when the Lake Worth animal control officers are off duty.

2.3 Lake Worth will respond only to calls directly reported by Sansom Park to Lake Worth.

2.4 Lake Worth agrees to transport all captured animals to the Animal Shelter, provided, however, that some animals may be released back into their natural habitat at the discretion of the Lake Worth animal control officer.

2.5 To the extent permitted by law, and as provided by the Texas Public Information Act, Texas Government Code, Ch. 552, as amended, Lake Worth agrees to keep confidential any rabies vaccination certificate information provided by Sansom Park.

ARTICLE 3.
SANSOM PARK’S OBLIGATIONS

3.1 Sansom Park shall fully cooperate with Lake Worth in the provision of Animal Control Services, including but not limited to, furnishing: any and all information in its possession about the ownership of an animal, including rabies vaccination certificates maintained by any department of Sansom Park; any history of the animal; the name and address of any person reporting an animal bite or scratch; the name and address of any possible victims of an animal bite or scratch; and the name and address of any person believed to own an animal which Sansom Park has called Lake Worth to capture or remove.

3.2 Sansom Park agrees to assist with the apprehension of any animal in appropriate situations if reasonably requested by Lake Worth.

3.3 Sansom Park will be responsible for filing all criminal or civil charges, in the appropriate court, for any violations of Sansom Park's rules and regulations or for any violations of state law, at the sole discretion of Sansom Park.

3.4 The parties agree that Lake Worth will not provide any of the Animal Control Services until Sansom Park has adopted ordinances that are similar to Lake Worth's ordinances governing animal control so that the animal control officers of Lake Worth will have a uniform set of laws to apply and enforce.

ARTICLE 4. CONSIDERATION AND FEES

4.1 Sansom Park agrees that Lake Worth may charge, or cause to be charged, the fees set out in Article 2.1500 of Lake Worth's Code of Ordinances, as amended, to the owners of animals for impoundment, quarantine, and boarding, as well as veterinary bills and other fees that are due.

4.2 For the first CITY fiscal year this Agreement is in effect, Sansom Park agrees to pay and an Annual Payment of \$50,000.00. The Annual Payment shall be adjusted annually as set forth below for each year this Agreement is in effect for services to be performed hereunder.

4.3 Lake Worth agrees to bill Sansom Park the Annual Payment in twelve equal monthly installments. Sansom Park agrees to pay such bill pursuant to the Texas Prompt Payment Act.

4.4 Annual adjustment. By ????? of each year this Agreement is in effect, both parties agree to meet to determine the Annual Payment and the Contract Rate relating thereto for the upcoming CITY fiscal year.

REPORTS

Lake Worth shall provide to Sansom Park, upon request, a copy of any report not confidential by law or contract, which it may be required to prepare and submit to any federal, state, or other jurisdiction in the course of its animal and rabies control activities. Lake Worth shall also render to Sansom Park at reasonable intervals, such reports as Sansom Park from time to time may require; provided however, if such request becomes burdensome, Lake Worth may invoice for the cost of preparation of such reports.

ARTICLE 6. JURISDICTION

By this Agreement, Sansom Park grants full and complete authorization and jurisdiction to Lake Worth's Animal Control Officers for the enforcement of all applicable state and municipal laws and ordinances involving animal control within Sansom Park's corporate limits, including

the authority, but not the obligation, to issue citations and to make appearances in Sansom Park's municipal courts.

**ARTICLE 7.
TERM, TERMINATION, AND RENEWAL**

7.1 Term and Renewal. This Agreement shall be effective from the full execution of this Agreement by the parties and continuing thereafter through September 30, 2025. This Agreement may be renewed annually thereafter for additional one (1) year terms upon approval by both parties.

7.2 Termination. This Agreement may be terminated by either party for any reason upon 60 days written notice to the other party. All costs and liabilities incurred by Lake Worth on behalf of Sansom Park prior to the termination shall be the responsibility of the Sansom Park.

**ARTICLE 8.
LIABILITY**

8.1 Responsibility for Claims. The parties agree, to the extent authorized by law and without waiving any immunity, right, protection, or defense to which a party may be entitled, that each party shall only be responsible for any claims for damages, costs, and expenses to a person or persons or property arising from or caused by the act or omission of its respective officials, agents, representatives, and employees in the performance of this Agreement, including but not limited to their acts of negligence or omission, but only to the extent the party would otherwise be liable under law.

8.2 Joint Liability. In the event of joint or concurrent negligence of the parties, responsibility, if any, shall be apportioned comparatively in accordance with the laws of the state of Texas, without, however waiving any governmental immunity, right, protection, or defense available to any party individually under Texas law. Each party shall be responsible for its sole negligence. The provisions of this section are solely for the benefit of the parties hereto and are not intended to create or grant any rights, contractual or otherwise, to any other person or entity.

**ARTICLE 9.
INDEPENDENT CONTRACTOR**

Lake Worth shall be responsible for the Animal Control Services contemplated under this Agreement. Lake Worth shall supply all materials, equipment, tools, transportation, and labor required for or reasonably incidental to the performance of Animal Control Services. Lake Worth shall have ultimate control over the execution of the work under this Agreement. Lake Worth shall have the sole obligation to employ, direct, control, supervise, manage, discharge and compensate all of its employees.

**ARTICLE 10.
GENERAL PROVISIONS**

10.1 Severability. The parties intend for the various provisions of this Agreement to be severable so that the invalidity, if any, of any one section (or more) shall not affect the validity of the remaining provisions or sections.

10.2 Multiple Originals. This document may be executed in any number of original signature counterparts, each of which shall for all purposes be deemed an original, and all such counterparts shall constitute one and the same document.

10.3 Authorization. Each party has the full power and authority to enter into and perform this Agreement, and the person signing this Agreement on behalf of each party has been properly authorized and empowered to enter into this Agreement. The persons executing this Agreement hereby represent that they have authorization to sign on behalf of their respective entity.

10.4 Governing Law and Venue. The Agreement shall be governed by the laws of the State of Texas, and exclusive venue for any action concerning this Agreement shall be in a State District Court of Tarrant County, Texas.

10.5 Entire Agreement. This Agreement represents the entire agreement of the parties and supersedes any verbal or written representations of, to or by the parties to each other.

10.6 Notices. Any notice required or permitted to be delivered hereunder shall be deemed received three (3) days thereafter if sent by United States Mail, postage prepaid, certified mail, return receipt requested, addressed to the Party at the address set forth below or on the day actually received if sent by courier or otherwise hand delivered.

If intended for Lake Worth, to: City of Lake Worth, Texas
Attn: City Manager
3805 Adam Grubb
Lake Worth, TX 76135

If intended for Lakeside, to: City of Lake Worth
Attn: Mayor
5705 Azle Ave.
Sansom Park, TX 76108

10.7 Waiver. No waiver or modification of this Agreement or of any rights or obligations hereunder shall be valid or binding, unless and until it is in a writing expressly providing for such waiver or modification in clear and unequivocal terms and signed by the party or parties to be charged.

10.8 Attorney's Fees. In the event it should become necessary to take legal action to interpret or enforce the terms of this Agreement, the prevailing party in such action shall be entitled to recover from the non-prevailing party reasonable attorney's fees and costs of court.

CITY OF LAKE WORTH, TEXAS

Stacey Almond, City Manager

Date: _____

CITY OF SANSOM PARK, TEXAS

XXXXXXXX Mayor

Date: _____

DRAFT - NOT REVIEWED BY CITY ATTORNEY

TAB 10

LIBRARY
SENIOR CENTER

**CITY OF LAKE WORTH
2019/2020 PROPOSED BUDGET
LIBRARY (DEPT 535)**

(DETAILED LINE ITEMS ARE ATTACHED FOR REVIEW AND DISCUSSION)

EXPENSE CATEGORY	2014/2015 ACTUAL	2015/2016 ACTUAL	2016/2017 ACTUAL	2017/2018 ACTUAL	2018/2019		2019/2020 PROPOSED
					CURRENT	ESTIMATED	
SALARIES (100 SERIES)	180,023	184,628	192,370	201,869	240,701	236,650	272,741
SUPPLIES (200 SERIES)	4,616	5,249	5,207	6,073	8,700	8,700	8,500
MAINTENANCE (300 & 400 SERIES)	1,555	2,199	5,888	2,837	3,350	3,644	3,350
SERVICES (500 SERIES)	14,264	14,867	15,661	15,540	19,760	19,760	20,300
MISCELLANEOUS (600 SERIES)			1				
EQUIPMENT (700 SERIES)			460	116	2,000	2,000	2,000
CAPITAL (800 SERIES)	18,536	14,955	17,603	21,699	20,835	25,835	24,600
TRANSFERS OUT (900 SERIES)							
TOTAL EXPENSES	218,994	221,898	237,190	248,134	295,346	296,589	331,491

Account	Description	ADOPTED BUDGET	CURRENT BUDGET	YEAR TO DATE TOTAL	ESTIMATED 9/30/19	DEPT HEAD REQUEST	CITY MGR PROPOSED	COUNCIL APPROVED
100-0100-535-000	SALARIES	162,074.00	170,000.00	133,903.85	167,100.00	187,712.00	187,712.00	
100-0101-535-000	OVERTIME	100.00	100.00		100.00	100.00	100.00	
100-0102-535-000	INCENTIVE PAY-LONGEVITY	1,998.00	1,998.00	1,998.00	1,998.00	2,142.00	2,142.00	
100-0108-535-000	FICA EXPENSE	10,222.00	10,904.00	8,381.71	10,904.00	11,841.00	11,841.00	
100-0109-535-000	MEDICARE EXPENSE	2,391.00	2,550.00	1,960.24	2,550.00	2,769.00	2,769.00	
100-0110-535-000	UNEMPLOYMENT TAX	855.00	45.00	34.16	45.00	855.00	855.00	
100-0111-535-000	TMRs EXPENSE	24,529.00	27,685.00	22,035.67	26,575.00	31,806.00	31,806.00	
100-0112-535-000	HMO EXPENSE	19,928.00	23,711.00	19,859.20	23,711.00	30,720.00	30,720.00	
100-0113-535-000	DENTAL BENEFITS	355.00	355.00	271.76	329.00	366.00	366.00	
100-0114-535-000	LIFE INSURANCE	221.00	270.00	194.11	270.00	325.00	325.00	
100-0115-535-000	WORKERS' COMPENSATION	486.00	486.00	364.17	478.00	630.00	630.00	
100-0116-535-000	OTHER BENEFITS	456.00	456.00	341.19	455.00	480.00	480.00	
100-0117-535-000	VISION INSURANCE	127.00	158.00	128.44	158.00	191.00	191.00	
100-0118-535-000	CERTIFICATION PAY		238.00	187.50	238.00	300.00	300.00	
100-0122-535-000	HSA CONTRIBUTION		1,048.00	786.00	1,048.00	1,779.00	1,779.00	
100-0124-535-000	VACATION BUY BACK	697.00	697.00	690.40	691.00	725.00	725.00	
Subtotal:		224,439.00	240,701.00	191,136.40	236,650.00	272,741.00	272,741.00	
100-0202-535-000	LIBRARY PROGAMS	4,500.00	5,000.00	3,213.02	5,000.00	5,000.00	5,000.00	
100-0209-535-000	JANITORIAL SUPPLIES	500.00	500.00	406.88	500.00	500.00	500.00	
100-0210-535-000	MISCELLANEOUS SUPPLIES	2,800.00	2,000.00	942.60	2,000.00	1,800.00	1,800.00	
100-0213-535-000	OFFICE SUPPLIES	550.00	550.00	255.81	550.00	550.00	550.00	
100-0214-535-000	POSTAGE	150.00	150.00	33.50	150.00	150.00	150.00	
100-0215-535-000	PRINTING	500.00	500.00	470.96	500.00	500.00	500.00	
Subtotal:		9,000.00	8,700.00	5,322.77	8,700.00	8,500.00	8,500.00	
100-0301-535-000	BUILDING MAINTENANCE	2,750.00	2,750.00	2,242.65	2,750.00	2,750.00	2,750.00	
100-0320-535-000	LANDSCAPING MAINTENANCE	400.00	400.00	261.53	400.00	400.00	400.00	
Subtotal:		3,150.00	3,150.00	2,504.18	3,150.00	3,150.00	3,150.00	
100-0400-535-000	EQUIPMENT RENTAL	200.00	200.00	493.49	494.00	200.00	200.00	
Subtotal:		200.00	200.00	493.49	494.00	200.00	200.00	
100-0530-535-000	JANITORIAL SERVICES	5,250.00	5,703.00	2,813.07	5,703.00	6,400.00	6,400.00	
100-0531-535-000	SCHOOLS/DUES	750.00	1,357.00	1,321.06	1,357.00	1,200.00	1,200.00	
100-0535-535-000	TELEPHONE	600.00	600.00	479.05	600.00	600.00	600.00	
100-0537-535-000	TRAVEL	900.00	900.00	893.74	900.00	900.00	900.00	
100-0538-535-000	UTILITIES-ELECTRIC	7,000.00	7,000.00	4,591.18	7,000.00	7,000.00	7,000.00	
100-0546-535-000	UTILITIES-WTR/SWR	2,500.00	2,500.00	695.40	2,500.00	2,500.00	2,500.00	
100-0547-535-000	UTILITIES-GAS	1,600.00	1,600.00	1,082.26	1,600.00	1,600.00	1,600.00	

BUDGET WORKSHEET

18:27 07/29/19

Fund: 100 GENERAL FUND

Department: 535 LIBRARY

Program:

Period Ending: 7/2019

Account	Description	ADOPTED BUDGET	CURRENT BUDGET	YEAR TO DATE TOTAL	ESTIMATED 9/30/19	DEPT HEAD REQUEST	CITY MGR PROPOSED	COUNCIL APPROVED
100-0597-535-000	HUMAN RESOURCE SERVICES	100.00	100.00		100.00	100.00	100.00	
	Subtotal:	18,700.00	19,760.00	11,875.76	19,760.00	20,300.00	20,300.00	
100-0702-535-000	MINOR EQUIPMENT	2,000.00	2,000.00	277.20	2,000.00	2,000.00	2,000.00	
	Subtotal:	2,000.00	2,000.00	277.20	2,000.00	2,000.00	2,000.00	
100-0815-535-000	REPLACEMENT EQUIPMENT	600.00	600.00		600.00	600.00	600.00	
100-0817-535-000	LIBRARY BOOKS/MATERIALS	20,000.00	20,000.00	17,285.44	20,000.00	24,000.00	24,000.00	
100-0820-535-000	DONATION EXPENDITURES	235.00	235.00		235.00			
100-0821-535-000	GRANT EXPENDITURES				5,000.00			
	Subtotal:	20,835.00	20,835.00	17,285.44	25,835.00	24,600.00	24,600.00	
	Program number:	278,324.00	295,346.00	228,895.24	296,589.00	331,491.00	331,491.00	
	Department number: LIBRARY	278,324.00	295,346.00	228,895.24	296,589.00	331,491.00	331,491.00	

**CITY OF LAKE WORTH
2019/2020 PROPOSED BUDGET
SENIOR CITIZENS (DEPT 550)**

(DETAILED LINE ITEMS ARE ATTACHED FOR REVIEW AND DISCUSSION)

EXPENSE CATEGORY	2014/2015 ACTUAL	2015/2016 ACTUAL	2016/2017 ACTUAL	2017/2018 ACTUAL	2018/2019		2019/2020 PROPOSED
					CURRENT	ESTIMATED	
SALARIES (100 SERIES)	70,184	74,383	78,421	85,549	56,099	55,599	58,163
SUPPLIES (200 SERIES)	6,168	5,982	6,864	14,217	17,575	17,575	19,925
MAINTENANCE (300 & 400 SERIES)	1,500	2,027	5,251	2,466	7,350	7,594	3,700
SERVICES (500 SERIES)	19,182	18,843	19,076	20,704	19,900	19,900	27,000
MISCELLANEOUS (600 SERIES)							
EQUIPMENT (700 SERIES)	277	135	299	178	749	1,119	480
CAPITAL (800 SERIES)	100	338	262	456	1,050	900	20,000
TRANSFERS OUT (900 SERIES)							
TOTAL EXPENSES	97,411	101,708	110,173	123,570	102,723	102,687	129,268

Account	Description	ADOPTED BUDGET	CURRENT BUDGET	YEAR TO DATE TOTAL	ESTIMATED 9/30/19	DEPT HEAD REQUEST	CITY MGR PROPOSED	COUNCIL APPROVED
100-0100-550-000	SALARIES	66,262.00	37,555.00	31,149.38	37,555.00	37,560.00	37,560.00	
100-0101-550-000	OVERTIME		100.00	99.53	100.00	150.00	150.00	
100-0102-550-000	INCENTIVE PAY-LONGEVITY	924.00	924.00	924.00	924.00			
100-0108-550-000	FICA EXPENSE	4,166.00	2,370.00	1,938.45	2,370.00	2,338.00	2,338.00	
100-0109-550-000	MEDICARE EXPENSE	974.00	554.00	453.34	554.00	547.00	547.00	
100-0110-550-000	UNEMPLOYMENT TAX	342.00	342.00	39.33	56.00	221.00	221.00	
100-0111-550-000	THRS EXPENSE	9,071.00	5,654.00	4,770.03	5,654.00	5,878.00	5,878.00	
100-0112-550-000	HMO EXPENSE	9,964.00	6,693.00	5,380.52	6,693.00	9,054.00	9,054.00	
100-0113-550-000	DENTAL BENEFITS	178.00	178.00	84.28	103.00	122.00	122.00	
100-0114-550-000	LIFE INSURANCE	111.00	111.00	55.41	84.00	108.00	108.00	
100-0115-550-000	WORKERS' COMPENSATION	162.00	164.00	118.57	164.00	102.00	102.00	
100-0116-550-000	OTHER BENEFITS	342.00	342.00	163.09	245.00	240.00	240.00	
100-0117-550-000	VISION INSURANCE	64.00	64.00	39.52	49.00	64.00	64.00	
100-0122-550-000	HSA CONTRIBUTION		1,048.00	786.00	1,048.00	1,779.00	1,779.00	
	Subtotal:	92,560.00	56,099.00	46,001.45	55,599.00	58,163.00	58,163.00	
100-0202-550-000	SR CENTER PROGRAMS	4,000.00	4,000.00	2,237.80	4,000.00	6,000.00	6,000.00	
100-0209-550-000	JANITORIAL SUPPLIES	600.00	600.00	406.72	600.00	600.00	600.00	
100-0210-550-000	MISCELLANEOUS SUPPLIES	6,625.00	5,750.00	4,278.29	5,750.00	6,000.00	6,000.00	
100-0213-550-000	OFFICE SUPPLIES	400.00	400.00	101.30	400.00	400.00	400.00	
100-0214-550-000	POSTAGE	250.00	125.00	32.24	125.00	125.00	125.00	
100-0215-550-000	PRINTING	200.00	200.00	177.69	200.00	300.00	300.00	
100-0295-550-000	SPECIAL EVENT SUPPLIES	6,900.00	6,500.00	5,559.39	6,500.00	6,500.00	6,500.00	
	Subtotal:	18,975.00	17,575.00	12,793.43	17,575.00	19,925.00	19,925.00	
100-0300-550-000	BUILDING MAINTENANCE	5,000.00	5,000.00	1,392.45	5,000.00	2,750.00	2,750.00	
100-0320-550-000	LANDSCAPING MAINTENANCE	5,900.00	2,000.00	533.53	2,000.00	500.00	500.00	
	Subtotal:	10,900.00	7,000.00	1,925.98	7,000.00	3,250.00	3,250.00	
100-0400-550-000	EQUIPMENT RENTAL	250.00	250.00	493.50	494.00	250.00	250.00	
100-0403-550-000	OTHER EQUIPMENT MAINTENANCE	200.00	100.00	7.99	100.00	200.00	200.00	
	Subtotal:	450.00	350.00	501.49	594.00	450.00	450.00	
100-0530-550-000	JANITORIAL SERVICES	6,000.00	3,000.00	2,176.07	3,000.00	4,300.00	4,300.00	
100-0531-550-000	SCHOOL/DUES	150.00	150.00	142.85	150.00	150.00	150.00	
100-0535-550-000	TELEPHONE	700.00	700.00	407.57	700.00	700.00	700.00	
100-0538-550-000	UTILITIES-ELECTRIC	6,800.00	7,000.00	4,591.18	7,000.00	7,000.00	7,000.00	
100-0546-550-000	UTILITIES-WTR/SWR	3,000.00	2,500.00	695.40	2,500.00	2,500.00	2,500.00	
100-0547-550-000	UTILITIES-GAS	1,600.00	1,600.00	1,082.26	1,600.00	1,600.00	1,600.00	
100-0597-550-000	HUMAN RESOURCE SERVICES	150.00	150.00		150.00	150.00	150.00	

CITY OF LAKE WORTH
 BUDGET WORKSHEET

Fund: 100 GENERAL FUND

Department: 550 SENIOR CITIZENS

Program:

Period Ending: 7/2019

Account	Description	ADOPTED BUDGET	CURRENT BUDGET	YEAR TO DATE TOTAL	ESTIMATED 9/30/19	DEPT HEAD REQUEST	CITY MGR PROPOSED	COUNCIL APPROVED
100-0599-550-000	OTHER SERVICES	8,000.00	4,800.00	4,800.00	4,800.00	10,600.00	10,600.00	
	Subtotal:	26,400.00	19,900.00	13,895.33	19,900.00	27,000.00	27,000.00	
100-0702-550-000	MINOR EQUIPMENT-OTHER	480.00	749.00	1,118.58	1,119.00	480.00	480.00	
	Subtotal:	480.00	749.00	1,118.58	1,119.00	480.00	480.00	
100-0800-550-000	BUILDING IMPROVEMENTS	500.00	500.00	253.04	500.00	500.00	20,000.00	
100-0820-550-000	DONATION EXPENDITURES	550.00	550.00	329.60	400.00			
	Subtotal:	1,050.00	1,050.00	582.64	900.00	500.00	20,000.00	
	Program number:	150,815.00	102,723.00	76,818.90	102,687.00	109,768.00	129,268.00	
	Department number: SENIOR CITIZENS	150,815.00	102,723.00	76,818.90	102,687.00	109,768.00	129,268.00	

TAB 11

POLICE
CONFISCATED PROPERTY

**CITY OF LAKE WORTH
2019/2020 PROPOSED BUDGET
POLICE DEPARTMENT (DEPT 510)**

(DETAILED LINE ITEMS ARE ATTACHED FOR REVIEW AND DISCUSSION)

EXPENSE CATEGORY	2014/2015 ACTUAL	2015/2016 ACTUAL	2016/2017 ACTUAL	2017/2018 ACTUAL	2018/2019		2019/2020 PROPOSED
					CURRENT	ESTIMATED	
SALARIES (100 SERIES)	1,830,932	1,822,199	1,886,078	2,026,394	2,127,041	2,109,150	2,499,404
SUPPLIES (200 SERIES)	40,843	35,236	35,654	59,097	52,530	56,030	48,700
MAINTENANCE (300 & 400 SERIES)	15,615	20,733	29,771	36,349	36,225	36,345	37,075
SERVICES (500 SERIES)	38,861	40,778	48,373	70,316	62,335	62,335	64,899
MISCELLANEOUS (600 SERIES)					5,000	5,000	5,000
EQUIPMENT (700 SERIES)	1,462	1,139	1,941	2,407	3,500	3,500	10,000
CAPITAL (800 SERIES)	56,819	46,511	52,617	170,440	361,599	423,102	42,192
TRANSFERS OUT (900 SERIES)							
TOTAL EXPENSES	1,984,532	1,966,596	2,054,434	2,365,003	2,648,230	2,695,462	2,707,270

Account	Description	ADOPTED BUDGET	CURRENT BUDGET	YEAR TO DATE TOTAL	ESTIMATED 9/30/19	DEPT HEAD REQUEST	CITY MGR PROPOSED	COUNCIL APPROVED
100-0100-510-000	SALARIES	1,505,133.00	1,430,000.00	1,123,083.05	1,420,000.00	1,643,893.00	1,643,893.00	
100-0101-510-000	OVERTIME	26,000.00	34,500.00	31,047.47	34,500.00	22,000.00	22,000.00	
100-0102-510-000	LONGEVITY PAY	11,416.00	11,416.00	8,916.00	11,416.00	11,012.00	11,012.00	
100-0106-510-000	STEP UP PAY	5,500.00	5,500.00	4,104.39	5,500.00	6,000.00	6,000.00	
100-0108-510-000	FICA EXPENSE	97,512.00	91,694.00	70,252.60	91,694.00	105,847.00	105,847.00	
100-0109-510-000	MEDICARE EXPENSE	22,805.00	21,445.00	16,430.05	21,445.00	24,755.00	24,755.00	
100-0110-510-000	UNEMPLOYMENT TAX	5,130.00	802.00	755.86	802.00	5,472.00	5,472.00	
100-0111-510-000	TMRS EXPENSE	253,354.00	240,774.00	196,472.03	240,774.00	284,318.00	284,318.00	
100-0112-510-000	HMO EXPENSE	253,712.00	222,993.00	170,182.63	215,000.00	306,285.00	306,285.00	
100-0113-510-000	DENTAL BENEFITS	4,261.00	2,663.00	2,109.48	2,663.00	3,296.00	3,296.00	
100-0114-510-000	LIFE INSURANCE	2,768.00	2,400.00	1,704.60	2,400.00	2,923.00	2,923.00	
100-0115-510-000	WORKERS' COMPENSATION	31,166.00	30,669.00	23,399.50	30,669.00	38,325.00	38,325.00	
100-0116-510-000	OTHER BENEFITS	2,850.00	2,850.00	2,021.16	2,787.00	3,240.00	3,240.00	
100-0117-510-000	VISION INSURANCE	1,529.00	1,529.00	978.36	1,267.00	1,720.00	1,720.00	
100-0118-510-000	CERTIFICATION PAY	11,000.00	6,214.00	4,700.00	6,214.00	7,500.00	7,500.00	
100-0122-510-000	HSA CONTRIBUTION	3,054.00	7,273.00	5,832.00	7,700.00	16,011.00	16,011.00	
100-0123-510-000	FIELD TRAINING OFFICER PAY	3,000.00	2,455.00	954.84	2,455.00	3,000.00	3,000.00	
100-0124-510-000	VACATION BUY BACK	10,718.00	11,864.00	11,863.83	11,864.00	13,807.00	13,807.00	
Subtotal:		2,250,908.00	2,127,041.00	1,674,807.85	2,109,150.00	2,499,404.00	2,499,404.00	
100-0208-510-000	GAS AND OIL	35,000.00	35,000.00	25,989.93	37,000.00	35,000.00	35,000.00	
100-0209-510-000	JANITORIAL SUPPLIES	400.00	1,500.00	1,098.90	1,500.00	2,000.00	2,000.00	
100-0210-510-000	MISCELLANEOUS SUPPLIES	2,500.00	2,500.00	3,606.80	4,000.00	4,500.00	4,500.00	
100-0213-510-000	OFFICE SUPPLIES	1,500.00	1,500.00	1,358.52	1,500.00	2,000.00	2,000.00	
100-0214-510-000	POSTAGE	1,500.00	1,500.00	1,144.28	1,500.00	1,500.00	1,500.00	
100-0215-510-000	PRINTING	1,200.00	1,200.00	706.91	1,200.00	1,200.00	1,200.00	
100-0220-510-000	UNIFORM ACCESSORIES		4,830.00		4,830.00			
100-0295-510-000	SPECIAL EVENT SUPPLIES	2,000.00	4,500.00	3,833.66	4,500.00	2,500.00	2,500.00	
Subtotal:		44,100.00	52,530.00	37,739.00	56,030.00	48,700.00	48,700.00	
100-0300-510-000	BUILDING MAINTENANCE	15,000.00	15,000.00	2,573.95	15,000.00	15,000.00	15,000.00	
100-0320-510-000	LANDSCAPING MAINTENANCE	175.00	175.00	60.92	175.00	175.00	175.00	
Subtotal:		15,175.00	15,175.00	2,634.87	15,175.00	15,175.00	15,175.00	
100-0400-510-000	EQUIPMENT RENTAL	50.00	50.00	46.56	50.00	50.00	50.00	
100-0403-510-000	OTHER EQUIPMENT MAINTENANCE	1,000.00	1,000.00	731.34	1,000.00	1,000.00	1,000.00	
100-0406-510-000	VEHICLE MAINTENANCE	15,000.00	20,000.00	14,150.63	20,000.00	20,000.00	20,000.00	
100-0416-510-000	VEHICLE MAINTENANCE FEES			60.00	120.00	850.00	850.00	
Subtotal:		16,050.00	21,050.00	14,988.53	21,170.00	21,900.00	21,900.00	

Account	Description	ADOPTED BUDGET	CURRENT BUDGET	YEAR TO DATE TOTAL	ESTIMATED 9/30/19	DEPT HEAD REQUEST	CITY MGR PROPOSED	COUNCIL APPROVED
100-0518-510-000	INSURANCE-BLDG & GEN LIABILITY	125.00	175.00	121.28	175.00	170.00	170.00	
100-0521-510-000	INSURANCE-VEHICLES	8,600.00	7,200.00	6,512.54	7,200.00	8,129.00	8,129.00	
100-0522-510-000	DRUG TESTING/ENFORCEMENT	1,000.00	1,000.00	261.00	1,000.00	1,000.00	1,000.00	
100-0523-510-000	REIMBURSABLE SIGS TESTING FEES	1,800.00	1,800.00		1,800.00	1,800.00	1,800.00	
100-0524-510-000	INVESTIGATIVE DNA TESTING	6,000.00	6,000.00	2,230.00	6,000.00	6,000.00	6,000.00	
100-0528-510-000	PRISONER SERVICES/REPAIRS	2,500.00	2,500.00	343.54	2,500.00	2,500.00	2,500.00	
100-0530-510-000	JANITORIAL SERVICES	6,000.00	7,500.00	4,801.06	7,500.00	10,250.00	10,250.00	
100-0535-510-000	TELEPHONE	10,000.00	10,000.00	7,346.69	10,000.00	10,000.00	10,000.00	
100-0536-510-000	TRAINING - GRANT FUNDED		2,110.00	1,986.78	2,110.00			
100-0538-510-000	UTILITIES-ELECTRIC	15,000.00	15,000.00	10,596.02	15,000.00	15,000.00	15,000.00	
100-0546-510-000	UTILITIES-WTR/SWR	1,250.00	1,250.00	415.40	1,250.00	1,250.00	1,250.00	
100-0547-510-000	UTILITIES-GAS	800.00	800.00	367.52	800.00	800.00	800.00	
100-0597-510-000	HUMAN RESOURCE SERVICES	2,000.00	3,000.00	1,843.00	3,000.00	3,000.00	3,000.00	
100-0599-510-000	OTHER SERVICES	4,000.00	4,000.00	2,929.37	4,000.00	5,000.00	5,000.00	
	Subtotal:	59,075.00	62,335.00	39,754.20	62,335.00	64,899.00	64,899.00	
100-0615-510-000	ADVERTISING & PROMOTION	5,000.00	5,000.00	2,311.06	5,000.00	5,000.00	5,000.00	
	Subtotal:	5,000.00	5,000.00	2,311.06	5,000.00	5,000.00	5,000.00	
100-0702-510-000	MINOR EQUIPMENT-OFFICE	3,500.00	3,500.00	1,710.11	3,500.00	20,000.00	10,000.00	
	Subtotal:	3,500.00	3,500.00	1,710.11	3,500.00	20,000.00	10,000.00	
100-0801-510-000	COMPUTER HARDWARE	1,500.00	1,500.00		1,500.00	1,500.00	1,500.00	
100-0802-510-000	EQUIPMENT	8,000.00	75,456.00	59,358.02	75,456.00			
100-0805-510-000	MOTOR VEHICLES			1,437.94	1,438.00			
100-0811-510-000	BUILDING IMPROVEMENTS	2,000.00	2,000.00		2,000.00	2,000.00	2,000.00	
100-0813-510-000	FACILITY IMPROVEMENTS		60,000.00	7,233.61	60,000.00			
100-0820-510-000	DONATION EXPENDITURES				3,536.00			
100-0821-510-000	GRANT EXPENDITURES		191,732.00	9,373.50	191,731.00			
100-0860-510-000	VEHICLE LEASE PAYMENTS			2,223.20	9,537.00	38,692.00	38,692.00	
100-0895-510-000	VRF CONTRIBUTION	30,911.00	30,911.00		77,904.00			
	Subtotal:	42,411.00	361,599.00	79,626.27	423,102.00	42,192.00	42,192.00	
Program number:	POLICE	2,436,219.00	2,648,230.00	1,853,571.89	2,695,462.00	2,717,270.00	2,707,270.00	
Department number:	POLICE DEPARTMENT	2,436,219.00	2,648,230.00	1,853,571.89	2,695,462.00	2,717,270.00	2,707,270.00	

**CITY OF LAKE WORTH
2019/2020 PROPOSED BUDGET
CONFISCATED PROPERTY FUND SUMMARY (FUND 105)**

(DETAILED LINE ITEMS ARE ATTACHED FOR REVIEW AND DISCUSSION)

CATEGORY	2014/2015 ACTUAL	2015/2016 ACTUAL	2016/2017 ACTUAL	2017/2018 ACTUAL	2018/2019		2019/2020 PROPOSED
					CURRENT	ESTIMATED	
REVENUE							
CONFISCATED PROPERTY					(9,105)	(9,104)	
INVESTMENT & MISC INCOME	(26)	(23)	(23)	(26)	(40)	(1,250)	
USE OF PRIOR YR RESERVES							
TOTAL REVENUE	(26)	(23)	(23)	(26)	(9,145)	(10,354)	0
EXPENDITURES							
SUPPLIES (200 SERIES)	1,037	689	280	5,847			
MAINTENANCE (400 SERIES)							
SERVICES (500 SERIES)	165	135	95	33	40	175	
CAPITAL (800 SERIES)					9,105	9,105	
TOTAL EXPENDITURES	1,202	824	375	5,880	9,145	9,280	0
VARIANCE-(SURPLUS)/DEFICIT	1,176	801	352	5,854	0	(1,074)	0

ESTIMATED FUND BALANCES

Fund Balance 09/30/18	0
FYE 09/19 Estimated Surplus/(Deficit)	<u>1,074</u>
Estimated Fund Balance 09/30/19	1,074
FYE 09/20 Budgeted Surplus/(Deficit)	<u>0</u>
Estimated Fund Balance 09/30/20	1,074

Fund: 105 CONFISCATED PROPERTY FUND

Department:

Period Ending: 7/2019

Program:

Account	Description	ADOPTED BUDGET	CURRENT BUDGET	YEAR TO DATE TOTAL	ESTIMATED 9/30/19	DEPT HEAD REQUEST	CITY MGR PROPOSED	COUNCIL APPROVED
105-4000-000-000	CONFISCATED REVENUE		9,105.00-	9,104.73-	9,104.00-			
	Subtotal:		9,105.00-	9,104.73-	9,104.00-			
105-4800-000-000	INVESTMENT INCOME		40.00-	36.70-	50.00-			
105-4804-000-000	AUCTION			1,200.00-	1,200.00-			
	Subtotal:		40.00-	1,236.70-	1,250.00-			
	Program number:		9,145.00-	10,341.43-	10,354.00-			
	Department number:		9,145.00-	10,341.43-	10,354.00-			
Revenues	Subtotal -----		9,145.00-	10,341.43-	10,354.00-			

Fund: 105 CONFISCATED PROPERTY FUND

Department: 500 CONFISCATED PROPERTY ADMIN
Period Ending: 7/2019

Program:

Account	Description	ADOPTED BUDGET	CURRENT BUDGET	YEAR TO DATE TOTAL	ESTIMATED 9/30/19	DEPT HEAD REQUEST	CITY MGR PROPOSED	COUNCIL APPROVED
105-0599-500-000	OTHER SERVICES		40.00	154.96	175.00			
	Subtotal:		40.00	154.96	175.00			
105-0801-500-000	EQUIPMENT		9,105.00	2,976.08	9,105.00			
	Subtotal:		9,105.00	2,976.08	9,105.00			
	Program number:		9,145.00	3,131.04	9,280.00			
	Department number: CONFISCATED PROPERTY ADMIN		9,145.00	3,131.04	9,280.00			
	Expenditures Subtotal -----		9,145.00	3,131.04	9,280.00			
	Fund number: 105 CONFISCATED PROPERTY FUND			7,210.39-	1,074.00-			

TAB 12

STREET
STREET MAINTENANCE FUND

**CITY OF LAKE WORTH
2019/2020 PROPOSED BUDGET
STREET DEPARTMENT (DEPT 520)**

(DETAILED LINE ITEMS ARE ATTACHED FOR REVIEW AND DISCUSSION)

EXPENSE CATEGORY	2014/2015 ACTUAL	2015/2016 ACTUAL	2016/2017 ACTUAL	2017/2018 ACTUAL	2018/2019		2019/2020 PROPOSED
					CURRENT	ESTIMATED	
SALARIES (100 SERIES)	278,453	288,549	300,636	551,715	612,911	615,568	689,075
SUPPLIES (200 SERIES)	5,800	4,646	5,529	20,674	24,967	22,367	24,025
MAINTENANCE (300 & 400 SERIES)	5,969	12,367	32,509	74,652	78,500	78,596	152,400
SERVICES (500 SERIES)	183,484	184,727	190,843	205,171	211,040	211,040	212,860
MISCELLANEOUS (600 SERIES)							
EQUIPMENT (700 SERIES)		459	1,105	5,209	9,338	9,338	6,402
CAPITAL (800 SERIES)	298	38,969	40,568	40,121	283,304	283,304	4,420
TRANSFERS OUT (900 SERIES)							200,607
TOTAL EXPENSES	474,004	529,717	571,190	897,542	1,220,060	1,220,213	1,289,789

18:27 07/29/19

Fund: 100 GENERAL FUND

Department: 520 STREET DEPARTMENT

Program:

Period Ending: 7/2019

Account	Description	ADOPTED BUDGET	CURRENT BUDGET	YEAR TO DATE TOTAL	ESTIMATED 9/30/19	DEPT HEAD REQUEST	CITY MGR PROPOSED	COUNCIL APPROVED
100-0100-520-000	SALARIES	422,105.00	396,301.00	320,344.13	399,000.00	430,232.00	430,232.00	
100-0101-520-000	OVERTIME	4,000.00	4,000.00	2,098.01	4,000.00	4,000.00	4,000.00	
100-0102-520-000	INCENTIVE PAY-LONGEVITY	6,002.00	4,935.00	4,580.50	4,935.00	6,060.00	6,060.00	
100-0107-520-000	ON CALL PREMIUM PAY	4,480.00	4,480.00	3,640.00	4,480.00	4,480.00	4,480.00	
100-0108-520-000	FICA EXPENSE	27,411.00	25,149.00	19,623.94	25,149.00	27,793.00	27,793.00	
100-0109-520-000	MEDICARE EXPENSE	6,411.00	5,882.00	4,589.46	5,882.00	6,500.00	6,500.00	
100-0110-520-000	UNEMPLOYMENT TAX	1,710.00	360.00	332.70	360.00	1,710.00	1,710.00	
100-0111-520-000	TMRS EXPENSE	71,218.00	66,009.00	55,389.39	66,400.00	74,655.00	74,655.00	
100-0112-520-000	HMO EXPENSE	74,787.00	78,811.00	64,564.91	78,900.00	101,322.00	101,322.00	
100-0113-520-000	DENTAL BENEFITS	1,420.00	1,065.00	894.26	1,065.00	1,099.00	1,099.00	
100-0114-520-000	LIFE INSURANCE	996.00	996.00	609.87	853.00	974.00	974.00	
100-0115-520-000	WORKERS' COMPENSATION	17,036.00	17,036.00	12,779.53	16,750.00	19,756.00	19,756.00	
100-0116-520-000	OTHER BENEFITS	1,026.00	1,026.00	750.42	1,003.00	1,080.00	1,080.00	
100-0117-520-000	VISION INSURANCE	573.00	573.00	413.39	503.00	573.00	573.00	
100-0118-520-000	CERTIFICATION PAY	600.00	600.00	500.00	600.00	900.00	900.00	
100-0122-520-000	HSA CONTRIBUTION		3,867.00	3,081.00	3,867.00	5,337.00	5,337.00	
100-0124-520-000	VACATION BUY BACK	4,920.00	1,821.00	1,820.44	1,821.00	2,604.00	2,604.00	
Subtotal:		644,695.00	612,911.00	496,011.95	615,568.00	689,075.00	689,075.00	
100-0208-520-000	GAS AND OIL	15,000.00	15,200.00	8,290.53	12,500.00	15,000.00	15,000.00	
100-0209-520-000	JANITORIAL	600.00	600.00	308.05	600.00	600.00	600.00	
100-0210-520-000	MISCELLANEOUS SUPPLIES/TOOLS	1,000.00	1,000.00	879.16	1,000.00	1,000.00	1,000.00	
100-0213-520-000	OFFICE SUPPLIES	800.00	800.00	180.58	800.00	700.00	700.00	
100-0214-520-000	POSTAGE	75.00	75.00	13.05	75.00	75.00	75.00	
100-0215-520-000	PRINTING	150.00	150.00	86.29	150.00	150.00	150.00	
100-0219-520-000	UNIFORMS	5,500.00	5,500.00	1,599.98	5,500.00	5,500.00	5,500.00	
100-0222-520-000	SAFETY EQUIPMENT	500.00	500.00	539.66	600.00	500.00	500.00	
100-0295-520-000	SPECIAL EVENT SUPPLIES	1,500.00	1,142.00	1,141.13	1,142.00	500.00	500.00	
Subtotal:		25,125.00	24,967.00	13,038.43	22,367.00	24,025.00	24,025.00	
100-0300-520-000	BUILDING MAINTENANCE	800.00	3,000.00	2,811.89	3,000.00	800.00	800.00	
100-0317-520-000	DRAINAGE MAINTENANCE	1,000.00	1,000.00	290.77	1,000.00	6,454.00	6,454.00	
100-0318-520-000	CONCRETE REPLACEMENT	40,000.00	40,000.00	1,560.00	40,000.00	50,000.00	50,000.00	
100-0319-520-000	STORMWATER MANAGEMENT		900.00	75.99	900.00	65,000.00	65,000.00	
Subtotal:		41,800.00	44,900.00	4,738.65	44,900.00	122,254.00	122,254.00	
100-0400-520-000	EQUIPMENT RENTAL	700.00	700.00	71.50	700.00	700.00	700.00	
100-0403-520-000	OTHER EQUIPMENT MAINTENANCE	15,000.00	18,000.00	14,664.34	18,000.00	18,000.00	18,000.00	
100-0404-520-000	RADIO MAINTENANCE		900.00	818.35	900.00	786.00	786.00	
100-0406-520-000	VEHICLE MAINTENANCE	10,000.00	14,000.00	13,752.32	14,000.00	10,000.00	10,000.00	
100-0416-520-000	VEHICLE MAINTENANCE FEES			48.00	96.00	660.00	660.00	

Account	Description	ADOPTED BUDGET	CURRENT BUDGET	YEAR TO DATE TOTAL	ESTIMATED 9/30/19	DEPT HEAD REQUEST	CITY MGR PROPOSED	COUNCIL APPROVED
Subtotal:		25,700.00	33,600.00	29,354.51	33,696.00	30,146.00	30,146.00	
100-0518-520-000	INSURANCE-BLDG & GEN LIABILITY	610.00	350.00	228.84	350.00	350.00	350.00	
100-0521-520-000	VEHICLE INSURANCE	4,165.00	3,300.00	2,945.28	3,300.00	7,340.00	7,340.00	
100-0527-520-000	PUBLICATIONS	500.00	500.00	148.15	500.00	500.00	500.00	
100-0529-520-000	SANITATION EXPENSE	187,200.00	193,000.00	144,848.70	193,000.00	193,500.00	193,500.00	
100-0531-520-000	SCHOOLS/DUES	4,000.00	3,000.00	2,821.63	3,000.00	1,780.00	1,780.00	
100-0535-520-000	TELEPHONES	1,200.00	1,200.00	1,006.06	1,200.00	1,200.00	1,200.00	
100-0537-520-000	TRAVEL	5,300.00	3,000.00	23.00	3,000.00	1,500.00	1,500.00	
100-0538-520-000	UTILITIES-ELECTRIC	2,600.00	2,600.00	2,002.73	2,600.00	2,600.00	2,600.00	
100-0546-520-000	UTILITIES-WTR/SWR	100.00	100.00	58.96	100.00	100.00	100.00	
100-0547-520-000	UTILITIES-GAS	1,200.00	1,200.00	790.67	1,200.00	1,200.00	1,200.00	
100-0590-520-000	FW RADIO TRUNKING	3,312.00	2,040.00	2,040.00	2,040.00	2,040.00	2,040.00	
100-0597-520-000	HUMAN RESOURCE SERVICES	300.00	300.00	108.00	300.00	300.00	300.00	
100-0599-520-000	OTHER SERVICES	300.00	450.00	88.38	450.00	450.00	450.00	
Subtotal:		210,787.00	211,040.00	157,110.40	211,040.00	212,860.00	212,860.00	
100-0701-520-000	MINOR EQUIPMENT-TOOLS	9,300.00	9,300.00	7,699.45	9,300.00	6,402.00	6,402.00	
100-0702-520-000	MINOR EQUIPMENT		38.00	37.98	38.00			
Subtotal:		9,300.00	9,338.00	7,737.43	9,338.00	6,402.00	6,402.00	
100-0802-520-000	EQUIPMENT	137,500.00	137,103.00	137,102.26	137,103.00			
100-0811-520-000	BUILDING IMPROVEMENTS	2,000.00	144,000.00	1,250.00	144,000.00	2,000.00	2,000.00	
100-0815-520-000	REPLACEMENT EQUIPMENT		1,104.00	1,103.78	1,104.00			
100-0860-520-000	VEHICLE LEASE PAYMENTS					2,420.00	2,420.00	
100-0895-520-000	VRF CONTRIBUTION	1,097.00	1,097.00		1,097.00			
Subtotal:		140,597.00	283,304.00	139,456.04	283,304.00	4,420.00	4,420.00	
100-0950-520-000	TRANSFER OUT - ST MAINT FUND						200,607.00	
Subtotal:							200,607.00	
Program number:		1,098,004.00	1,220,060.00	847,447.41	1,220,213.00	1,089,182.00	1,289,789.00	
Department number: STREET DEPARTMENT		1,098,004.00	1,220,060.00	847,447.41	1,220,213.00	1,089,182.00	1,289,789.00	

**CITY OF LAKE WORTH
2019/2020 PROPOSED BUDGET
STREET MAINTENANCE SUMMARY (FUND 107)**

(DETAILED LINE ITEMS ARE ATTACHED FOR REVIEW AND DISCUSSION)

CATEGORY	2014/2015 ACTUAL	2015/2016 ACTUAL	2016/2017 ACTUAL	2017/2018 ACTUAL	2018/2019		2019/2020 PROPOSED
					CURRENT	ESTIMATED	
REVENUE							
SALES TAX	(943,802)	(1,030,525)	(1,063,215)	(162,526)			
INVESTMENT & MISC INCOME	(2,230)	(8,864)	(45,579)	(36,432)	(27,000)	(40,084)	(27,000)
TRANSFERS IN							(200,607)
USE OF PRIOR YEAR RESERVES					(540,000)	(460,916)	
TOTAL REVENUE	(946,032)	(1,039,389)	(1,108,794)	(198,958)	(567,000)	(501,000)	(227,607)
EXPENDITURES							
SALARIES (100 SERIES)	237,303	248,003	256,137				
SUPPLIES (200 SERIES)	23,615	23,384	24,551	5,584	12,000	18,000	25,000
MAINTENANCE (300 & 400 SERIES)	275,936	397,496	237,942	347,536	555,000	483,000	811,175
SERVICES (500 SERIES)	5,866	8,846	10,217				
MISCELLANEOUS (600 SERIES)							
EQUIPMENT (700 SERIES)	280	283	164				
CAPITAL (800 SERIES)	142,582	25,835	27,971				
TRANSFERS OUT (900 SERIES)	99,882	109,249	112,244				
TOTAL EXPENDITURES	785,464	813,096	669,226	353,120	567,000	501,000	836,175
VARIANCE-(SURPLUS)/DEFICIT	(160,568)	(226,293)	(439,568)	154,162	0	0	608,568

ESTIMATED FUND BALANCE AS OF 09/30/20

Fund Balance 09/30/18	2,030,322
FYE 09/19 Estimated Surplus/(Deficit)	(460,916)
Estimated Fund Balance 09/30/19	1,569,406
FYE 09/20 Budgeted Surplus/(Deficit)	(608,568)
Estimated Fund Balance 09/30/20	960,838

Fund: 107 STREET MAINTENANCE FUND

Department:

Period Ending: 7/2019

Program:

Account	Description	ADOPTED BUDGET	CURRENT BUDGET	YEAR TO DATE TOTAL	ESTIMATED 9/30/19	DEPT HEAD REQUEST	CITY MGR PROPOSED	COUNCIL APPROVED
107-4800-000-000	INTEREST INCOME	27,000.00-	27,000.00-	34,387.34-	40,000.00-	27,000.00-	27,000.00-	
107-4880-000-000	MISCELLANEOUS INCOME			84.74-	84.00-			
	Subtotal:	27,000.00-	27,000.00-	34,472.08-	40,084.00-	27,000.00-	27,000.00-	
107-4904-000-000	TRANSFER IN-GF						200,607.00-	
107-4996-000-000	USE OF PRIOR YR RESTRICTED FB	540,000.00-	540,000.00-		460,916.00-			
	Subtotal:	540,000.00-	540,000.00-		460,916.00-		200,607.00-	
	Program number:	567,000.00-	567,000.00-	34,472.08-	501,000.00-	27,000.00-	227,607.00-	
	Department number:	567,000.00-	567,000.00-	34,472.08-	501,000.00-	27,000.00-	227,607.00-	
	Revenues Subtotal -----	567,000.00-	567,000.00-	34,472.08-	501,000.00-	27,000.00-	227,607.00-	

Account	Description	ADOPTED BUDGET	CURRENT BUDGET	YEAR TO DATE TOTAL	ESTIMATED 9/30/19	DEPT HEAD REQUEST	CITY MGR PROPOSED	COUNCIL APPROVED
107-0217-525-000	BARRICADES & MARKERS	12,000.00	12,000.00	14,879.70	18,000.00	25,000.00	25,000.00	
	Subtotal:	12,000.00	12,000.00	14,879.70	18,000.00	25,000.00	25,000.00	
107-0309-525-000	STREET PROJECTS	380,000.00	380,000.00	208,501.55	306,979.00	545,055.00	545,055.00	
107-0318-525-000	CONCRETE REPLACEMENT	175,000.00	175,000.00	176,020.66	176,021.00	266,120.00	266,120.00	
	Subtotal:	555,000.00	555,000.00	384,522.21	483,000.00	811,175.00	811,175.00	
	Program number:	567,000.00	567,000.00	399,401.91	501,000.00	836,175.00	836,175.00	
	Department number: STREET MAINTENANCE	567,000.00	567,000.00	399,401.91	501,000.00	836,175.00	836,175.00	
	Expenditures Subtotal -----	567,000.00	567,000.00	399,401.91	501,000.00	836,175.00	836,175.00	
	Fund number: 107 STREET MAINTENANCE FUND			364,929.83		809,175.00	608,568.00	



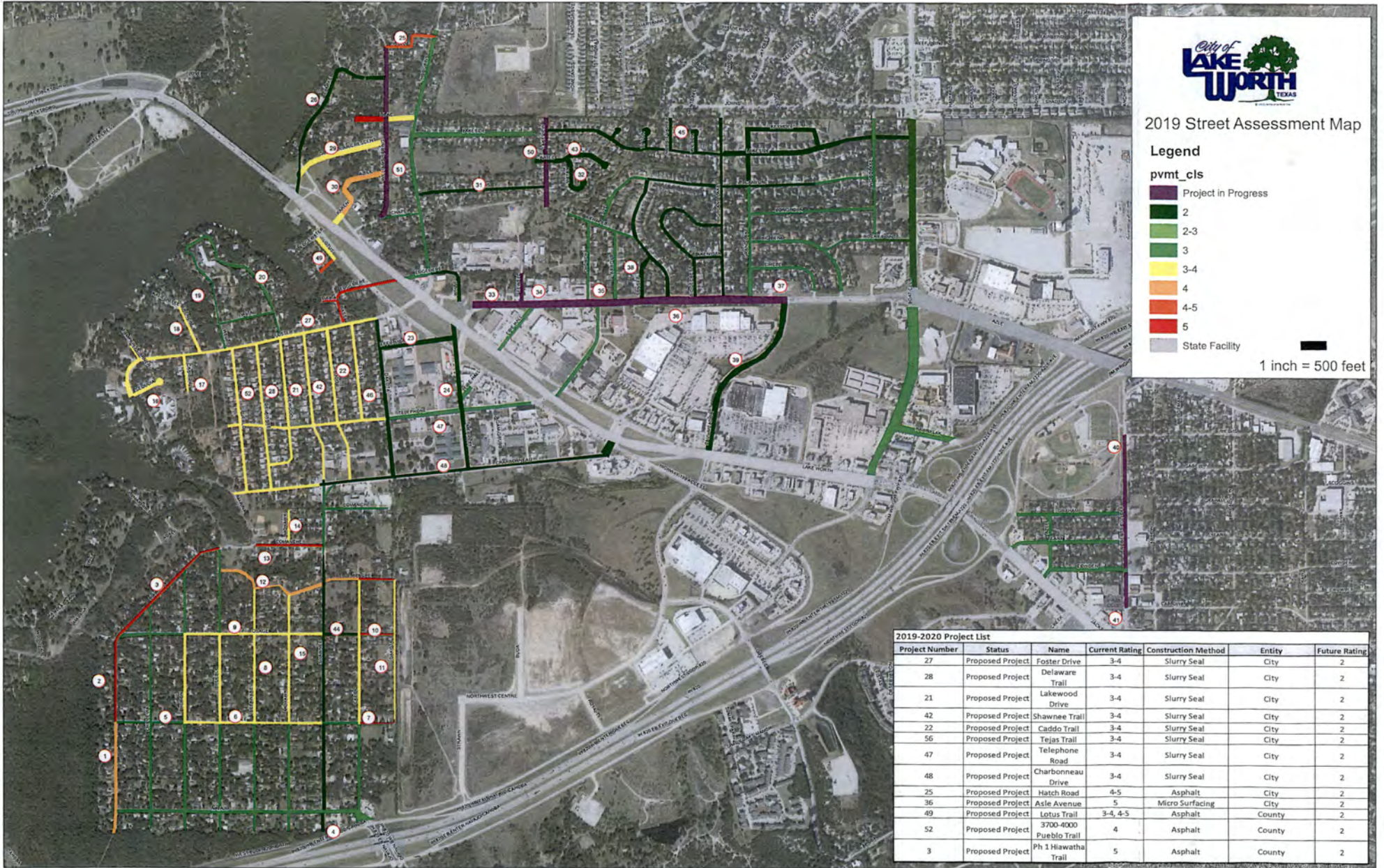
2019 Street Assessment Map

Legend

pvmt_cls

- Project in Progress
- 2
- 2-3
- 3
- 3-4
- 4
- 4-5
- State Facility

1 inch = 500 feet



2019-2020 Project List

Project Number	Status	Name	Current Rating	Construction Method	Entity	Future Rating
27	Proposed Project	Foster Drive	3-4	Slurry Seal	City	2
28	Proposed Project	Delaware Trail	3-4	Slurry Seal	City	2
21	Proposed Project	Lakewood Drive	3-4	Slurry Seal	City	2
42	Proposed Project	Shawnee Trail	3-4	Slurry Seal	City	2
22	Proposed Project	Caddo Trail	3-4	Slurry Seal	City	2
56	Proposed Project	Tejas Trail	3-4	Slurry Seal	City	2
47	Proposed Project	Telephone Road	3-4	Slurry Seal	City	2
48	Proposed Project	Charbonneau Drive	3-4	Slurry Seal	City	2
25	Proposed Project	Hatch Road	4-5	Asphalt	City	2
36	Proposed Project	Asle Avenue	5	Micro Surfacing	City	2
49	Proposed Project	Lotus Trail	3-4, 4-5	Asphalt	County	2
52	Proposed Project	3700-4000 Pueblo Trail	4	Asphalt	County	2
3	Proposed Project	Ph 1 Hiawatha Trail	5	Asphalt	County	2

2019-2020 County Street Projects

City of Lake Worth								County Hot Mix		
								Overlay		
								Based on City Quantities		
STREET LIST	Limits	City's Lengths	City's Width	City's Areas	City's Accum. Areas	Thickness (2")	Tonnage	Unit Cost	Cost Per Street	Accum. Cost
		FT	FT	SY	SY			\$/SY	\$	\$
City's List of Streets										
Pueblo Trail	3700-4000	28	1,636	5,090	5,090	220	2,000	\$ 72.00	\$ 40,311.04	\$ 40,311.04
Lotus Trail	7100	22	130	318	5,408	220	2,000	\$ 72.00	\$ 2,516.80	\$ 42,827.84
Lilac Lane	7000	15	390	650	6,058	220	2,000	\$ 72.00	\$ 5,148.00	\$ 47,975.84
Hatch Road	6900	28	660	2,053	8,111	220	2,000	\$ 72.00	\$ 16,262.40	\$ 64,238.24
Bass	4100	20	303	673	8,784	220	2,000	\$ 72.00	\$ 5,332.80	\$ 69,571.04
Edgemere Pl	7000	24	300	800	9,584	220	2,000	\$ 72.00	\$ 6,336.00	\$ 75,907.04
Malta Street	7100	16	110	196	9,780	220	2,000	\$ 72.00	\$ 1,548.80	\$ 77,455.84
Mohawk	3600	30	420	1,400	11,180	220	2,000	\$ 72.00	\$ 11,088.00	\$ 88,543.84
Comanche Trail	7200	30	840	2,800	13,980	220	2,000	\$ 72.00	\$ 22,176.00	\$ 110,719.84
		Hot Mix Total			13,980		8,000			\$ 110,719.84
								Asphalt Tack		
										\$ 3,000.00
								Tack Total		\$ 3,000.00
								PW Repairs		\$ 70,000.00
		Grand Total SY			13,980				GRAND TOTAL \$	\$ 183,719.84

2020 City of Lake Worth MICRO-SURFACING

City of Lake Worth						MICRO-SURFACING Grade 2		
						Single Course at 24lbs/SY (Comp)		
						Based on City Quantities		
STREET LIST	Limits	City's Lengths	City's Width	City's Areas	City's Accum. Areas	UNIT COST	COST PER STREET	ACCUM. COST
		FT	FT	SY	SY	\$/SY	\$	\$
City's List of Streets								
Foster Dr	6900-7500	3,150	28	9,800	9,800	\$ 3.50	\$ 34,300.00	\$ 34,300.00
Telephone Rd	6900-7400	1,869	28	5,815	15,615	\$ 3.50	\$ 20,351.33	\$ 54,651.33
Charbonneau Dr		975	32	3,467	19,081	\$ 3.50	\$ 12,133.33	\$ 66,784.67
Azle Avenue	6100 - 6700	4,545	70	35,350	54,431	\$ 3.50	\$ 123,725.00	\$ 190,509.67
Micro-surfacing Total					54,431			\$ 190,509.67
Grand Total SY					54,431		Mobilization	\$ -
							GRAND TOTAL \$	\$ 190,509.67
							Overall Cost per SY	\$ 3.50

Note: Original NRH Unit Prices (Bid in 2015)

Slurry Seal @ \$2.05/SY Revised Unit Price for 2019 @ \$2.15/SY (Adjusted by allowable escalation of 5% for 2019)

City of NRH requested a heavier application rate above the 18 lbs/SY at Bid Date. Raised application to 22 lbs/SY at a negotiated Unit Price of \$2.40/SY

Applying the 5% escalation to the \$2.40/SY raises the Unit Price to \$2.52/SY. To achieve the coverage that NRH is getting, recommend using heavier application rate.

Micro-surfacing Original Unit Price at Bid Date was \$3.50/SY. Adjusted by allowable escalation of 5% for 2019 brought Unit Price to \$3.68/SY

2019-2020 Capital Request Hiawatha Trail Road Project

City of Lake Worth										County Hot Mix Overlay							
										Based on City Quantities							Cost Per Street
STREET LIST	Limits	City's Lengths	City's Width	City's Areas	City's Accum. Areas	Asphalt (2")	Binder (4")	Cement (8')	Tonnage	Asphalt Unit Cost	Binder Unit Cost	Cement Unit Cost	Unit Cost (Asphalt)	Unit Cost (Binder)	Unit Cost (Cement)	Cost Per Street	Accum. Cost
		FT	FT	SY	SY					\$/SY	\$/SY	\$/SY	\$	\$	\$	\$	\$
City's List of Streets																	
Hiawatha Trail	Pueblo Trail - Huron Trail	34	540	2,040	2,040	220	440	40	2,000	\$ 72.00	\$ 72.00	\$ 192.00	\$ 16,156.80	\$ 32,313.60	\$ 7,833.60	\$ 56,304.00	\$ 56,304.00
	Huron Trail - Chippewa Trail	34	580	2,191	4,231	220	440	40	2,000	\$ 72.00	\$ 72.00	\$ 192.00	\$ 17,353.60	\$ 34,707.20	\$ 8,413.87	\$ 60,474.67	\$ 116,778.67
	Chippewa Trail - Osage	34	480	1,813	6,044	220	440	40	2,000	\$ 72.00	\$ 72.00	\$ 192.00	\$ 14,361.60	\$ 28,723.20	\$ 6,963.20	\$ 50,048.00	\$ 166,826.67
	Hot Mix Total				6,044				8,000								\$ 166,826.67
																	\$ 4,000.00
																Tack Total	\$ 4,000.00
					Grand Total SY											GRAND TOTAL \$	\$ 170,826.67

Hiawatha Trail Concrete Project

City of Lake Worth					Concrete Replacement					
					Based on City Quantities					
STREET LIST	Limits	Quantity	City's Areas	City's Accum. Areas	Unit Cost (Valley Gutter)	Unit Cost (Curb & Gutter)	Unit Cost (Driveway)	Unit Cost (Barrier Free Ramps)	Cost Per Unit	Accum. Cost
		Each	SY	SY	\$/SY	\$/LF	\$/SY	\$/Each	\$	\$
City's List of Streets										
Hiawatha Trail	3400-3300		106.60	106.60	\$ 81.31	\$ -	\$ -		\$ 8,667.65	\$ 8,667.65
			2265.00	2371.60	\$ -	\$ 41.60	\$ -		\$ 94,224.00	\$ 102,891.65
			493.80	2865.40	\$ -	\$ -	\$ 93.60		\$ 46,219.68	\$ 149,111.33
		6						\$ 1,200.00	\$ 7,200.00	\$ 156,311.33
		Grand Total SY		2865.40					GRAND TOTAL \$	\$ 156,311.33

2019-2020 Concrete Replacement

City of Lake Worth						Concrete Replacement					
						Based on City Quantities					
STREET LIST	Limits	City's Lengths	City's Width	City's Areas	City's Accum. Areas	Unit Cost (Sidewalk)	Unit Cost (Curb & Gutter)	Unit Cost (Driveway)	Cost Per Unit	Cost Per Street	Accum. Cost
		FT	FT	SY	SY	\$/SY	\$/LF	\$/SY	\$	\$	\$
<i>City's List of Streets</i>											
Wilson Court	4500	340.00	4	151.11	151.11	\$ 78.74	\$ -	\$ -	\$ 11,898.49	\$ 11,898.49	\$ 11,898.49
Foster	7500		1	32.40	183.51	\$ -	\$ -	\$ 93.60	\$ 3,032.64	\$ 3,032.64	\$ 14,931.13
Pueblo	3801	10.00	1	10.00	193.51	\$ -	\$ 41.60	\$ -	\$ 416.00	\$ 416.00	\$ 15,347.13
Pueblo	4008		1	20.00	213.51	\$ -	\$ -	\$ 93.60	\$ 1,872.00	\$ 1,872.00	\$ 17,219.13
Comanche	7200	1083.00	1	1083.00	1296.51		\$ 41.60		\$ 30,973.80	\$ 30,973.80	\$ 48,192.93
Comanche	7200		1	20.00	1316.51			\$ 93.60	\$ 10,319.40	\$ 10,319.40	\$ 58,512.33
		Concrete Total			213.51					\$ 58,512.33	\$ 58,512.33
Maintenance Repairs											
											\$ 20,000.00
										10% Cont.	\$ 7,851.23
		Grand Total SY			213.51				GRAND TOTAL \$		\$ 86,363.46
						FUNDING SOURCE		100-318-520-000			\$ 50,000.00
								107-318-525-000			\$ 36,363.46

TAB 13

ECONOMIC DEVELOPMENT
ACTIVITIES

**CITY OF LAKE WORTH
2019/2020 PROPOSED BUDGET
ECONOMIC DEVELOPMENT ACTIVITIES**

ECONOMIC DEVELOPMENT ACTIVITIES (GF-DEPT 580)

(DETAILED LINE ITEMS ARE ATTACHED FOR REVIEW AND DISCUSSION)

EXPENSE CATEGORY	2014/2015 ACTUAL	2015/2016 ACTUAL	2016/2017 ACTUAL	2017/2018 ACTUAL	2018/2019		2019/2020 PROPOSED
					CURRENT	ESTIMATED	
SALARIES (100 SERIES)							
SUPPLIES (200 SERIES)				575	1,250	1,250	1,500
MAINTENANCE (400 SERIES)							
SERVICES (500 SERIES)				12,302	10,000	10,000	20,000
MISCELLANEOUS (600 SERIES)				13,110	40,000	40,000	45,000
EQUIPMENT (700 SERIES)							
CAPITAL (800 SERIES)				288,980	2,625,000	2,625,000	
TRANSFERS OUT (900 SERIES)				680,337	591,882	591,882	450,989
TOTAL EXPENSES	0	0	0	995,304	3,268,132	3,268,132	517,489

ECONOMIC DEVELOPMENT ADMINISTRATION (EDC-DEPT 505)

EXPENSE CATEGORY	2014/2015 ACTUAL	2015/2016 ACTUAL	2016/2017 ACTUAL	2017/2018 ACTUAL	2018/2019		2019/2020 PROPOSED
					CURRENT	ESTIMATED	
SALARIES (100 SERIES)	105,215	108,504	88,866				
SUPPLIES (200 SERIES)	164	26	1,391				
MAINTENANCE (400 SERIES)							
SERVICES (500 SERIES)	17,921	9,594	29,579	1,058			
MISCELLANEOUS (600 SERIES)	14,465	15,793	13,916	12,970			
EQUIPMENT (700 SERIES)							
CAPITAL (800 SERIES)				113,000			
TRANSFERS OUT (900 SERIES)	1,297,465	1,361,111	1,326,195	4,418,164			
TOTAL EXPENSES	1,435,230	1,495,028	1,459,947	4,545,192	0	0	0

Fund: 100 GENERAL FUND

Department: 580 ECO DEVELOPMENT ACTIVITIES
Period Ending: 7/2019

Program:

Account	Description	ADOPTED BUDGET	CURRENT BUDGET	YEAR TO DATE TOTAL	ESTIMATED 9/30/19	DEPT HEAD REQUEST	CITY MGR PROPOSED	COUNCIL APPROVED
100-0214-580-000	POSTAGE	750.00	750.00		750.00	750.00	750.00	
100-0215-580-000	PRINTING	500.00	500.00		500.00	750.00	750.00	
	Subtotal:	1,250.00	1,250.00		1,250.00	1,500.00	1,500.00	
100-0585-580-000	SPECIAL EVENTS					15,000.00	15,000.00	
100-0599-580-000	OTHER SERVICES	5,000.00	10,000.00	4,740.00	10,000.00	5,000.00	5,000.00	
	Subtotal:	5,000.00	10,000.00	4,740.00	10,000.00	20,000.00	20,000.00	
100-0615-580-000	ADVERTISING & PROMOTION	25,000.00	40,000.00	34,942.12	40,000.00	40,000.00	45,000.00	
	Subtotal:	25,000.00	40,000.00	34,942.12	40,000.00	40,000.00	45,000.00	
100-0830-580-000	FORCE MAIN (HWY 199)		2,625,000.00	904,243.08	2,625,000.00			
	Subtotal:		2,625,000.00	904,243.08	2,625,000.00			
100-0902-580-000	TRNS OUT-WS 2009 ISS(97 RFNDG)	138,414.00	138,414.00		138,414.00			
100-0906-580-000	CONTRIBUTION-WATER FUND	169,318.00	169,318.00		169,318.00	189,153.00	189,153.00	
100-0908-580-000	SPECIAL PARKS PROJ-PK IMP FUND	25,000.00	25,000.00		25,000.00			
100-0912-580-000	TRNS OUT-DS 2011 SERIES	98,550.00	98,550.00		98,550.00	100,850.00	100,850.00	
100-0913-580-000	TRNS OUT-DS 2014 REFUNDING	145,600.00	145,600.00		145,600.00	145,986.00	145,986.00	
100-0998-580-000	DEVELOPER REIMBURSEMENTS	25,000.00	15,000.00		15,000.00	15,000.00	15,000.00	
	Subtotal:	601,882.00	591,882.00		591,882.00	450,989.00	450,989.00	
	Program number:	633,132.00	3,268,132.00	943,925.20	3,268,132.00	512,489.00	517,489.00	
	Department number: ECO DEVELOPMENT ACTIVITIES	633,132.00	3,268,132.00	943,925.20	3,268,132.00	512,489.00	517,489.00	
	Expenditures Subtotal -----	10,943,002.00	14,833,240.00	8,702,769.76	14,728,053.00	10,561,072.00	10,755,679.00	
	Fund number: 100 GENERAL FUND		45,000.00	394,127.60	276,884.00-	194,607.00-		

TAB 14

MAYOR & COUNCIL

**CITY OF LAKE WORTH
2019/2020 PROPOSED BUDGET
MAYOR & COUNCIL (DEPT 500)**

(DETAILED LINE ITEMS ARE ATTACHED FOR REVIEW AND DISCUSSION)

EXPENSE CATEGORY	2014/2015 ACTUAL	2015/2016 ACTUAL	2016/2017 ACTUAL	2017/2018 ACTUAL	2018/2019		2019/2020 PROPOSED
					CURRENT	ESTIMATED	
SALARIES (100 SERIES)	2,853	2,907	2,907	2,853	2,908	2,908	2,908
SUPPLIES (200 SERIES)	277	63	364	345	600	575	475
MAINTENANCE (300 & 400 SERIES)	711	247	1,133	3,498	1,131	1,131	1,131
SERVICES (500 SERIES)	15,956	4,377	10,643	10,712	9,788	9,788	12,263
CAPITAL (800 SERIES)							
TRANSFERS OUT (900 SERIES)							
TOTAL EXPENSES	19,797	7,594	15,047	17,408	14,427	14,402	16,777

Account	Description	ADOPTED BUDGET	CURRENT BUDGET	YEAR TO DATE TOTAL	ESTIMATED 9/30/19	DEPT HEAD REQUEST	CITY MGR PROPOSED	COUNCIL APPROVED
100-0104-500-000	COUNCIL FEES	2,700.00	2,700.00	2,250.00	2,700.00	2,700.00	2,700.00	
100-0108-500-000	FICA EXPENSE	168.00	168.00	139.50	168.00	168.00	168.00	
100-0109-500-000	MEDICARE EXPENSE	40.00	40.00	32.65	40.00	40.00	40.00	
Subtotal:		2,908.00	2,908.00	2,422.15	2,908.00	2,908.00	2,908.00	
100-0209-500-000	JANITORIAL SUPPLIES	50.00	50.00		25.00	25.00	25.00	
100-0210-500-000	MISCELLANEOUS SUPPLIES	150.00	450.00	420.51	450.00	300.00	300.00	
100-0215-500-000	PRINTING	100.00	100.00		100.00	150.00	150.00	
Subtotal:		300.00	600.00	420.51	575.00	475.00	475.00	
100-0300-500-000	BUILDING MAINTENANCE	1,000.00	1,000.00	140.00	1,000.00	1,000.00	1,000.00	
Subtotal:		1,000.00	1,000.00	140.00	1,000.00	1,000.00	1,000.00	
100-0404-500-000	RADIO MAINTENANCE		131.00	130.67	131.00	131.00	131.00	
Subtotal:			131.00	130.67	131.00	131.00	131.00	
100-0530-500-000	JANITORIAL SERVICES	1,405.00	750.00	562.07	750.00	260.00	260.00	
100-0531-500-000	SCHOOLS/DUES	3,000.00	3,000.00	2,378.34	3,000.00	3,000.00	3,000.00	
100-0535-500-000	TELEPHONE	420.00	455.00	385.00	455.00	420.00	420.00	
100-0537-500-000	TRAVEL/LODGING	3,500.00	2,500.00	1,801.72	2,500.00	6,000.00	6,000.00	
100-0538-500-000	UTILITIES-ELECTRIC	550.00	550.00	303.08	550.00	550.00	550.00	
100-0546-500-000	UTILITIES-WTR/SWR	20.00	25.00	8.85	25.00	25.00	25.00	
100-0547-500-000	UTILITIES-GAS	100.00	100.00	61.41	100.00	100.00	100.00	
100-0590-500-000	FW RADIO TRUNKING	408.00	408.00	408.00	408.00	408.00	408.00	
100-0599-500-000	OTHER SERVICES	2,000.00	2,000.00	865.26	2,000.00	1,500.00	1,500.00	
Subtotal:		11,403.00	9,788.00	6,773.73	9,788.00	12,263.00	12,263.00	
Program number:		15,611.00	14,427.00	9,887.06	14,402.00	16,777.00	16,777.00	
Department number: MAYOR & COUNCIL		15,611.00	14,427.00	9,887.06	14,402.00	16,777.00	16,777.00	

TAB 15

GF ADMINISTRATION
HUMAN RESOURCES
RISK MANAGEMENT

**CITY OF LAKE WORTH
2019/2020 PROPOSED BUDGET
ADMINISTRATION (DEPT 505)**

(DETAILED LINE ITEMS ARE ATTACHED FOR REVIEW AND DISCUSSION)

EXPENSE CATEGORY	2014/2015 ACTUAL	2015/2016 ACTUAL	2016/2017 ACTUAL	2017/2018 ACTUAL	2018/2019		2019/2020 PROPOSED
					CURRENT	ESTIMATED	
SALARIES (100 SERIES)	306,359	309,183	338,051	317,053	355,208	352,320	390,157
SUPPLIES (200 SERIES)	6,634	16,651	5,046	21,042	34,400	34,400	21,850
MAINTENANCE (300 & 400 SERIES)	245	122	89	1,050	1,350	1,350	850
SERVICES (500 SERIES)	142,703	142,092	233,371	210,319	157,390	174,365	142,215
MISCELLANEOUS (600 SERIES)							
EQUIPMENT (700 SERIES)	1,706	1,267	660	265	650	650	750
CAPITAL (800 SERIES)	18,256	28,687	30,501	605,315	540,545	380,045	7,000
TRANSFERS OUT (900 SERIES)	125,843	54,698	334,211	109,166	695,345	695,345	
TOTAL EXPENSES	601,747	552,700	941,929	1,264,210	1,784,888	1,638,475	562,822

Account	Description	ADOPTED BUDGET	CURRENT BUDGET	YEAR TO DATE TOTAL	ESTIMATED 9/30/19	DEPT HEAD REQUEST	CITY MGR PROPOSED	COUNCIL APPROVED
100-0100-505-000	SALARIES	244,553.00	251,190.00	201,388.48	251,190.00	264,904.00	264,904.00	
100-0101-505-000	OVERTIME	150.00	150.00	111.27	150.00	500.00	500.00	
100-0108-505-000	FICA EXPENSE	15,667.00	15,687.00	12,286.66	15,687.00	17,185.00	17,185.00	
100-0109-505-000	MEDICARE EXPENSE	3,664.00	3,706.00	2,910.53	3,706.00	4,019.00	4,019.00	
100-0110-505-000	UNEMPLOYMENT TAX	855.00	117.00	99.48	117.00	855.00	855.00	
100-0111-505-000	TMRs EXPENSE	40,219.00	40,508.00	33,306.81	40,508.00	44,516.00	44,516.00	
100-0112-505-000	HMO EXPENSE	34,417.00	28,288.00	20,505.31	26,000.00	38,962.00	38,962.00	
100-0113-505-000	DENTAL BENEFITS	533.00	533.00	294.96	377.00	366.00	366.00	
100-0114-505-000	LIFE INSURANCE	332.00	332.00	203.07	304.00	325.00	325.00	
100-0115-505-000	WORKERS' COMPENSATION	610.00	610.00	457.28	600.00	748.00	748.00	
100-0116-505-000	OTHER BENEFITS	342.00	354.00	243.16	354.00	480.00	480.00	
100-0117-505-000	VISION INSURANCE	191.00	191.00	134.13	177.00	191.00	191.00	
100-0118-505-000	CERTIFICATION PAY	150.00	245.00	143.33	245.00	750.00	750.00	
100-0119-505-000	AUTO ALLOWANCE	5,400.00	6,600.00	5,500.00	6,600.00	7,200.00	7,200.00	
100-0122-505-000	HSA CONTRIBUTION	3,054.00	4,197.00	3,018.00	3,805.00	5,337.00	5,337.00	
100-0124-505-000	VACATION BUY BACK	2,441.00	2,500.00	2,500.00	2,500.00	3,819.00	3,819.00	
Subtotal:		352,578.00	355,208.00	283,102.47	352,320.00	390,157.00	390,157.00	
100-0205-505-000	ELECTION SUPPLIES/EXPENSES	18,000.00	19,750.00	15,620.11	19,750.00	12,000.00	8,500.00	
100-0209-505-000	JANITORIAL SUPPLIES	900.00	800.00	397.17	800.00	850.00	850.00	
100-0210-505-000	MISCELLANEOUS SUPPLIES	1,400.00	1,250.00	707.43	1,250.00	1,500.00	1,500.00	
100-0213-505-000	OFFICE SUPPLIES	1,400.00	1,200.00	603.11	1,200.00	1,300.00	1,300.00	
100-0214-505-000	POSTAGE	1,100.00	1,100.00	633.74	1,100.00	1,100.00	1,100.00	
100-0215-505-000	PRINTING	600.00	1,800.00	1,563.63	1,800.00	600.00	600.00	
100-0295-505-000	SPECIAL EVENT SUPPLIES	10,000.00	8,500.00	7,645.45	8,500.00	10,000.00	8,000.00	
Subtotal:		33,400.00	34,400.00	27,170.64	34,400.00	27,350.00	21,850.00	
100-0320-505-000	LANDSCAPING MAINTENANCE	4,000.00	1,000.00	342.98	1,000.00	500.00	500.00	
Subtotal:		4,000.00	1,000.00	342.98	1,000.00	500.00	500.00	
100-0400-505-000	EQUIPMENT RENTAL	250.00	250.00	93.13	250.00	250.00	250.00	
100-0402-505-000	OFFICE EQUIPMENT MAINTENANCE	100.00	100.00		100.00	100.00	100.00	
Subtotal:		350.00	350.00	93.13	350.00	350.00	350.00	
100-0501-505-000	CODE BOOK UPDATE	6,000.00	6,000.00	643.00	6,000.00	1,500.00	1,500.00	
100-0510-505-000	ELECTRIC - STREET LIGHTS	37,000.00	35,000.00	27,901.36	35,000.00	35,000.00	35,000.00	
100-0511-505-000	ENGINEERING SERVICES	12,000.00	10,000.00	10,331.80	12,000.00	12,000.00	10,000.00	
100-0512-505-000	EQUIPMENT RENTAL-COPY MACHINE			59.00				
100-0523-505-000	LEGAL SERVICES	50,000.00	40,000.00	42,237.42	50,000.00	50,000.00	40,000.00	
100-0526-505-000	POSTAGE METER RENTAL	940.00	940.00	705.20	940.00	940.00	940.00	

Fund: 100 GENERAL FUND

Department: 505 ADMINISTRATION

Program: ADMINISTRATION

Period Ending: 7/2019

Account	Description	ADOPTED BUDGET	CURRENT BUDGET	YEAR TO DATE TOTAL	ESTIMATED 9/30/19	DEPT HEAD REQUEST	CITY MGR PROPOSED	COUNCIL APPROVED
100-0527-505-000	PUBLICATIONS	500.00	500.00	68.50	500.00	500.00	500.00	
100-0528-505-000	LEGAL NOTICES	6,000.00	5,000.00	4,492.00	6,000.00	6,000.00	6,000.00	
100-0530-505-000	JANITORIAL SERVICES	2,800.00	1,775.00	1,083.55	1,775.00	4,100.00	4,100.00	
100-0531-505-000	SCHOOLS/DUES	7,500.00	18,000.00	14,414.99	18,000.00	8,000.00	8,000.00	
100-0532-505-000	RECORDS MANAGEMENT	2,000.00	1,000.00	689.00	1,000.00	1,500.00	1,500.00	
100-0535-505-000	TELEPHONE	2,250.00	2,250.00	1,875.98	2,250.00	2,500.00	2,500.00	
100-0537-505-000	TRAVEL/LODGING	4,500.00	4,500.00	2,669.78	4,500.00	4,000.00	4,000.00	
100-0538-505-000	UTILITIES-ELECTRIC	11,000.00	9,750.00	7,029.90	9,750.00	10,500.00	10,500.00	
100-0546-505-000	UTILITIES-WTR/SWR	900.00	900.00	271.90	900.00	900.00	900.00	
100-0547-505-000	UTILITIES-GAS	675.00	675.00	460.16	650.00	675.00	675.00	
100-0551-505-000	CHAMBER MEMBERSHIP	10,000.00	10,000.00	8,340.00	10,000.00	5,000.00	5,000.00	
100-0597-505-000	HUMAN RESOURCE SERVICES	100.00	100.00	96.00	100.00	100.00	100.00	
100-0599-505-000	OTHER SERVICES	10,000.00	11,000.00	12,715.43	15,000.00	11,000.00	11,000.00	
Subtotal:		164,165.00	157,390.00	136,084.97	174,365.00	154,215.00	142,215.00	
100-0700-505-000	MINOR EQUIPMENT-OFFICE	1,000.00	650.00	297.29	650.00	750.00	750.00	
Subtotal:		1,000.00	650.00	297.29	650.00	750.00	750.00	
100-0800-505-000	BUILDING MAINTENANCE	7,000.00	6,000.00	4,604.49	6,000.00	7,000.00	7,000.00	
100-0811-505-000	BUILDING IMPROVEMENTS		25,000.00		25,000.00			
100-0819-505-000	LAND ACQUISITION		43,765.00	43,764.55	43,765.00			
100-0825-505-000	BUILDINGS		465,780.00	34,532.04	305,280.00			
Subtotal:		7,000.00	540,545.00	82,901.08	380,045.00	7,000.00	7,000.00	
100-0950-505-000	TRANSFER OUT - OTHER FUNDS	696,000.00	695,345.00		695,345.00			
Subtotal:		696,000.00	695,345.00		695,345.00			
Program number:	ADMINISTRATION	1,258,493.00	1,784,888.00	529,992.56	1,638,475.00	580,322.00	562,822.00	

**CITY OF LAKE WORTH
2019/2020 PROPOSED BUDGET
ADMINISTRATION-HR & RISK MGMT (DEPT 505-015)**

(DETAILED LINE ITEMS ARE ATTACHED FOR REVIEW AND DISCUSSION)

EXPENSE CATEGORY	2014/2015 ACTUAL	2015/2016 ACTUAL	2016/2017 ACTUAL	2017/2018 ACTUAL	2018/2019		2019/2020 PROPOSED
					CURRENT	ESTIMATED	
SALARIES (100 SERIES)	82,799	86,180	90,044	96,623	104,277	102,040	111,109
SUPPLIES (200 SERIES)	350	193	1,019	1,301	1,000	1,000	900
MAINTENANCE (400 SERIES)			25		150	150	150
SERVICES (500 SERIES)	42,932	43,683	44,310	52,019	56,221	56,221	50,800
MISCELLANEOUS (600 SERIES)							
EQUIPMENT (700 SERIES)							
CAPITAL (800 SERIES)							
TRANSFERS OUT (900 SERIES)							
TOTAL EXPENSES	126,081	130,056	135,398	149,943	161,648	159,411	162,959

Account	Description	ADOPTED BUDGET	CURRENT BUDGET	YEAR TO DATE TOTAL	ESTIMATED 9/30/19	DEPT HEAD REQUEST	CITY MGR PROPOSED	COUNCIL APPROVED
100-0100-505-015	SALARIES	74,733.00	73,229.00	58,984.80	73,229.00	77,123.00	77,123.00	
100-0102-505-015	INCRNTIVE PAY-LONGEVITY	756.00	756.00	756.00	756.00	828.00	828.00	
100-0108-505-015	FICA EXPENSE	4,806.00	4,567.00	3,619.46	4,567.00	4,962.00	4,962.00	
100-0109-505-015	MEDICARE EXPENSE	1,124.00	1,124.00	846.49	1,068.00	1,160.00	1,160.00	
100-0110-505-015	UNEMPLOYMENT TAX	171.00	171.00	9.00	18.00	171.00	171.00	
100-0111-505-015	TMRS EXPENSE	12,488.00	10,595.00	10,019.31	11,958.00	13,327.00	13,327.00	
100-0112-505-015	HMO EXPENSE	9,964.00	9,964.00	6,758.62	8,071.00	9,054.00	9,054.00	
100-0113-505-015	DENTAL BENEFITS	178.00	178.00	107.50	127.00	122.00	122.00	
100-0114-505-015	LIFE INSURANCE	111.00	111.00	76.08	101.00	108.00	108.00	
100-0115-505-015	WORKERS' COMPENSATION	187.00	189.00	143.97	189.00	216.00	216.00	
100-0116-505-015	OTHER BENEFITS	114.00	118.00	89.57	118.00	120.00	120.00	
100-0117-505-015	VISION INSURANCE	64.00	64.00	49.40	59.00	64.00	64.00	
100-0119-505-015	AUTO ALLOWANCE	600.00	600.00	500.00	600.00	600.00	600.00	
100-0122-505-015	HSA CONTRIBUTION		1,179.00	917.00	1,179.00	1,779.00	1,779.00	
100-0124-505-015	VACATION BUY BACK	1,432.00	1,432.00			1,475.00	1,475.00	
Subtotal:		106,728.00	104,277.00	82,877.20	102,040.00	111,109.00	111,109.00	
100-0210-505-015	MISCELLANEOUS	150.00	150.00	67.12	150.00	150.00	150.00	
100-0213-505-015	OFFICE SUPPLIES	100.00	100.00	29.51	100.00	100.00	100.00	
100-0214-505-015	POSTAGE	150.00	250.00	140.01	250.00	150.00	150.00	
100-0215-505-015	PRINTING	500.00	500.00	49.70	500.00	500.00	500.00	
Subtotal:		900.00	1,000.00	286.34	1,000.00	900.00	900.00	
100-0403-505-015	OTHER EQUIPMENT MAINTENANCE	150.00	150.00		150.00	150.00	150.00	
Subtotal:		150.00	150.00		150.00	150.00	150.00	
100-0517-505-015	INSURANCE DEDUCTIBLES	5,000.00	5,800.00	3,340.57	5,800.00	5,000.00	5,000.00	
100-0518-505-015	INSURANCE-BLDG & GEN LIABILITY	43,560.00	44,500.00	31,470.28	44,500.00	40,000.00	40,000.00	
100-0527-505-015	PUBLICATIONS	500.00	500.00		500.00	500.00	500.00	
100-0531-505-015	SCHOOL/DUES	5,000.00	3,000.00	2,175.20	3,000.00	3,000.00	3,000.00	
100-0535-505-015	TELEPHONE	800.00	800.00	638.96	800.00	800.00	800.00	
100-0537-505-015	TRAVEL/LODGING	1,000.00	500.00	67.72	500.00	500.00	500.00	
100-0599-505-015	OTHER SERVICES	1,000.00	1,121.00	1,120.13	1,121.00	1,000.00	1,000.00	
Subtotal:		56,860.00	56,221.00	38,812.86	56,221.00	50,800.00	50,800.00	
Program number: 15 HUMAN RESOURCE/RISK MANAGE		164,638.00	161,648.00	121,976.40	159,411.00	162,959.00	162,959.00	

TAB 16

FINANCE
MULTI-PURPOSE CENTER
LW AREA MUSEUM

**CITY OF LAKE WORTH
2019/2020 PROPOSED BUDGET
ADMINISTRATION-FINANCE (DEPT 505-010)**

(DETAILED LINE ITEMS ARE ATTACHED FOR REVIEW AND DISCUSSION)

EXPENSE CATEGORY	2014/2015 ACTUAL	2015/2016 ACTUAL	2016/2017 ACTUAL	2017/2018 ACTUAL	2018/2019		2019/2020 PROPOSED
					CURRENT	ESTIMATED	
SALARIES (100 SERIES)	252,542	245,183	262,610	292,402	379,516	376,873	416,036
SUPPLIES (200 SERIES)	616	635	956	1,038	1,500	1,500	1,600
MAINTENANCE (400 SERIES)							
SERVICES (500 SERIES)	43,099	46,961	44,024	53,282	59,800	60,000	67,150
MISCELLANEOUS (600 SERIES)	1,500	1,500	1,500	2,500	2,500	2,500	2,500
EQUIPMENT (700 SERIES)		397	25	80	400	400	700
CAPITAL (800 SERIES)							
TRANSFERS OUT (900 SERIES)							
TOTAL EXPENSES	297,757	294,676	309,115	349,302	443,716	441,273	487,986

Account	Description	ADOPTED BUDGET	CURRENT BUDGET	YEAR TO DATE TOTAL	ESTIMATED 9/30/19	DEPT HEAD REQUEST	CITY MGR PROPOSED	COUNCIL APPROVED
100-0100-505-010	SALARIES	267,025.00	261,688.00	209,284.22	261,688.00	283,452.00	283,452.00	
100-0101-505-010	OVERTIME		3,463.00	3,469.41	3,500.00	600.00	600.00	
100-0102-505-010	INCENTIVE PAY-LONGEVITY	2,250.00		3,714.00	3,714.00	5,094.00	5,094.00	
100-0108-505-010	FICA EXPENSE	17,094.00	16,659.00	13,003.49	16,659.00	18,616.00	18,616.00	
100-0109-505-010	MEDICARE EXPENSE	3,998.00	3,998.00	3,041.14	3,896.00	4,354.00	4,354.00	
100-0110-505-010	UNEMPLOYMENT TAX	684.00	63.00	36.00	63.00	684.00	684.00	
100-0111-505-010	TMRS EXPENSE	44,413.00	43,919.00	36,808.84	43,919.00	50,005.00	50,005.00	
100-0112-505-010	HMO EXPENSE	44,901.00	34,519.00	26,262.07	32,000.00	36,090.00	36,090.00	
100-0113-505-010	DENTAL BENEFITS	710.00	383.00	323.22	383.00	488.00	488.00	
100-0114-505-010	LIFE INSURANCE	443.00	443.00	295.50	408.00	433.00	433.00	
100-0115-505-010	WORKERS' COMPENSATION	665.00	665.00	499.67	655.00	811.00	811.00	
100-0116-505-010	OTHER BENEFITS	456.00	480.00	358.19	480.00	480.00	480.00	
100-0117-505-010	VISION INSURANCE	255.00	255.00	197.38	241.00	255.00	255.00	
100-0118-505-010	CERTIFICATION PAY	1,200.00	763.00	612.50	763.00	900.00	900.00	
100-0119-505-010	AUTO ALLOWANCE	3,000.00	3,000.00	2,500.00	3,000.00	5,400.00	5,400.00	
100-0122-505-010	HSA CONTRIBUTION	1,527.00	2,295.00	1,771.00	2,295.00	3,558.00	3,558.00	
100-0124-505-010	VACATION BUY BACK	2,231.00	3,209.00	3,209.09	3,209.00	4,816.00	4,816.00	
Subtotal:		390,852.00	379,516.00	305,385.72	376,873.00	416,036.00	416,036.00	
100-0210-505-010	MISCELLANEOUS	400.00	300.00	151.94	300.00	400.00	400.00	
100-0213-505-010	OFFICE SUPPLIES	600.00	800.00	752.15	800.00	800.00	800.00	
100-0214-505-010	POSTAGE	100.00	150.00	101.03	150.00	150.00	150.00	
100-0215-505-010	PRINTING	150.00	250.00	216.05	250.00	250.00	250.00	
Subtotal:		1,250.00	1,500.00	1,221.17	1,500.00	1,600.00	1,600.00	
100-0500-505-010	AUDIT SERVICES	30,000.00	30,825.00	24,210.00	30,825.00	33,000.00	33,000.00	
100-0513-505-010	FILING FEES - COUNTY CLERK					150.00	150.00	
100-0531-505-010	SCHOOL/DUES	1,500.00	2,000.00	1,612.80	2,000.00	3,000.00	3,000.00	
100-0533-505-010	APPRAISAL CHARGES	12,000.00	11,115.00	11,114.79	11,115.00	12,500.00	12,500.00	
100-0534-505-010	COLLECTION FEES	14,000.00	12,560.00	12,559.68	12,560.00	12,650.00	12,650.00	
100-0535-505-010	TELEPHONE	500.00	600.00	527.71	600.00	600.00	600.00	
100-0537-505-010	TRAVEL/LODGING	1,000.00	2,500.00	2,003.25	2,500.00	5,000.00	5,000.00	
100-0597-505-010	HUMAN RESOURCE SERVICES	100.00	100.00		100.00	100.00	100.00	
100-0599-505-010	OTHER SERVICES	100.00	100.00	234.59	300.00	150.00	150.00	
Subtotal:		59,200.00	59,800.00	52,262.82	60,000.00	67,150.00	67,150.00	
100-0620-505-010	CONTINUING DISCLOSURE	2,500.00	2,500.00	2,500.00	2,500.00	2,500.00	2,500.00	
Subtotal:		2,500.00	2,500.00	2,500.00	2,500.00	2,500.00	2,500.00	
100-0700-505-010	MINOR EQUIPMENT-OFFICE	500.00	400.00	394.43	400.00	700.00	700.00	

Fund: 100 GENERAL FUND

Department: 505 ADMINISTRATION

Program: 10 FINANCE

Period Ending: 7/2019

Account	Description	ADOPTED BUDGET	CURRENT BUDGET	YEAR TO DATE TOTAL	ESTIMATED 9/30/19	DEPT HEAD REQUEST	CITY MGR PROPOSED	COUNCIL APPROVED
Subtotal:		500.00	400.00	394.43	400.00	700.00	700.00	
Program number:	10 FINANCE	454,302.00	443,716.00	361,764.14	441,273.00	487,986.00	487,986.00	

**CITY OF LAKE WORTH
2019/2020 PROPOSED BUDGET
ADMINISTRATION-MULTI-PURPOSE CENTER (DEPT 505-025)**

(DETAILED LINE ITEMS ARE ATTACHED FOR REVIEW AND DISCUSSION)

EXPENSE CATEGORY	2014/2015 ACTUAL	2015/2016 ACTUAL	2016/2017 ACTUAL	2017/2018 ACTUAL	2018/2019		2019/2020 PROPOSED
					CURRENT	ESTIMATED	
SALARIES (100 SERIES)							
SUPPLIES (200 SERIES)	385	408	317	265	375	350	475
MAINTENANCE (300 & 400 SERIES)	366	531	793	616	1,100	1,394	1,200
SERVICES (500 SERIES)	8,433	8,556	9,171	9,978	8,700	8,700	9,700
MISCELLANEOUS (600 SERIES)							
EQUIPMENT (700 SERIES)	119	530		3,044	300	300	9,000
CAPITAL (800 SERIES)	20,124	2,374	9,847	2,905	19,000	20,500	6,000
TRANSFERS OUT (900 SERIES)							
TOTAL EXPENSES	29,427	12,399	20,128	16,808	29,475	31,244	26,375

Account	Description	ADOPTED BUDGET	CURRENT BUDGET	YEAR TO DATE TOTAL	ESTIMATED 9/30/19	DEPT HEAD REQUEST	CITY MGR PROPOSED	COUNCIL APPROVED
100-0209-505-025	JANITORIAL SUPPLIES	400.00	300.00	118.15	300.00	400.00	400.00	
100-0210-505-025	MISCELLANEOUS SUPPLIES	75.00	75.00		50.00	75.00	75.00	
	Subtotal:	475.00	375.00	118.15	350.00	475.00	475.00	
100-0320-505-025	LANDSCAPING MAINTENANCE	1,350.00	750.00	214.86	750.00	500.00	500.00	
	Subtotal:	1,350.00	750.00	214.86	750.00	500.00	500.00	
100-0400-505-025	EQUIPMENT RENTAL	200.00	200.00	493.51	494.00	200.00	200.00	
100-0403-505-025	EQUIPMENT MAINTENANCE	300.00	150.00		150.00	500.00	500.00	
	Subtotal:	500.00	350.00	493.51	644.00	700.00	700.00	
100-0530-505-025	JANITORIAL SERVICES	5,800.00	4,500.00	2,489.07	4,500.00	5,500.00	5,500.00	
100-0538-505-025	UTILITIES-ELECTRIC	2,500.00	2,500.00	1,721.70	2,500.00	2,500.00	2,500.00	
100-0546-505-025	UTILITIES-WTR/SWR	1,000.00	1,000.00	461.35	1,000.00	1,000.00	1,000.00	
100-0547-505-025	UTILITIES-GAS	600.00	600.00	405.83	600.00	600.00	600.00	
100-0599-505-025	OTHER SERVICES	100.00	100.00		100.00	100.00	100.00	
	Subtotal:	10,000.00	8,700.00	5,077.95	8,700.00	9,700.00	9,700.00	
100-0702-505-025	MINOR EQUIPMENT	400.00	300.00	151.50	300.00	9,000.00	9,000.00	
	Subtotal:	400.00	300.00	151.50	300.00	9,000.00	9,000.00	
100-0800-505-025	BUILDING MAINTENANCE	5,000.00	4,000.00	4,890.79	5,500.00	6,000.00	4,000.00	
100-0811-505-025	BUILDING IMPROVEMENTS	15,000.00	15,000.00		15,000.00	2,000.00	2,000.00	
	Subtotal:	20,000.00	19,000.00	4,890.79	20,500.00	8,000.00	6,000.00	
Program number:	25 MULTI-PURPOSE CENTER	32,725.00	29,475.00	10,946.76	31,244.00	28,375.00	26,375.00	

**CITY OF LAKE WORTH
2019/2020 PROPOSED BUDGET
ADMINISTRATION-LW AREA MUSEUM (DEPT 505-040)**

(DETAILED LINE ITEMS ARE ATTACHED FOR REVIEW AND DISCUSSION)

EXPENSE CATEGORY	2014/2015 ACTUAL	2015/2016 ACTUAL	2016/2017 ACTUAL	2017/2018 ACTUAL	2018/2019		2019/2020 PROPOSED
					CURRENT	ESTIMATED	
SALARIES (100 SERIES)							
SUPPLIES (200 SERIES)	33				50	50	50
MAINTENANCE (300 & 400 SERIES)	66		68	43	150	150	200
SERVICES (500 SERIES)	3,045	2,981	3,816	1,900	2,350	2,500	2,425
MISCELLANEOUS (600 SERIES)				17			
EQUIPMENT (700 SERIES)							
CAPITAL (800 SERIES)	174	301	4,093	3,342	3,000	3,000	3,000
TRANSFERS OUT (900 SERIES)							
TOTAL EXPENSES	3,318	3,282	7,977	5,302	5,550	5,700	5,675

LW Area Museum was part of the Economic Development Corporation budget through December 2017. Data from EDC budgets are included in the amounts shown above.

Fund: 100 GENERAL FUND

Department: 505 ADMINISTRATION

Program: 40 LAKE WORTH AREA MUSEUM

Period Ending: 7/2019

Account	Description	ADOPTED BUDGET	CURRENT BUDGET	YEAR TO DATE TOTAL	ESTIMATED 9/30/19	DEPT HEAD REQUEST	CITY MGR PROPOSED	COUNCIL APPROVED
100-0210-505-040	MISCELLANEOUS SUPPLIES	100.00	50.00		50.00	50.00	50.00	
	Subtotal:	100.00	50.00		50.00	50.00	50.00	
100-0320-505-040	LANDSCAPING MAINTENANCE	100.00	100.00		100.00	100.00	100.00	
	Subtotal:	100.00	100.00		100.00	100.00	100.00	
100-0400-505-040	EQUIPMENT RENTAL		50.00	49.50	50.00	100.00	100.00	
	Subtotal:		50.00	49.50	50.00	100.00	100.00	
100-0512-505-040	ALARM SYSTEM SERVICE CHARGES	450.00	650.00	725.42	800.00	775.00	775.00	
100-0518-505-040	INSURANCE-BLDG & GEN LIABILITY	525.00	575.00	383.86	575.00	500.00	500.00	
100-0538-505-040	UTILITIES-ELECTRIC	900.00	900.00	573.90	900.00	900.00	900.00	
100-0546-505-040	UTILITIES-WTR/SWR	75.00	50.00	33.21	50.00	75.00	75.00	
100-0547-505-040	UTILITIES-GAS	150.00	175.00	135.28	175.00	175.00	175.00	
	Subtotal:	2,100.00	2,350.00	1,851.67	2,500.00	2,425.00	2,425.00	
100-0800-505-040	BUILDING MAINTENANCE	3,000.00	3,000.00	199.90	3,000.00	3,000.00	3,000.00	
	Subtotal:	3,000.00	3,000.00	199.90	3,000.00	3,000.00	3,000.00	
	Program number: 40 LAKE WORTH AREA MUSEUM	5,300.00	5,550.00	2,101.07	5,700.00	5,675.00	5,675.00	
	Department number: ADMINISTRATION	1,915,458.00	2,425,277.00	1,026,780.93	2,276,103.00	1,265,317.00	1,245,817.00	

TAB 17

WATER SEWER FUND
ADMINISTRATION
DEBT

**CITY OF LAKE WORTH
2019/2020 PROPOSED BUDGET
ADMINISTRATION (DEPT 505)**

(DETAILED LINE ITEMS ARE ATTACHED FOR REVIEW AND DISCUSSION)

EXPENSE CATEGORY	2014/2015 ACTUAL	2015/2016 ACTUAL	2016/2017 ACTUAL	2017/2018 ACTUAL	2018/2019		2019/2020 PROPOSED
					CURRENT	ESTIMATED	
SALARIES (100 SERIES)	53,488	55,683	57,745	61,782	70,218	60,987	58,991
GASB 68 TOTALS (100 SERIES)	(32,359)	(28,013)	(28,925)	(50,122)			
SUPPLIES (200 SERIES)	16,362	16,176	16,430	15,653	17,150	17,050	17,950
MAINTENANCE (300 & 400 SERIES)	5,356	3,892	3,609	5,480	6,500	6,500	7,850
SERVICES (500 SERIES)	67,524	66,073	75,505	70,169	76,890	77,065	81,615
MISCELLANEOUS (600 SERIES)	3,642	4,037	(2,955)	2,329	4,000	3,900	4,000
EQUIP/INTEREST (700 SERIES)	36,821	27,625	16,391	8,134	3,064	3,157	750
CAPITAL/DEBT (800 SERIES)					149,700	149,700	14,000
TRNS OUT/DEPREC (900 SERIES)	678,544	696,016	720,896	187,035	193,006	193,006	113,590
TOTAL EXPENSES	829,378	841,489	858,696	300,460	520,528	511,365	298,746

Account	Description	ADOPTED BUDGET	CURRENT BUDGET	YEAR TO DATE TOTAL	ESTIMATED 9/30/19	DEPT HEAD REQUEST	CITY MGR PROPOSED	COUNCIL APPROVED
200-0100-505-000	SALARIES	44,621.00	44,621.00	32,824.06	39,727.00	37,342.00	37,342.00	
200-0101-505-000	OVERTIME	300.00	300.00	51.00	300.00	300.00	300.00	
200-0102-505-000	INCENTIVE PAY-LONGEVITY	1,038.00	1,038.00	1,038.00	1,038.00	246.00	246.00	
200-0108-505-000	FICA EXPENSE	2,921.00	2,921.00	2,024.60	2,520.00	2,368.00	2,368.00	
200-0109-505-000	MEDICARE EXPENSE	683.00	683.00	473.50	589.00	554.00	554.00	
200-0110-505-000	UNEMPLOYMENT TAX	171.00	171.00	10.09	18.00	171.00	171.00	
200-0111-505-000	TMRs EXPENSE	7,589.00	7,589.00	5,631.43	6,600.00	6,360.00	6,360.00	
200-0112-505-000	HMO EXPENSE	9,964.00	9,964.00	6,644.51	8,309.00	9,054.00	9,054.00	
200-0113-505-000	DENTAL BENEFITS	178.00	178.00	105.43	129.00	122.00	122.00	
200-0114-505-000	LIFE INSURANCE	111.00	111.00	76.08	110.00	108.00	108.00	
200-0115-505-000	WORKERS' COMPENSATION	114.00	117.00	84.70	117.00	103.00	103.00	
200-0116-505-000	OTHER BENEFITS	114.00	127.00	89.57	127.00	120.00	120.00	
200-0117-505-000	VISION INSURANCE	64.00	64.00	48.60	61.00	64.00	64.00	
200-0118-505-000	CERTIFICATION PAY	300.00	300.00	150.00	163.00	300.00	300.00	
200-0122-505-000	HSA CONTRIBUTION		1,179.00	917.00	1,179.00	1,779.00	1,779.00	
200-0124-505-000	VACATION BUY BACK	855.00	855.00					
Subtotal:		69,023.00	70,218.00	50,168.57	60,987.00	58,991.00	58,991.00	
200-0209-505-000	JANITORIAL SUPPLIES	900.00	800.00	397.12	800.00	850.00	850.00	
200-0210-505-000	MISCELLANEOUS SUPPLIES	1,400.00	1,250.00	653.94	1,150.00	1,500.00	1,500.00	
200-0213-505-000	OFFICE SUPPLIES	1,400.00	1,300.00	449.50	1,300.00	1,300.00	1,300.00	
200-0214-505-000	POSTAGE	12,500.00	12,500.00	8,720.89	12,500.00	13,000.00	13,000.00	
200-0215-505-000	PRINTING	1,200.00	1,300.00	1,228.60	1,300.00	1,300.00	1,300.00	
Subtotal:		17,400.00	17,150.00	11,450.05	17,050.00	17,950.00	17,950.00	
200-0300-505-000	BUILDING MAINTENANCE	7,000.00	6,000.00	4,360.33	6,000.00	7,000.00	7,000.00	
200-0320-505-000	LANDSCAPING MAINTENANCE	150.00	150.00	70.98	150.00	500.00	500.00	
Subtotal:		7,150.00	6,150.00	4,431.31	6,150.00	7,500.00	7,500.00	
200-0400-505-000	EQUIPMENT RENTAL	250.00	250.00	93.14	250.00	250.00	250.00	
200-0402-505-000	OFFICE EQUIPMENT MAINTENANCE	100.00	100.00		100.00	100.00	100.00	
Subtotal:		350.00	350.00	93.14	350.00	350.00	350.00	
200-0500-505-000	AUDIT SERVICES	20,000.00	20,550.00	16,140.00	20,550.00	25,000.00	25,000.00	
200-0501-505-000	CODE BOOK UPDATE	3,000.00	3,000.00	643.00	3,000.00	1,500.00	1,500.00	
200-0511-505-000	ENGINEERING	3,000.00	3,000.00	925.00	3,000.00	3,000.00	3,000.00	
200-0517-505-000	INSURANCE DEDUCTIBLES	1,000.00	1,000.00		1,000.00	1,000.00	1,000.00	
200-0518-505-000	GENERAL INSURANCE	8,665.00	8,300.00	5,625.66	8,300.00	6,400.00	6,400.00	
200-0523-505-000	LEGAL SERVICES	8,000.00	5,000.00	1,237.89	5,000.00	5,000.00	5,000.00	
200-0526-505-000	POSTAGE METER RENTAL	940.00	940.00	705.19	940.00	940.00	940.00	

BUDGET WORKSHEET

18:27 07/29/19

Fund: 200 WATER WORKS

Department: 505 ADMINISTRATION

Program:

Period Ending: 7/2019

Account	Description	ADOPTED BUDGET	CURRENT BUDGET	YEAR TO DATE TOTAL	ESTIMATED 9/30/19	DEPT HEAD REQUEST	CITY MGR PROPOSED	COUNCIL APPROVED
200-0527-505-000	PUBLICATIONS	300.00	300.00	206.23	300.00	600.00	600.00	
200-0528-505-000	LEGAL NOTICES	1,000.00	1,000.00	761.00	1,000.00	1,000.00	1,000.00	
200-0530-505-000	JANITORIAL SERVICES	2,800.00	1,775.00	1,083.54	1,775.00	4,100.00	4,100.00	
200-0531-505-000	SCHOOLS/DUES	5,000.00	6,500.00	6,123.37	6,500.00	6,000.00	6,000.00	
200-0532-505-000	RECORDS MANAGEMENT	2,000.00	1,000.00	689.00	1,000.00	1,500.00	1,500.00	
200-0535-505-000	TELEPHONE	3,750.00	3,000.00	2,632.47	3,000.00	3,500.00	3,500.00	
200-0537-505-000	TRAVEL/LODGING	3,000.00	3,000.00	427.03	3,000.00	3,000.00	3,000.00	
200-0538-505-000	UTILITIES-ELECTRIC	11,000.00	9,750.00	6,937.29	9,750.00	10,500.00	10,500.00	
200-0546-505-000	UTILITIES-WTR/SWR	900.00	900.00	271.91	900.00	900.00	900.00	
200-0547-505-000	UTILITIES-GAS	675.00	675.00	460.18	650.00	675.00	675.00	
200-0597-505-000	HUMAN RESOURCE SERVICES	100.00	100.00		100.00	100.00	100.00	
200-0598-505-000	BILLING SERVICES	4,100.00	4,100.00	2,803.05	4,000.00	3,900.00	3,900.00	
200-0599-505-000	OTHER SERVICES	3,000.00	3,000.00	3,119.06	3,300.00	3,000.00	3,000.00	
Subtotal:		82,230.00	76,890.00	50,790.87	77,065.00	81,615.00	81,615.00	
200-0601-505-000	BAD DEBTS	3,000.00	3,000.00		2,900.00	3,000.00	3,000.00	
200-0620-505-000	CONTINUING DISCLOSURE	1,000.00	1,000.00	1,000.00	1,000.00	1,000.00	1,000.00	
Subtotal:		4,000.00	4,000.00	1,000.00	3,900.00	4,000.00	4,000.00	
200-0700-505-000	MINOR EQUIPMENT-OFFICE	200.00	350.00	442.52	443.00	750.00	750.00	
200-0706-505-000	2009 RFNDG INTEREST (97A&B)	2,714.00	2,714.00	2,714.00	2,714.00			
Subtotal:		2,914.00	3,064.00	3,156.52	3,157.00	750.00	750.00	
200-0822-505-000	2009 RFNDG PRINCIPLE (97A&B)	135,700.00	135,700.00	135,700.00	135,700.00			
200-0823-505-000	2009 TWDB PRINCIPLE	14,000.00	14,000.00	14,000.00	14,000.00	14,000.00	14,000.00	
Subtotal:		149,700.00	149,700.00	149,700.00	149,700.00	14,000.00	14,000.00	
200-0903-505-000	TRNS OUT-DS 2011 SERIES	98,550.00	98,550.00		98,550.00	100,850.00	100,850.00	
200-0904-505-000	TRNS OUT-DS 2009 SERIES	81,243.00	81,243.00		81,243.00			
200-0951-505-000	TRANSFER OUT-IT SUPPORT	13,213.00	13,213.00		13,213.00	12,740.00	12,740.00	
Subtotal:		193,006.00	193,006.00		193,006.00	113,590.00	113,590.00	
Program number:		525,773.00	520,528.00	270,790.46	511,365.00	298,746.00	298,746.00	
Department number: ADMINISTRATION		525,773.00	520,528.00	270,790.46	511,365.00	298,746.00	298,746.00	

**City of Lake Worth
Water/Sewer Fund
Current & Future Net Debt Payments**

FYE	Rev Bonds TWDB	2009 Rfndg (1999 Issue)	2011 Rfndg (2001 Issue)	TOTAL
2020	14,000		100,850	114,850
2021	15,000		103,000	118,000
2022	15,000			15,000
2023	15,000			15,000
2024	15,000			15,000
2025	15,000			15,000
2026	15,000			15,000
2027	15,000			15,000
2028	15,000			15,000
2029	15,000			15,000
2030	15,000			15,000

**Schedule of Debt Payments
2019/2020 Proposed Budget
Total Debt Issued \$290,000
(Federal Funding)**

Budget Year	Principal	Budget Year	Principal
2011	14,000	2021	15,000
2012	14,000	2022	15,000
2013	14,000	2023	15,000
2014	14,000	2024	15,000
2015	14,000	2025	15,000
2016	14,000	2026	15,000
2017	14,000	2027	15,000
2018	14,000	2028	15,000
2019	14,000	2029	15,000
2020	14,000	2030	15,000
TOTAL			290,000

Budgeting for Fiscal Year End September 30, 2020

200 823 505 14,000

**City of Lake Worth
2019/2020 Proposed Budget
2011 Refunding GO's
Refunding 2001 CO Debt
Total Debt Issued \$2,675,000**

Budget Year	2011 Refunding Total		DS Funded		WS Funded		EDC Funded	
	Principle	Interest	Principle	Interest	Principle	Interest	Principle	Interest
2011	45,000	15,973	15,000	5,324	15,000	5,324	15,000	5,324
2012	190,000	66,750	30,000	22,550	80,000	22,100	80,000	22,100
2013	245,000	62,950	85,000	21,950	80,000	20,500	80,000	20,500
2014	260,000	58,050	90,000	20,250	85,000	18,900	85,000	18,900
2015	260,000	52,850	90,000	18,450	85,000	17,200	85,000	17,200
2016	260,000	47,650	90,000	16,650	85,000	15,500	85,000	15,500
2017	265,000	42,450	95,000	14,850	85,000	13,800	85,000	13,800
2018	275,000	34,500	95,000	12,000	90,000	11,250	90,000	11,250
2019	280,000	26,250	100,000	9,150	90,000	8,550	90,000	8,550
2020	290,000	17,850	100,000	6,150	95,000	5,850	95,000	5,850
2021	305,000	9,150	105,000	3,150	100,000	3,000	100,000	3,000
Totals	2,675,000	434,423	895,000	150,474	890,000	141,974	890,000	141,974

Budgeting for Fiscal Year End
September 30, 2020

200 903 505

100,850

TAB 18

DEBT SERVICE FUND
DEBT SCHEDULES

**CITY OF LAKE WORTH
2019/2020 PROPOSED BUDGET
DEBT SERVICE (FUND 300)**

(DETAILED LINE ITEMS ARE ATTACHED FOR REVIEW AND DISCUSSION)

EXPENSE CATEGORY	2014/2015 ACTUAL	2015/2016 ACTUAL	2016/2017 ACTUAL	2017/2018 ACTUAL	2018/2019		2019/2020 PROPOSED
					CURRENT	ESTIMATED	
REVENUE	(1,764,632)	(1,809,008)	(10,867,445)	(1,705,439)	(1,628,799)	(1,645,343)	(1,550,046)
USE OF PRIOR YR RESERVES					(51,000)	(13,458)	(55,000)
TOTAL REVENUES	(1,764,632)	(1,809,008)	(10,867,445)	(1,705,439)	(1,679,799)	(1,658,801)	(1,605,046)
EXPENDITURES:							
SERVICES (500 SERIES)	155	120	79	1,084	110	110	100
BOND ESCROW PYMTS			9,004,705				
BOND ISSUANCE COSTS			147,240				
LEASES							
2005 ISSUE							
2008 ISSUE	684,994	677,494	669,994	208,000			
2009 REFUNDING	330,169	330,642	331,884	160,596	162,486	162,486	
2011 REFUNDING	312,850	307,650	307,450	309,500	306,250	306,250	307,850
2014 REFUNDING	429,616	431,557	433,537	430,169	436,801	436,801	437,958
2017 REFUNDING				550,422	751,038	751,038	836,238
PAYING AGENT FEES	1,116	1,116	1,116	1,116	1,116	1,116	900
TOTAL EXPENDITURES	1,758,900	1,748,579	10,896,005	1,660,887	1,657,801	1,657,801	1,583,046
VARIANCE-(SURPLUS)/DEFICIT	(5,732)	(60,429)	28,560	(44,552)	(21,998)	(1,000)	(22,000)

Fund: 300 DEBT SERVICE FUND

Department:

Period Ending: 7/2019

Program:

Account	Description	ADOPTED BUDGET	CURRENT BUDGET	YEAR TO DATE TOTAL	ESTIMATED 9/30/19	DEPT HEAD REQUEST	CITY MGR PROPOSED	COUNCIL APPROVED
300-4000-000-000	CURRENT TAXES	1,175,356.00-	1,176,356.00-	1,176,685.14-	1,178,400.00-	1,168,360.00-	1,168,360.00-	
300-4001-000-000	DELINQUENT TAXES	10,000.00-	9,000.00-	16,563.82-	18,000.00-	12,000.00-	12,000.00-	
300-4004-000-000	PENALTY AND INTEREST	12,000.00-	12,000.00-	9,815.22-	11,000.00-	10,000.00-	10,000.00-	
Subtotal:		1,197,356.00-	1,197,356.00-	1,203,064.18-	1,207,400.00-	1,190,360.00-	1,190,360.00-	
300-4800-000-000	INVESTMENT INCOME	7,500.00-	7,500.00-	12,701.98-	14,000.00-	12,000.00-	12,000.00-	
Subtotal:		7,500.00-	7,500.00-	12,701.98-	14,000.00-	12,000.00-	12,000.00-	
300-4918-000-000	TRNS IN WS-2009 RFNDG (1999)	81,243.00-	81,243.00-		81,243.00-			
300-4924-000-000	TRNS IN-EDC 2011 REFUNDING	98,550.00-	98,550.00-		98,550.00-	100,850.00-	100,850.00-	
300-4925-000-000	TRNS IN-WS 2011 REFUNDING	98,550.00-	98,550.00-		98,550.00-	100,850.00-	100,850.00-	
300-4926-000-000	TRNS IN-EDC 2014 REFUNDING	145,600.00-	145,600.00-		145,600.00-	145,986.00-	145,986.00-	
300-4996-000-000	USE OF PRIOR YR RESTRICTED FB	51,000.00-	51,000.00-		13,458.00-	55,000.00-	55,000.00-	
Subtotal:		474,943.00-	474,943.00-		437,401.00-	402,686.00-	402,686.00-	
Program number:		1,679,799.00-	1,679,799.00-	1,215,766.16-	1,658,801.00-	1,605,046.00-	1,605,046.00-	
Department number:		1,679,799.00-	1,679,799.00-	1,215,766.16-	1,658,801.00-	1,605,046.00-	1,605,046.00-	
Revenues	Subtotal -----	1,679,799.00-	1,679,799.00-	1,215,766.16-	1,658,801.00-	1,605,046.00-	1,605,046.00-	

Fund: 300 DEBT SERVICE FUND

Department: 500 DEBT SERVICE

Program:

Period Ending: 7/2019

Account	Description	ADOPTED BUDGET	CURRENT BUDGET	YEAR TO DATE TOTAL	ESTIMATED 9/30/19	DEPT HEAD REQUEST	CITY MGR PROPOSED	COUNCIL APPROVED
300-0599-500-000	OTHER SERVICES	110.00	110.00	53.79	110.00	100.00	100.00	
	Subtotal:	110.00	110.00	53.79	110.00	100.00	100.00	
300-0854-500-000	SERIES 2009 RFNDG PRINCIPAL	159,300.00	159,300.00	159,300.00	159,300.00			
300-0855-500-000	SERIES 2009 RFNDG INTEREST	3,186.00	3,186.00	3,186.00	3,186.00			
300-0856-500-000	SERIES 2011 RFNDG PRINCIPAL	280,000.00	280,000.00		280,000.00	290,000.00	290,000.00	
300-0857-500-000	SERIES 2011 RFNDG INTEREST	26,250.00	26,250.00	13,125.00	26,250.00	17,850.00	17,850.00	
300-0858-500-000	SERIES 2014 RFNDG PRINCIPAL	370,000.00	370,000.00		370,000.00	380,000.00	380,000.00	
300-0859-500-000	SERIES 2014 RFNDG INTEREST	66,801.00	66,801.00	33,353.11	66,801.00	57,958.00	57,958.00	
300-0860-500-000	SERIES 2017 RFNDG PRINCIPAL	490,000.00	490,000.00	490,000.00	490,000.00	585,000.00	585,000.00	
300-0861-500-000	SERIES 2017 RFNDG INTEREST	261,038.00	261,038.00	261,037.50	261,038.00	251,238.00	251,238.00	
	Subtotal:	1,656,575.00	1,656,575.00	960,001.61	1,656,575.00	1,582,046.00	1,582,046.00	
300-0900-500-000	PAYING AGENT FEES	1,116.00	1,116.00	850.00	1,116.00	900.00	900.00	
	Subtotal:	1,116.00	1,116.00	850.00	1,116.00	900.00	900.00	
	Program number:	1,657,801.00	1,657,801.00	960,905.40	1,657,801.00	1,583,046.00	1,583,046.00	
	Department number: DEBT SERVICE	1,657,801.00	1,657,801.00	960,905.40	1,657,801.00	1,583,046.00	1,583,046.00	
	Expenditures Subtotal -----	1,657,801.00	1,657,801.00	960,905.40	1,657,801.00	1,583,046.00	1,583,046.00	
	Fund number: 300 DEBT SERVICE FUND	21,998.00-	21,998.00-	254,860.76-	1,000.00-	22,000.00-	22,000.00-	

**CITY OF LAKE WORTH
TAX SUPPORTED DEBT PAYMENTS
FOR FISCAL YEAR END 09/30/2020**

Debt Issue	Pymt Amt	Trns In/Rev	Net DS
2011 Refunding GO	307,850	(201,700)	106,150
2014 Refunding GO	437,958	(145,986)	291,972
2017 Refunding GO	836,238		836,238
Paying Agent Fees	900		900
Bank Fees	100		100
Interest Income		(12,000)	(12,000)
Use of Fund Balance		(55,000)	(55,000)
Total	1,583,045	(414,686)	1,168,359

**DEBT SERVICE ESTIMATED
FUND BALANCE AS OF 09/30/19**

Fund Balance as of 09/30/18	97,824
FYE 09/19 Estimated Surplus/(Deficit)	<u>(13,458)</u>
Estimated Fund Balance as of 09/30/19	<u><u>84,366</u></u>

CITY OF LAKE WORTH
SCHEDULE OF DEBT PAYMENTS BY FISCAL YEAR
CERTIFICATES OF OBLIGATION & GENERAL OBLIGATION DEBT

(INDIVIDUAL DEBT SCHEDULES WITH BUDGETING DETAILS ARE ATTACHED)

Fiscal Yr End	2014 Refunding		2008 Issue		2017 Refunding		2009 Refunding (1)		2011 Refunding		Total
	Principal	Interest	Principal	Interest			Principal	Interest	Principal	Interest	
2006											0
2007											0
2008											0
2009				279,106							279,106
2010				512,644			248,400	87,355			848,399
2011			210,000	768,966			261,900	75,668			1,316,534
2012			210,000	505,819			270,000	69,120	190,000	66,750	1,311,689
2013			200,000	498,994			275,400	62,370	245,000	62,950	1,344,714
2014	65,000	17,713	200,000	491,994			283,500	54,108	260,000	58,050	1,430,365
2015	330,000	99,663	200,000	484,994			288,900	45,603	260,000	52,850	1,762,010
2016	340,000	91,776	200,000	477,494			299,700	36,936	260,000	47,650	1,753,556
2017	350,000	83,650	200,000	469,994			313,200	24,948	265,000	42,450	1,749,242
2018	355,000	75,285	200,000	8,000	275,000	275,422	151,200	12,420	275,000	34,500	1,661,827
2019	370,000	66,801			490,000	261,038	159,300	6,372	280,000	26,250	1,659,761
2020	380,000	57,958			585,000	251,238			290,000	17,850	1,582,046
2021	385,000	48,876			600,000	238,075			305,000	9,150	1,586,101
2022	400,000	39,674			720,000	223,075					1,382,749
2023	410,000	30,114			735,000	205,075					1,380,189
2024	420,000	20,315			755,000	186,700					1,382,015
2025	430,000	10,277			775,000	164,050					1,379,327
2026					1,100,000	140,800					1,240,800
2027					1,140,000	96,800					1,236,800
2028					1,185,000	51,200					1,236,200
2029					95,000	3,800					98,800
2030											0
2031											0
2032											0
2033											0
2034											0
Total	4,235,000	642,102	1,620,000	4,498,003	8,455,000	2,097,272	2,551,500	474,900	2,630,000	418,450	27,622,227

(1) Includes only the 1999 portion of the 2009 Refunding General Obligation Bonds and represents 54% of the total debt issue.

**City of Lake Worth
Schedule of Debt Payments
2014 Refunding GO's
Refunding 2005 CO Debt
Total Debt Issued \$4,235,000**

Budget Year	Principal	Interest	Total
2014	65,000	17,713	82,713
2015	330,000	99,663	429,663
2016	340,000	91,776	431,776
2017	350,000	83,650	433,650
2018	355,000	75,285	430,285
2019	370,000	66,801	436,801
2020	380,000	57,958	437,958
2021	385,000	48,876	433,876
2022	400,000	39,674	439,674
2023	410,000	30,114	440,114
2024	420,000	20,315	440,315
2025	430,000	10,277	440,277
			0
			0
			0
			0
			0
			0
			0
			0
			0
Totals	4,235,000	642,100	4,877,100

Budgeting for Fiscal Year End 09/30/20

300 858 500	380,000
300 859 500	57,958
300 4926	(145,986)
100 913 580	145,986

**City of Lake Worth
Schedule of Debt Payments
2017 Refunding GO's
Refunding 2008 CO Debt
Total Debt Issued \$8,455,000**

Budget Year	Principal	Interest	Total
2018	275,000	275,422	550,422
2019	490,000	261,038	751,038
2020	585,000	251,238	836,238
2021	600,000	238,075	838,075
2022	720,000	223,075	943,075
2023	735,000	205,075	940,075
2024	755,000	186,700	941,700
2025	775,000	164,050	939,050
2026	1,100,000	140,800	1,240,800
2027	1,140,000	96,800	1,236,800
2028	1,185,000	51,200	1,236,200
2029	95,000	3,800	98,800
Totals	8,455,000	2,097,272	10,552,272

Budgeting for Fiscal Year End 09/30/20

300 860 500	585,000
300 861 500	251,238

**City of Lake Worth
Schedule of Debt Payments
2011 Refunding GO's
Refunding 2001 CO Debt
Total Debt Issued \$2,675,000**

Budget Year	2011 Refunding Total		DS Funded		WS Funded		EDC Funded	
	Principle	Interest	Principle	Interest	Principle	Interest	Principle	Interest
2011	45,000	15,973	15,000	5,324	15,000	5,324	15,000	5,324
2012	190,000	66,750	30,000	22,550	80,000	22,100	80,000	22,100
2013	245,000	62,950	85,000	21,950	80,000	20,500	80,000	20,500
2014	260,000	58,050	90,000	20,250	85,000	18,900	85,000	18,900
2015	260,000	52,850	90,000	18,450	85,000	17,200	85,000	17,200
2016	260,000	47,650	90,000	16,650	85,000	15,500	85,000	15,500
2017	265,000	42,450	95,000	14,850	85,000	13,800	85,000	13,800
2018	275,000	34,500	95,000	12,000	90,000	11,250	90,000	11,250
2019	280,000	26,250	100,000	9,150	90,000	8,550	90,000	8,550
2020	290,000	17,850	100,000	6,150	95,000	5,850	95,000	5,850
2021	305,000	9,150	105,000	3,150	100,000	3,000	100,000	3,000
Totals	2,675,000	434,423	895,000	150,474	890,000	141,974	890,000	141,974

Budgeting for Fiscal Year End
September 30, 2020

300 856 500	290,000
300 857 500	17,850
300 4924	(100,850)
300 4925	(100,850)
100 912 580	100,850
200 903 505	100,850

TAB 19

TARRANT APPRAISAL
DISTRICT REPORTS
TAX RATE CALCULATION
WORKSHEETS

NOTICE OF 2019 TAX YEAR PROPOSED PROPERTY TAX RATE FOR LAKE WORTH

A tax rate of \$0.413577 per \$100 valuation has been proposed by the governing body of Lake Worth.

PROPOSED TAX RATE	\$0.413577 per \$100
PRECEDING YEAR'S TAX RATE	\$0.434806 per \$100
EFFECTIVE TAX RATE	\$0.413577 per \$100

The effective tax rate is the total tax rate needed to raise the same amount of property tax revenue for Lake Worth from the same properties in both the 2018 tax year and the 2019 tax year.

YOUR TAXES OWED UNDER ANY OF THE ABOVE RATES CAN BE CALCULATED AS
FOLLOWS:

$$\text{property tax amount} = (\text{rate}) \times (\text{taxable value of your property}) / 100$$

For assistance or detailed information about tax calculations, please contact:

Wendy Burgess
Tarrant County Tax Assessor-Collector
3805 Adam Grubb Lake Worth Texas 76135
(817)237-1211 x103
dwhitley@lakeworthtx.org
lakeworthtx.org

2019 Property Tax Rates in Lake Worth

This notice concerns the 2019 property tax rates for Lake Worth. It presents information about three tax rates. Last year's tax rate is the actual tax rate the taxing unit used to determine property taxes last year. This year's *effective* tax rate would impose the same total taxes as last year if you compare properties taxed in both years. This year's *rollback* tax rate is the highest tax rate the taxing unit can set before taxpayers start rollback procedures. In each case these rates are found by dividing the total amount of taxes by the tax base (the total value of taxable property) with adjustments as required by state law. The rates are given per \$100 of property value.

Last year's tax rate:

Last year's operating taxes	\$951,164
Last year's debt taxes	\$1,215,529
Last year's total taxes	\$2,166,693
Last year's tax base	\$498,312,581
Last year's total tax rate	\$0.434806/\$100

This year's effective tax rate:

Last year's adjusted taxes (after subtracting taxes on lost property)	\$2,159,806
÷ This year's adjusted tax base (after subtracting value of new property)	\$522,224,858
=This year's effective tax rate (Maximum rate unless unit publishes notices and holds hearings.)	\$0.413577/\$100

This year's rollback tax rate:

Last year's adjusted operating taxes (after subtracting taxes on lost property and adjusting for any transferred function, tax increment financing, state criminal justice mandate, and/or enhanced indigent healthcare expenditures)	\$947,060
÷ This year's adjusted tax base	\$522,224,858
=This year's effective operating rate	\$0.181351/\$100
x 1.08=this year's maximum operating rate	\$0.195859/\$100
+ This year's debt rate	\$0.221962/\$100
= This year's total rollback rate	\$0.417821/\$100

Statement of Increase/Decrease

If Lake Worth adopts a 2019 tax rate equal to the effective tax rate of \$0.413577 per \$100 of value, taxes would increase compared to 2018 taxes by \$10,279.

Schedule A - Unencumbered Fund Balance

The following estimated balances will be left in the unit's property tax accounts at the end of the fiscal year. These balances are not encumbered by a corresponding debt obligation.

Type of Property Tax Fund	Balance
Restricted Fund Balance-Debt Service	55,000

Schedule B - 2019 Debt Service

The unit plans to pay the following amounts for long-term debts that are secured by property taxes. These amounts will be paid from property tax revenues (or additional sales tax revenues, if applicable).

Description of Debt	Principal or Contract Payment to be Paid from Property Taxes	Interest to be Paid from Property Taxes	Other Amounts to be Paid	Total Payment
Series 2011 (Refunding)	290,000	17,850	435	308,285
Series 2014 (Refunding)	380,000	57,958	85	438,043
Series 2017 (Refunding)	585,000	251,238	480	836,718

Total required for 2019 debt service	\$1,583,046
- Amount (if any) paid from Schedule A	\$55,000
- Amount (if any) paid from other resources	\$359,686
- Excess collections last year	\$0
= Total to be paid from taxes in 2019	\$1,168,360
+ Amount added in anticipation that the unit will collect only 100.00% of its taxes in 2019	\$0
= Total debt levy	\$1,168,360



Jeff Law, Chief Appraiser

CITY OF LAKE WORTH 016

**Appraisal Roll Information Valuation Summary as of July 22, 2019
2019 Certified Property Information**

I, Jeff Law, Chief Appraiser for the Tarrant Appraisal District, to the best of my ability do solemnly swear that the attached is that portion of the appraisal roll for the Tarrant Appraisal District which lists property taxable by the above named entity and constitutes their Certified Appraisal Roll.

APPRAISED VALUE (Considers Value Caps) -----> \$ 655,514,971

Number of Accounts: 12,728

Absolute Exemptions	\$ 87,472,998
Cases before ARB – Appraised Value	\$ 37,998,911
Incompletes	\$ 17,287,344
Partial Exemptions	\$ 24,930,635
In Process	\$

NET TAXABLE VALUE -----> \$ 487,825,083

Appraised Value minus Absolute Exemption amount, minus Cases before ARB amount, minus Incompletes, minus Partial Exemptions, minus the In Process accounts equals the Net Taxable Value.

ESTIMATED NET TAXABLE VALUE -----> \$ 526,376,347

Including suggested values to be used for pending ARB accounts (see page two), Incompletes (see page three) and In Process accounts (see page four).

Jeff Law, Chief Appraiser



CITY OF LAKE WORTH 016

**Appraisal Roll Information Valuation Summary as of July 22, 2019
2019 Appraisal Review Board Information**

Section 25.01 (c) of the State Property Tax code directs the Chief Appraiser to prepare a list of all properties under protest with the Appraisal Review Board and pending disposition at the time of value roll certification.

The values below are from the ARB roll and are not included in the totals by the Chief Appraiser and represented on page 1 of this report.

\$ 37,998,911

Total appraised value of properties under protest.

\$ 37,948,691

Net taxable value of properties under protest.

\$ 26,564,084

Estimated minimum taxable value for the same properties.

This value should be added to the net taxable value on page one.



Jeff Law, Chief Appraiser

CITY OF LAKE WORTH 016

Appraisal Roll Information Valuation Summary as of July 22, 2019 2019 Incomplete Property Information

Section 26.01(d) of the State Property Tax Code directs the Chief Appraiser to prepare a list of all properties that are not on the appraisal roll and not included on the ARB roll.

The values below are from the incomplete property listing and are not included in the totals by the Chief Appraiser and represented on page 1 of this report.

The value of incomplete properties are subject to change and are also subject to appeal before the Appraisal Review Board.

\$ 17,287,344

Total appraised value of incomplete properties

\$ 17,124,543

Net taxable value of properties under of incomplete properties.

\$ 11,987,180

Estimated minimum taxable value for the same properties.

This value should be added to the net taxable value on page one



Tarrant Appraisal District
Jeff Law, Chief Appraiser

CITY OF LAKE WORTH 016

**Appraisal Roll Information Valuation Summary as of July 22, 2019
2019 In Process Property Information**

The values below are from In Process properties and are not included in the totals by the Chief Appraiser and represented on page 1 of this report.

\$

Total appraised value of In Process properties

\$

Estimated net taxable value of In Process properties.

This value should be added to the net taxable value on page one.



Tarrant Appraisal District
CITY OF LAKE WORTH 016
Totals for Roll Instance 000 - JULY ROLL
2019

Value Detail	Market	Appraised	Counts	Taxable
Real Estate Residential	252,620,842	215,068,992	1,994	189,800,129
Real Estate Commercial	358,583,450	358,583,450	366	272,303,481
Real Estate Industrial	0	0	0	0
Personal Property Commercial	77,358,269	77,358,269	509	76,607,717
Personal Property Industrial	27,163	27,163	2	27,163
Mineral Lease Properties	4,458,940	4,458,940	9,850	4,141,670
Agricultural Properties	1,203,622	18,157	7	18,157
Total Value	694,252,286	655,514,971	12,728	542,898,317
Pending Detail	Market	Appraised	Counts	Taxable
Cases Before ARB	38,094,480	37,998,911	80	37,948,691
Incomplete Accounts	17,287,344	17,287,344	206	17,124,543
In Process Accounts	0	0	0	0
Certified Value	638,870,462	600,228,716	12,442	487,825,083

Exemption Detail	Market	Exempt	Counts	Appraised
Absolute Public	65,476,979	65,476,979	133	65,476,979
Absolute Charitable	1,065,986	1,065,986	9	1,065,986
Absolute Miscellaneous	0	0	0	0
Absolute Religious & Private Schools	20,930,033	20,930,033	37	20,930,033
Indigent Housing	0	0	0	0
Nominal Value	80,886	80,886	1,993	80,886
Disabled Vet 10-29%	596,624	20,000	4	491,209
Disabled Vet 30-49%	1,025,272	37,500	5	976,191
Disabled Vet 50-69%	1,128,632	50,000	5	1,087,447
Disabled Vet 70-99%	6,350,031	456,000	38	4,831,082
Disabled Vet 100%	2,801,806	1,515,179	17	2,240,330
Surviving Spouse Disabled Vet 100%	492,350	279,091	3	403,091
Donated Disabled Vet	0	0	0	0
Surviving Spouse Donated Disabled Vet	0	0	0	0
Surviving Spouse KIA Armed Service Member	0	0	0	0
Transfer Base Value for SS Disable Vet	0	0	0	0
Inventory	0	0	0	0
Homestead State Mandated-General	0	0	0	0
Homestead State Mandated-Over 65	0	0	0	0
Homestead State Mandated-Disabled Person	0	0	0	0
Homestead Local Option-General	0	0	0	0
Homestead Local Option-Over 65	70,797,080	22,348,982	457	53,092,690
Homestead Local Option-Disabled Person	0	0	0	0
Solar & Wind Powered Devices	0	0	0	0
Pollution control	833,249	142,997	1	833,249
Community Housing Development	0	0	0	0
Abatements	0	0	0	0
Historic Sites	0	0	0	0
Foreign Trade Zone	0	0	0	0
Misc Personal Property (Vehicles, etc.)	801,109	0	0	801,109
Surviving Spouse of First Responder KLD	0	0	0	0
Transfer Base Value SS KIA Armed Service Member	0	0	0	0
Transfer Base Value SS of First Responder KLD	0	0	0	0
Total Exemptions		112,403,633	2,702	

Deferrals	Market	Deferred	Counts	Appraised
Ag Deferrals	1,189,222	1,185,465	7	3,757
Scenic Deferrals	0	0	0	0
Public Access Airports	0	0	0	0
Other Deferrals	0	0	0	0
Total Deferrals	1,189,222	1,185,465	7	3,757

New Exemptions	Market	Exempt	Counts	Appraised
Absolute Public	0	0	0	0
Absolute Charitable	0	0	0	0
Absolute Miscellaneous	0	0	0	0
Absolute Religious & Private Schools	763,275	763,275	3	763,275
Indigent Housing	0	0	0	0
Nominal Value	0	0	0	0
Disabled Vet 10-29%	0	0	0	0
Disabled Vet 30-49%	258,484	7,500	1	258,484
Disabled Vet 50-69%	503,402	20,000	2	478,770
Disabled Vet 70-99%	0	0	0	0
Disabled Vet 100%	0	0	0	0
Surviving Spouse Disabled Vet 100%	0	0	0	0
Donated Disabled Vet	0	0	0	0
Surviving Spouse Donated Disabled Vet	0	0	0	0
Surviving Spouse KIA Armed Service Member	0	0	0	0
Transfer Base Value for SS Disable Vet	0	0	0	0
Inventory	0	0	0	0
Homestead State Mandated-General	0	0	0	0
Homestead State Mandated-Over 65	0	0	0	0
Homestead State Mandated-Disabled Person	0	0	0	0
Homestead Local Option-General	0	0	0	0
Homestead Local Option-Over 65	1,974,885	650,000	13	1,714,789
Homestead Local Option-Disabled Person	0	0	0	0
Solar & Wind Powered Devices	0	0	0	0
Pollution control	0	142,997	1	833,249
Community Housing Development	0	0	0	0
Abatements	0	0	0	0
Historic Sites	0	0	0	0
Foreign Trade Zone	0	0	0	0
Misc Personal Property (Vehicles, etc.)	0	0	0	0
Surviving Spouse of First Responder KLD	0	0	0	0
Transfer Base Value SS KIA Armed Service Member	0	0	0	0
Transfer Base Value SS of First Responder KLD	0	0	0	0
Total New Exemptions		1,583,772	20	

New Construction	Market	New Value	Counts	Taxable
All Real Estate	4,201,489	2,961,743	14	4,151,489
New business in new improvement	0	0	0	0
Total New Construction	4,201,489	2,961,743	14	4,151,489
New Construction in Residential	2,465,647	1,743,257	13	2,415,647
New Construction in Commercial	1,735,842	1,218,486	1	1,735,842
	Market	Appraised	Counts	Taxable
Annexation	0	0	0	0
Deannexation	0	0	0	0

Tax Ceiling	Market	Taxable	Counts	Ceiling Amount
Over 65	0	0	0	0.00
Disable Person	0	0	0	0.00
Total Ceilings	0	0	0	0.00
New Over 65 Ceilings	0	0	0	0.00
New Disabled Person Ceilings	0	0	0	0.00
Capped Accounts	Market	Cap Loss	Counts	Appraised
Cap Total	153,011,620	37,456,281	1,005	115,555,339
New Cap this Year	20,309,998	2,430,293	106	17,879,705
All Exemptions by Group	Market	Exempt	Counts	Appraised
Residential	75,370,831	25,218,863	509	57,290,728
Commercial	87,557,972	86,867,720	129	87,557,972
Industrial	0	0	0	0
Mineral Lease	317,050	317,050	2,016	317,050
Agricultural	0	0	0	0
Exemption Total		112,403,633	2,654	
	Market	Exempt	Counts	Appraised
Prorated Absolute	763,275	763,275	6	763,275
Multi-Prorated Absolute	0	0	3	763,275
		Current Taxable	Counts	Appraised
Value Loss - 25.25(d)		0	0	0
	Average Market	Average Appraised	Counts	Average Taxable
Averages for Value Single Family	141,848	120,420	1,746	106,213



Entity Exemptions Report 2019 000 - JULY ROLL

016 CITY OF LAKE WORTH

Exemption Type	Certified Loss	Count	ARB Loss	Count	Incomplete Loss	Count	Total Loss	Count
Abatements	\$0	0	\$0	0	\$0	0	\$0	0
Absolute Charitable	\$1,065,986	9	\$0	0	\$162,302	2	\$1,228,288	11
Absolute Miscellaneous	\$0	0	\$0	0	\$0	0	\$0	0
Absolute Public	\$65,476,979	133	\$0	0	\$0	0	\$65,476,979	133
Absolute Religious & Private Schools	\$20,930,033	37	\$0	0	\$0	0	\$20,930,033	37
Community Housing Development	\$0	0	\$0	0	\$0	0	\$0	0
Disabled Vet 100%	\$1,515,179	17	\$0	0	\$0	0	\$1,515,179	17
Disabled Vet 10-29%	\$20,000	4	\$0	0	\$0	0	\$20,000	4
Disabled Vet 30-49%	\$37,500	5	\$0	0	\$0	0	\$37,500	5
Disabled Vet 50-69%	\$50,000	5	\$0	0	\$0	0	\$50,000	5
Disabled Vet 70-99%	\$456,000	38	\$0	0	\$0	0	\$456,000	38
Donated Disabled Vet	\$0	0	\$0	0	\$0	0	\$0	0
Foreign Trade Zone	\$0	0	\$0	0	\$0	0	\$0	0
Historic Sites	\$0	0	\$0	0	\$0	0	\$0	0
Homestead Local Option-Disabled Person	\$0	0	\$0	0	\$0	0	\$0	0
Homestead Local Option-General	\$0	0	\$0	0	\$0	0	\$0	0
Homestead Local Option-Over 65	\$22,348,982	457	\$50,000	1	\$0	0	\$22,398,982	458
Homestead State Mandated-Disabled Person	\$0	0	\$0	0	\$0	0	\$0	0
Homestead State Mandated-General	\$0	0	\$0	0	\$0	0	\$0	0
Homestead State Mandated-Over 65	\$0	0	\$0	0	\$0	0	\$0	0
Indigent Housing	\$0	0	\$0	0	\$0	0	\$0	0
Inventory	\$0	0	\$0	0	\$0	0	\$0	0
Misc Personal Property (Vehicles, etc.)	\$0	0	\$0	0	\$0	0	\$0	0
Nominal Value	\$80,886	1,993	\$220	2	\$499	1	\$81,605	1,996
Pollution control	\$142,997	1	\$0	0	\$0	0	\$142,997	1
Solar & Wind Powered Devices	\$0	0	\$0	0	\$0	0	\$0	0
Surviving Spouse Disabled Vet 100%	\$279,091	3	\$0	0	\$0	0	\$279,091	3
Surviving Spouse Donated Disabled Vet	\$0	0	\$0	0	\$0	0	\$0	0
Surviving Spouse KIA Armed Service Member	\$0	0	\$0	0	\$0	0	\$0	0
Surviving Spouse of First Responder KLD	\$0	0	\$0	0	\$0	0	\$0	0
Transfer Base Value for SS Disable Vet	\$0	0	\$0	0	\$0	0	\$0	0



Entity Exemptions Report 2019 000 - JULY ROLL

016 CITY OF LAKE WORTH

Exemption Type	Certified Loss	Count	ARB Loss	Count	Incomplete Loss	Count	Total Loss	Count
Transfer Base Value SS KIA Armed Service Member	\$0	0	\$0	0	\$0	0	\$0	0
Transfer Base Value SS of First Responder KLD	\$0	0	\$0	0	\$0	0	\$0	0
Subtotals ==>	\$112,403,633	2,702	\$50,220	3	\$162,801	3	\$112,616,654	2,708



Entity Exemptions Report 2019 000 - JULY ROLL

016 CITY OF LAKE WORTH

Exemption Type	Certified Loss	Count	ARB Loss	Count	Incomplete Loss	Count	Total Loss	Count
Prorated Absolute (included in above Absolute categories)	\$763,275	6	\$0	0	\$0	0	\$763,275	6

Deferral Type	Certified Loss	Count	ARB Loss	Count	Incomplete Loss	Count	Total Loss	Count
Ag Deferrals	\$1,185,465	7	\$0	0	\$0	0	\$1,185,465	7
Scenic Deferrals	\$0	0	\$0	0	\$0	0	\$0	0
Subtotals ==>	\$1,185,465	7	\$0	0	\$0	0	\$1,185,465	7

Entity Totals	
Total Appraised *	\$655,514,971
Absolute Exempt	\$87,472,998
Cases Before ARB	\$37,998,911
Incompletes	\$17,287,344
Partial Exemptions	\$24,930,635
In Process	\$0
Calculated Net Taxable Value	\$487,825,083
Total # of Accounts *	12,728

* Only includes totals from Agricultural Properties, Mineral Lease Properties, Personal Property Commercial, Personal Property Industrial, Real Estate Commercial, Real Estate Industrial, and Real Estate Residential.



Current Use Code Report - Certified
Entity: 016 CITY OF LAKE WORTH

Category	Roll Status	# of Accts	Market Value	Appraised Value	Taxable Value	Ag Acreage	Ag Deferred	New Const. Value
A -- "Residential SingleFamily"	ARB	6	\$750,579	\$655,010	\$605,010	0.0000	\$0	\$0
A -- "Residential SingleFamily"	Certified	1,745	\$247,553,014	\$210,139,461	\$185,448,709	0.0000	\$0	\$1,721,222
A -- "Residential SingleFamily" Totals:		1,751	\$248,303,593	\$210,794,471	\$186,053,719	0.0000	\$0	\$1,721,222
B -- "MultiFamily Residential"	ARB	1	\$52,353	\$52,353	\$52,353	0.0000	\$0	\$0
B -- "MultiFamily Residential"	Certified	1	\$82,059	\$82,059	\$82,059	0.0000	\$0	\$0
B -- "MultiFamily Residential" Totals:		2	\$134,412	\$134,412	\$134,412	0.0000	\$0	\$0
BC -- "MultiFamily Commercial"	ARB	2	\$488,661	\$488,661	\$488,661	0.0000	\$0	\$0
BC -- "MultiFamily Commercial"	Certified	1	\$542,736	\$542,736	\$542,736	0.0000	\$0	\$0
BC -- "MultiFamily Commercial" Totals:		3	\$1,031,397	\$1,031,397	\$1,031,397	0.0000	\$0	\$0
C1 -- "Vacant Land Residential"	ARB	8	\$213,359	\$213,359	\$213,359	0.0000	\$0	\$0
C1 -- "Vacant Land Residential"	Certified	162	\$2,959,500	\$2,917,306	\$2,901,306	0.0000	\$0	\$0
C1 -- "Vacant Land Residential"	Incomplete	2	\$52,500	\$52,500	\$52,500	0.0000	\$0	\$0
C1 -- "Vacant Land Residential" Totals:		172	\$3,225,359	\$3,183,165	\$3,167,165	0.0000	\$0	\$0
C1C -- "Vacant Land Commercial"	ARB	9	\$837,127	\$837,127	\$837,127	0.0000	\$0	\$0
C1C -- "Vacant Land Commercial"	Certified	29	\$2,260,595	\$2,260,595	\$2,260,595	0.0000	\$0	\$0
C1C -- "Vacant Land Commercial" Totals:		38	\$3,097,722	\$3,097,722	\$3,097,722	0.0000	\$0	\$0
C2C -- "CommercialLandWithImprovementValue"	Certified	6	\$620,191	\$620,191	\$620,191	0.0000	\$0	\$0
C2C -- "CommercialLandWithImprovementValue" Totals:		6	\$620,191	\$620,191	\$620,191	0.0000	\$0	\$0
D1 -- "Qualified Open Space Land"	Certified	7	\$1,203,622	\$18,157	\$18,157	36.8926	\$1,185,465	\$0
D1 -- "Qualified Open Space Land" Totals:		7	\$1,203,622	\$18,157	\$18,157	36.8926	\$1,185,465	\$0
F1 -- "Commercial"	ARB	21	\$20,484,985	\$20,484,985	\$20,484,985	0.0000	\$0	\$0
F1 -- "Commercial"	Certified	185	\$246,168,027	\$246,168,027	\$246,168,027	0.0000	\$0	\$1,218,486
F1 -- "Commercial"	Incomplete	1	\$547,163	\$547,163	\$547,163	0.0000	\$0	\$0
F1 -- "Commercial" Totals:		207	\$267,200,175	\$267,200,175	\$267,200,175	0.0000	\$0	\$1,218,486
G1 -- "Oil, Gas and Mineral Reserve"	ARB	9	\$4,370	\$4,370	\$4,150	0.0000	\$0	\$0
G1 -- "Oil, Gas and Mineral Reserve"	Certified	9,806	\$4,212,910	\$4,212,910	\$4,137,520	0.0000	\$0	\$0
G1 -- "Oil, Gas and Mineral Reserve" Totals:		9,815	\$4,217,280	\$4,217,280	\$4,141,670	0.0000	\$0	\$0

This report contains All Excluding Absolutes

Process Code: 220 Table Group Name: 000 - JULY ROLL



Current Use Code Report - Certified
Entity: 016 CITY OF LAKE WORTH

Category	Roll Status	# of Accts	Market Value	Appraised Value	Taxable Value	Ag Acreage	Ag Deferred	New Const. Value
J2C -- "VarX Utility Gas Companies"	Certified	1	\$2,577,210	\$2,577,210	\$2,577,210	0.0000	\$0	\$0
J2C -- "VarX Utility Gas Companies" Totals:		1	\$2,577,210	\$2,577,210	\$2,577,210	0.0000	\$0	\$0
J3C -- "VarX Utility Electric Companies"	Certified	1	\$1,914,000	\$1,914,000	\$1,914,000	0.0000	\$0	\$0
J3C -- "VarX Utility Electric Companies" Totals:		1	\$1,914,000	\$1,914,000	\$1,914,000	0.0000	\$0	\$0
J4 -- "Commercial Utility Telephone Companies"	Certified	2	\$353,996	\$353,996	\$353,996	0.0000	\$0	\$0
J4 -- "Commercial Utility Telephone Companies" Totals:		2	\$353,996	\$353,996	\$353,996	0.0000	\$0	\$0
J4C -- "VarX Utility Telephone Companies"	ARB	2	\$1,358	\$1,358	\$1,358	0.0000	\$0	\$0
J4C -- "VarX Utility Telephone Companies"	Certified	12	\$2,297,535	\$2,297,535	\$2,297,535	0.0000	\$0	\$0
J4C -- "VarX Utility Telephone Companies"	Incomplete	6	\$807,655	\$807,655	\$807,655	0.0000	\$0	\$0
J4C -- "VarX Utility Telephone Companies" Totals:		20	\$3,106,548	\$3,106,548	\$3,106,548	0.0000	\$0	\$0
J6C -- "VarX Utility Pipelines"	Certified	1	\$393,320	\$393,320	\$393,320	0.0000	\$0	\$0
J6C -- "VarX Utility Pipelines" Totals:		1	\$393,320	\$393,320	\$393,320	0.0000	\$0	\$0
J7C -- "VarX Utility Cable Companies"	ARB	1	\$526,465	\$526,465	\$526,465	0.0000	\$0	\$0
J7C -- "VarX Utility Cable Companies"	Certified	1	\$2,537	\$2,537	\$2,537	0.0000	\$0	\$0
J7C -- "VarX Utility Cable Companies" Totals:		2	\$529,002	\$529,002	\$529,002	0.0000	\$0	\$0
L1 -- "Personal Property Tangible Commercial"	ARB	20	\$14,621,699	\$14,621,699	\$14,621,699	0.0000	\$0	\$0
L1 -- "Personal Property Tangible Commercial"	Certified	181	\$31,931,298	\$31,931,298	\$31,787,296	0.0000	\$0	\$0
L1 -- "Personal Property Tangible Commercial"	Incomplete	72	\$14,138,483	\$14,138,483	\$14,137,984	0.0000	\$0	\$0
L1 -- "Personal Property Tangible Commercial"	InProcess	1	\$0	\$0	\$0	0.0000	\$0	\$0
L1 -- "Personal Property Tangible Commercial" Totals:		274	\$60,691,480	\$60,691,480	\$60,546,979	0.0000	\$0	\$0
L1C -- "VarX Commercial"	ARB	1	\$113,524	\$113,524	\$113,524	0.0000	\$0	\$0
L1C -- "VarX Commercial"	Certified	46	\$4,948,767	\$4,948,767	\$4,948,767	0.0000	\$0	\$0
L1C -- "VarX Commercial"	Incomplete	123	\$1,579,241	\$1,579,241	\$1,579,241	0.0000	\$0	\$0
L1C -- "VarX Commercial" Totals:		170	\$6,641,532	\$6,641,532	\$6,641,532	0.0000	\$0	\$0

This report contains All Excluding Absolutes

Process Code: 220 Table Group Name: 000 - JULY ROLL



Current Use Code Report - Certified
Entity: 016 CITY OF LAKE WORTH

Category	Roll Status	# of Accts	Market Value	Appraised Value	Taxable Value	Ag Acreage	Ag Deferred	New Const. Value
L2 -- "Personal Property Tangible Industrial"	Certified	2	\$27,163	\$27,163	\$27,163	0.0000	\$0	\$0
L2 -- "Personal Property Tangible Industrial" Totals:		2	\$27,163	\$27,163	\$27,163	0.0000	\$0	\$0
M1 -- "Mobile Home"	Certified	27	\$186,367	\$185,833	\$185,833	0.0000	\$0	\$22,035
M1 -- "Mobile Home" Totals:		27	\$186,367	\$185,833	\$185,833	0.0000	\$0	\$22,035
O -- "Residential Inventory"	Certified	14	\$259,000	\$259,000	\$259,000	0.0000	\$0	\$0
O -- "Residential Inventory" Totals:		14	\$259,000	\$259,000	\$259,000	0.0000	\$0	\$0
S -- "Personal Property Special Inventory"	Certified	13	\$903,617	\$903,617	\$899,126	0.0000	\$0	\$0
S -- "Personal Property Special Inventory" Totals:		13	\$903,617	\$903,617	\$899,126	0.0000	\$0	\$0
ARB Totals:		80	\$38,094,480	\$37,998,911	\$37,948,691	0.0000	\$0	\$0
Certified Totals:		12,243	\$551,397,464	\$512,755,718	\$487,825,083	36.8926	\$1,185,465	\$2,961,743
Incomplete Totals:		204	\$17,125,042	\$17,125,042	\$17,124,543	0.0000	\$0	\$0
In Process Totals:		1	\$0	\$0	\$0	0.0000	\$0	\$0
Report Totals:		12,528	\$606,616,986	\$567,879,671	\$542,898,317	36.8926	\$1,185,465	\$2,961,743

This report contains All Excluding Absolutes

Process Code: 220 Table Group Name: 000 - JULY ROLL



Entities Residential Graph Report

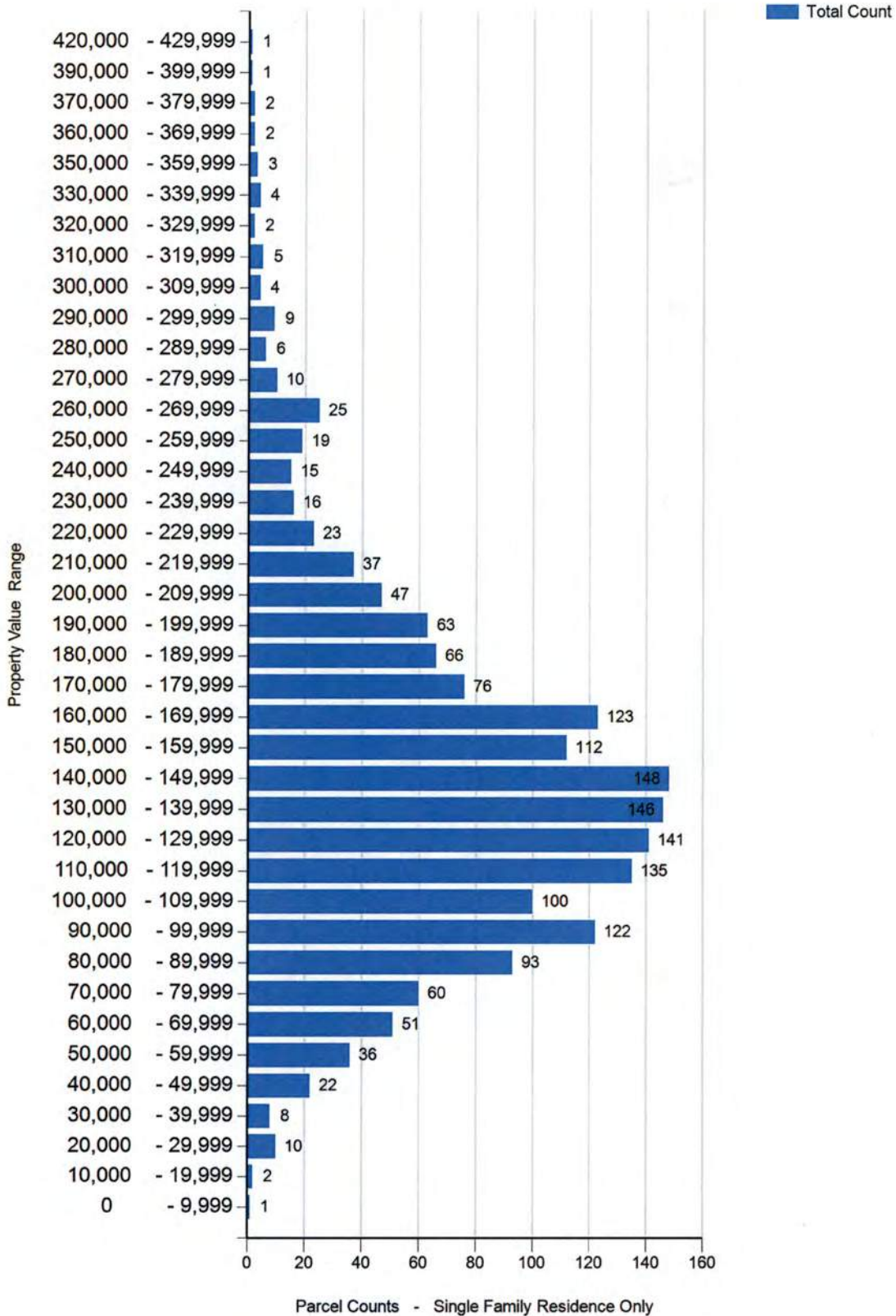
7/21/2019
10:46:36 AM

2019 CITY OF LAKE WORTH

Total Parcel Counts: 1,746

Average Market: 141,848

Average NTV: 106,213



2019 Tax Rate Calculation Worksheet

Date: 08/03/2019 03:59 PM

Taxing Units Other Than School Districts or Water Districts

Lake Worth

(817)237-1211

Taxing Unit Name

Phone (area code and number)

3805 Adam Grubb Lake Worth, Texas 76135

www.lakeworthtx.org

Taxing Unit's Address, City, State, ZIP Code

Taxing Unit's Website Address

GENERAL INFORMATION: Tax Code Section 26.04(c) requires an officer or employee designated by the governing body to calculate the effective tax rate and rollback tax rate for the taxing unit. These tax rates are expressed in dollars per \$100 of taxable value calculated. The calculation process starts after the chief appraiser delivers to the taxing unit the certified appraisal roll and the estimated values of properties under protest.

School districts do not use this form, but instead use Comptroller Form 50-859 Tax Rate Calculation Worksheet for School Districts.

Water districts as defined under Water Code Section 49.001(1) do not use this form, but instead use Comptroller Form 50-858 Water District Rollback Tax Rate Worksheet.

This worksheet is provided to assist taxing units in determining tax rates. The information provided in this worksheet is offered as technical assistance and not legal advice. Taxing units should consult legal counsel for interpretations of law regarding tax rate preparation and adoption.

SECTION 1: Effective Tax Rate (No New Taxes)

The effective tax rate enables the public to evaluate the relationship between taxes for the prior year and for the current year based on a tax rate that would produce the same amount of taxes (no new taxes) if applied to the same properties that are taxed in both years. When appraisal values increase, the effective tax rate should decrease.

The effective tax rate for a county is the sum of the effective tax rates calculated for each type of tax the county levies.

Effective Tax Rate Activity	Amount/Rate
1. 2018 total taxable value. Enter the amount of 2018 taxable value on the 2018 tax roll today. Include any adjustments since last year's certification; exclude Tax Code Section 25.25(d) one-third over-appraisal corrections from these adjustments. This total includes the taxable value of homesteads with tax ceilings (will deduct in Line 2) and the captured value for tax increment financing (will deduct taxes in Line 14). ¹	\$487,028,332
2. 2018 tax ceilings. Counties, cities and junior college districts. Enter 2018 total taxable value of homesteads with tax ceilings. These include the homesteads of homeowners age 65 or older or disabled. Other taxing units enter 0. If your taxing unit adopted the tax ceiling provision in 2018 or a prior year for homeowners age 65 or older or disabled, use this step. ²	\$0
3. Preliminary 2018 adjusted taxable value. Subtract Line 2 from Line 1.	\$487,028,332
4. 2018 total adopted tax rate.	\$0.434806/\$100
5. 2018 taxable value lost because court appeals of ARB decisions reduced 2018 appraised value.	
A. Original 2018 ARB Values.	\$29,107,583
B. 2018 values resulting from final court decisions.	\$25,531,330
C. 2018 value loss. Subtract B from A. ³	\$3,576,253
6. 2018 taxable value, adjusted for court-ordered reductions. Add Line 3 and Line 5C.	\$490,604,585
7. 2018 taxable value of property in territory the taxing unit deannexed after Jan. 1, 2018. Enter the 2018 value of property in deannexed territory. ⁴	\$0
8. 2018 taxable value lost because property first qualified for an exemption in 2019.	

Note that lowering the amount or percentage of an existing exemption does not create a new exemption or reduce taxable value. If the taxing unit increased an original exemption, use the difference between the original exempted amount and the increased exempted amount. Do not include value lost to freeport or goods-in-transit exemptions.	
A. Absolute exemptions. Use 2018 market value:	\$763,275
B. Partial exemptions. 2019 exemption amount or 2019 percentage exemption times 2018 value:	\$820,497
C. Value loss. Add A and B. ⁵	\$1,583,772
9. 2018 taxable value lost because property first qualified for agricultural appraisal (1-d or 1-d-1), timber appraisal, recreational/scenic appraisal or public access airport special appraisal in 2019. Use only properties that qualified in 2019 for the first time; do not use properties that qualified in 2018.	
A. 2018 market value:	\$0
B. 2019 productivity or special appraised value:	\$0
C. Value loss. Subtract B from A. ⁶	\$0
10. Total adjustments for lost value. Add lines 7, 8C and 9C.	\$1,583,772
11. 2018 adjusted taxable value. Subtract Line 10 from Line 6.	\$489,020,813
12. Adjusted 2018 taxes. Multiply Line 4 by Line 11 and divide by \$100.	\$2,126,291
13. Taxes refunded for years preceding tax year 2018. Enter the amount of taxes refunded by the taxing unit for tax years preceding tax year 2018. Types of refunds include court decisions, Tax Code Section 25.25(b) and (c) corrections and Tax Code Section 31.11 payment errors. Do not include refunds for tax year 2018. This line applies only to tax years preceding tax year 2018. ⁷	\$33,515
14. Taxes in tax increment financing (TIF) for tax year 2018. Enter the amount of taxes paid into the tax increment fund for a reinvestment zone as agreed by the taxing unit. If the taxing unit has no 2019 captured appraised value in Line 16D, enter 0. ⁸	\$0
15. Adjusted 2018 taxes with refunds and TIF adjustment. Add Lines 12 and 13, subtract Line 14. ⁹	\$2,159,806
16. Total 2019 taxable value on the 2019 certified appraisal roll today. This value includes only certified values and includes the total taxable value of homesteads with tax ceilings (will deduct in Line 18). These homesteads include homeowners age 65 or older or disabled. ¹⁰	
A. Certified values:	\$487,825,083
B. Counties: Include railroad rolling stock values certified by the Comptroller's office:	\$0
C. Pollution control and energy storage system exemption : Deduct the value of property exempted for the current tax year for the first time as pollution control or energy storage system property:	\$0
D. Tax increment financing: Deduct the 2019 captured appraised value of property taxable	\$0

by a taxing unit in a tax increment financing zone for which the 2019 taxes will be deposited into the tax increment fund. Do not include any new property value that will be included in Line 21 below. ¹¹	
E. Total 2019 value. Add A and B, then subtract C and D.	\$487,825,083
17. Total value of properties under protest or not included on certified appraisal roll.¹²	
A. 2019 taxable value of properties under protest. The chief appraiser certifies a list of properties still under ARB protest. The list shows the appraisal district's value and the taxpayer's claimed value, if any, or an estimate of the value if the taxpayer wins. For each of the properties under protest, use the lowest of these values. Enter the total value. ¹³	\$26,564,084
B. 2019 value of properties not under protest or included on certified appraisal roll. The chief appraiser gives taxing units a list of those taxable properties that the chief appraiser knows about, but are not included in the appraisal roll certification. These properties also are not on the list of properties that are still under protest. On this list of properties, the chief appraiser includes the market value, appraised value and exemptions for the preceding year and a reasonable estimate of the market value, appraised value and exemptions for the current year. Use the lower market, appraised or taxable value (as appropriate). Enter the total value. ¹⁴	\$11,987,180
C. Total value under protest or not certified: Add A and B.	\$38,551,264
18. 2019 tax ceilings. Counties, cities and junior colleges enter 2019 total taxable value of homesteads with tax ceilings. These include the homesteads of homeowners age 65 or older or disabled. Other taxing units enter 0. If your taxing units adopted the tax ceiling provision in 2018 or a prior year for homeowners age 65 or older or disabled, use this step. ¹⁵	\$0
19. 2019 total taxable value. Add Lines 16E and 17C. Subtract Line 18.	\$526,376,347
20. Total 2019 taxable value of properties in territory annexed after Jan. 1, 2018. Include both real and personal property. Enter the 2019 value of property in territory annexed. ¹⁶	\$0
21. Total 2019 taxable value of new improvements and new personal property located in new improvements. New means the item was not on the appraisal roll in 2018. An improvement is a building, structure, fixture or fence erected on or affixed to land. New additions to existing improvements may be included if the appraised value can be determined. New personal property in a new improvement must have been brought into the taxing unit after Jan. 1, 2018, and be located in a new improvement. New improvements do include property on which a tax abatement agreement has expired for 2019. ¹⁷	\$4,151,489
22. Total adjustments to the 2019 taxable value. Add Lines 20 and 21.	\$4,151,489
23. 2019 adjusted taxable value. Subtract Line 22 from Line 19.	\$522,224,858
24. 2019 effective tax rate. Divide Line 15 by Line 23 and multiply by \$100. ¹⁸	\$0.413577/\$100
25. COUNTIES ONLY. Add together the effective tax rates for each type of tax the county levies. The total is the 2019 county effective tax rate. ¹⁹	

¹Tex. Tax Code Section 26.012(14)

²Tex. Tax Code Section 26.012(14)

³Tex. Tax Code Section 26.012(13)

⁴Tex. Tax Code Section 26.012(15)

⁹Tex. Tax Code Section 26.012(13)

¹⁰Tex. Tax Code Section 26.012

¹¹Tex. Tax Code Section 26.03(c)

¹²Tex. Tax Code Section 26.01(c) and (d)

⁵Tex. Tax Code Section 26.012(15)

⁶Tex. Tax Code Section 26.012(15)

⁷Tex. Tax Code Section 26.012(13)

⁸Tex. Tax Code Section 26.03(c)

¹³Tex. Tax Code Section 26.01(c)

¹⁴Tex. Tax Code Section 26.01(d)

¹⁵Tex. Tax Code Section 26.012(6)

¹⁶Tex. Tax Code Section 26.012(17)

SECTION 2: Rollback Tax Rate

The rollback tax rate is split into two separate rates:

1. **Maintenance and Operations (M&O):** The M&O portion is the tax rate that is needed to raise the same amount of taxes that the taxing unit levied in the prior year plus eight percent. This rate accounts for such things as salaries, utilities and day-to-day operations.
2. **Debt:** The debt tax rate includes the debt service necessary to pay the taxing unit's debt payments in the coming year. This rate accounts for principal and interest on bonds and other debt secured by property tax revenue.

The rollback tax rate for a county is the sum of the rollback tax rates calculated for each type of tax the county levies. In most cases the rollback tax rate exceeds the effective tax rate, but occasionally decreases in a taxing unit's debt service will cause the effective tax rate to be higher than the rollback tax rate.

Rollback Tax Rate Activity	Amount/Rate
26. 2018 maintenance and operations (M&O) tax rate.	\$0.190877/\$100
27. 2018 adjusted taxable value. Enter the amount from Line 11.	\$489,020,813
28. 2018 M&O taxes.	
A. Multiply Line 26 by Line 27 and divide by \$100.	\$933,428
B. Cities, counties and hospital districts with additional sales tax: Amount of additional sales tax collected and spent on M&O expenses in 2018. Enter amount from full year's sales tax revenue spent for M&O in 2018 fiscal year, if any. Other taxing units enter 0. Counties exclude any amount that was spent for economic development grants from the amount of sales tax spent.	\$0
C. Counties: Enter the amount for the state criminal justice mandate. If second or later year, the amount is for increased cost above last year's amount. Other taxing units enter 0.	\$0
D. Transferring function: If discontinuing all of a department, function or activity and transferring it to another taxing unit by written contract, enter the amount spent by the taxing unit discontinuing the function in the 12 months preceding the month of this calculation. If the taxing unit did not operate this function for this 12-month period, use the amount spent in the last full fiscal year in which the taxing unit operated the function. The taxing unit discontinuing the function will subtract this amount in H below. The taxing unit receiving the function will add this amount in H below. Other taxing units enter 0.	\$0
E. Taxes refunded for years preceding tax year 2018: Enter the amount of M&O taxes refunded in the preceding year for taxes before that year. Types of refunds include court decisions, Tax Code Section 25.25(b) and (c) corrections and Tax Code Section 31.11 payment errors. Do not include refunds for tax year 2018. This line applies only to tax years preceding tax year 2018.	\$13,632
F. Enhanced indigent health care expenditures: Enter the increased amount for the current year's enhanced indigent health care expenditures above the preceding tax year's enhanced indigent health care expenditures, less any state assistance.	\$0
G. Taxes in TIF: Enter the amount of taxes paid into the tax increment fund for a reinvestment zone as agreed by the taxing unit. If the taxing unit has no 2019 captured appraised value in Line 16D, enter 0.	\$0
H. Adjusted M&O Taxes. Add A, B, C, E and F. For taxing unit with D, subtract if discontinuing function and add if receiving function. Subtract G.	\$947,060

29. 2019 adjusted taxable value. Enter Line 23 from the Effective Tax Rate Worksheet.	\$522,224,858
30. 2019 effective maintenance and operations rate. Divide Line 28H by Line 29 and multiply by \$100.	\$0.181351/\$100
31. 2019 rollback maintenance and operation rate. Multiply Line 30 by 1.08.	\$0.195859/\$100
32. Total 2019 debt to be paid with property taxes and additional sales tax revenue. Debt means the interest and principal that will be paid on debts that: (1) are paid by property taxes, (2) are secured by property taxes, (3) are scheduled for payment over a period longer than one year and (4) are not classified in the taxing unit's budget as M&O expenses. A. Debt also includes contractual payments to other taxing units that have incurred debts on behalf of this taxing unit, if those debts meet the four conditions above. Include only amounts that will be paid from property tax revenue. Do not include appraisal district budget payments. Enter debt amount.	\$1,583,046
B. Subtract unencumbered fund amount used to reduce total debt.	\$55,000
C. Subtract amount paid from other resources.	\$359,686
D. Adjusted debt. Subtract B and C from A.	\$1,168,360
33. Certified 2018 excess debt collections. Enter the amount certified by the collector.	\$0
34. Adjusted 2019 debt. Subtract Line 33 from Line 32D.	\$1,168,360
35. Certified 2019 anticipated collection rate. Enter the rate certified by the collector. If the rate is 100 percent or greater, enter 100 percent.	100.00%
36. 2019 debt adjusted for collections. Divide Line 34 by Line 35	\$1,168,360
37. 2019 total taxable value. Enter the amount on Line 19.	\$526,376,347
38. 2019 debt tax rate. Divide Line 36 by Line 37 and multiply by \$100.	\$0.221962/\$100
39. 2019 rollback tax rate. Add Lines 31 and 38.	\$0.417821/\$100
40. COUNTIES ONLY. Add together the rollback tax rates for each type of tax the county levies. The total is the 2019 county rollback tax rate.	

SECTION 3: Additional Sales Tax to Reduce Property Taxes

Cities, counties and hospital districts may levy a sales tax specifically to reduce property taxes. Local voters by election must approve imposing or abolishing the additional sales tax. If approved, the taxing unit must reduce its effective and rollback tax rates to offset the expected sales tax revenue.

This section should only be completed by a county, city or hospital district that is required to adjust its effective tax rate and/or rollback tax rate because it adopted the additional sales tax.

Activity	Amount/Rate
<p>41. Taxable Sales. For taxing units that adopted the sales tax in November 2018 or May 2019, enter the Comptroller's estimate of taxable sales for the previous four quarters.²⁰ Estimates of taxable sales may be obtained through the Comptroller's Allocation Historical Summary webpage. Taxing units that adopted the sales tax before November 2018, skip this line.</p>	\$0
<p>42. Estimated sales tax revenue. Counties exclude any amount that is or will be spent for economic development grants from the amount of estimated sales tax revenue.²¹</p> <p>Taxing units that adopted the sales tax in November 2018 or in May 2019. Multiply the amount on Line 41 by the sales tax rate (.01, .005 or .0025, as applicable) and multiply the result by .95.²²</p> <p>- or -</p> <p>Taxing units that adopted the sales tax before November 2018. Enter the sales tax revenue for the previous four quarters. Do not multiply by .95.</p>	\$0
<p>43. 2019 total taxable value. Enter the amount from Line 37 of the Rollback Tax Rate Worksheet.</p>	\$526,376,347
<p>44. Sales tax adjustment rate. Divide Line 42 by Line 43 and multiply by \$100.</p>	\$0/\$100
<p>45. 2019 effective tax rate, unadjusted for sales tax.²³ Enter the rate from Line 24 or 25, as applicable, on the Effective Tax Rate Worksheet.</p>	\$0.413577/\$100
<p>46. 2019 effective tax rate, adjusted for sales tax. Taxing units that adopted the sales tax in November 2018 or in May 2019. Subtract Line 44 from Line 45. Skip to Line 47 if you adopted the additional sales tax before November 2018.</p>	\$0.413577/\$100
<p>47. 2019 rollback tax rate, unadjusted for sales tax.²⁴ Enter the rate from Line 39 or 40, as applicable, of the Rollback Tax Rate Worksheet.</p>	\$0.417821/\$100
<p>48. 2019 rollback tax rate, adjusted for sales tax. Subtract Line 44 from Line 47.</p>	\$0.417821/\$100

¹⁷Tex. Tax Code Section 26.012(17)

¹⁸Tex. Tax Code Section 26.04(c)

¹⁹Tex. Tax Code Section 26.04(d)

²⁰Tex. Tax Code Section 26.041(d)

²¹Tex. Tax Code Section 26.041(i)

²²Tex. Tax Code Section 26.041(d)

²³Tex. Tax Code Section 26.04(c)

²⁴Tex. Tax Code Section 26.04(c)

SECTION 4: Additional Rollback Protection for Pollution Control

A taxing unit may raise its rate for M&O funds used to pay for a facility, device or method for the control of air, water or land pollution. This includes any land, structure, building, installation, excavation, machinery, equipment or device that is used, constructed, acquired or installed wholly or partly to meet or exceed pollution control requirements. The taxing unit's expenses are those necessary to meet the requirements of a permit issued by the Texas Commission on Environmental Quality (TCEQ). The taxing unit must provide the tax assessor with a copy of the TCEQ letter of determination that states the portion of the cost of the installation for pollution control.

This section should only be completed by a taxing unit that uses M&O funds to pay for a facility, device or method for the control of air, water or land pollution.

Additional Rollback Protection for Pollution Control Activity	Amount/Rate
49. Certified expenses from the Texas Commission on Environmental Quality (TCEQ). Enter the amount certified in the determination letter from TCEQ. ²⁵ The taxing unit shall provide its tax assessor-collector with a copy of the letter. ²⁶	\$0
50. 2019 total taxable value. Enter the amount from Line 37 of the Rollback Tax Rate Worksheet.	\$526,376,347
51. Additional rate for pollution control. Divide Line 49 by Line 50 and multiply by \$100.	\$0/\$100
52. 2019 rollback tax rate, adjusted for pollution control. Add Line 51 to one of the following lines (as applicable): Line 39, Line 40 (counties) or Line 48 (taxing units with the additional sales tax).	\$0.417821/\$100

SECTION 5: Total Tax Rate

Indicate the applicable total tax rates as calculated above.

Effective tax rate (Line 24; line 25 for counties; or line 46 if adjusted for sales tax)	\$0.413577
Rollback tax rate (Line 39; line 40 for counties; or line 48 if adjusted for sales tax)	\$0.417821
Rollback tax rate adjusted for pollution control (Line 52)	\$0.417821

SECTION 6: Taxing Unit Representative Name and Signature

Enter the name of the person preparing the tax rate as authorized by the taxing unit.

print here Debbie Whitley

Printed Name of Taxing Unit Representative

sign here Debbie Whitley
Taxing Unit Representative

8-3-19
Date

²⁵Tex. Tax Code Section 26.045(d)

²⁶Tex. Tax Code Section 26.045(i)

TAB 20

PROPERTY TAX
INFORMATION

FISCAL YEAR 2019/2020 APPRAISAL ROLL INFORMATION VALUATION SUMMARY

The following is as approved and submitted by Jeff Law, Chief Appraiser for Tarrant Appraisal District.

Total Appraised Value		\$655,514,971
Partial Exemption Value Loss:		
Disabled Veteran	\$2,357,770	
Over 65	\$22,348,982	
Pollution Control	\$142,997	
Nominal Value Accounts	\$80,886	
Total Partial Exemptions		\$24,930,635
Absolute Exemptions		\$87,472,998
Total Exemptions		\$112,403,633
ARB Cases		\$37,998,911
Incompletes		\$17,287,344
In Process		
Net Taxable Value (Appraised minus exemptions, ARB, & incompletes)		\$487,825,083
Additions:		
ARB Minimum	\$26,564,084	
Incomplete Properties	\$11,987,180	
Total Additions		\$38,551,264
Total Value for Tax Calculation (Net Taxable plus additions)		\$526,376,347
NEW CONSTRUCTION TOTAL INCLUDED IN ABOVE TOTALS		\$4,151,489

CITY OF LAKE WORTH
2019 PROPERTY TAX CALCULATION
SUMMARY

APPRAISED VALUE	655,514,971
TOTAL EXEMPTIONS	-112,403,633
ARB CASES	-37,998,911
INCOMPLETES	-17,287,344
IN PROCESS	
PLUS ARB MINIMUM	26,564,084
PLUS INCOMPLETE PROPERTIES	<u>11,987,180</u>
ADJUSTED TAXABLE VALUE	526,376,347

2018 TAX RATE	0.434806
2019 EFFECTIVE TAX RATE	0.413577
2019 ROLLBACK TAX RATE	0.417821

	EFFECTIVE RATE	REVENUE	ROLLBACK RATE	REVENUE	PROPOSED RATE	REVENUE
TOTAL RATE	0.413577	2,176,972	0.417821	2,199,312	0.413577	2,176,973
GENERAL FUND	0.191615	1,008,616	0.195859	1,030,955	0.191615	1,008,616
DEBT SERVICE	0.221962	1,168,356	0.221962	1,168,356	0.221962	1,168,356

(Revenues shown above reflect a 100% property tax collection rate.)

Average Parcel Market Value	\$141,848.00
Average Parcel Market Value Last Year	\$115,535.00

Average Parcel Appraised Value	\$120,420.00
Average Parcel Appraised Value Last Year	\$103,476.00

Average Net Taxable Value	\$106,213.00
Average Net Taxable Value Last Year	\$89,504.00

Average Tax Bill	\$439.27
Average Tax Bill Last Year	\$389.17

**CITY OF LAKE WORTH
TARRANT APPRAISAL DISTRICT VALUATION
DETAIL REPORT COMPARISON WORKSHEET**

Value Detail	Tax Year					
	2014	2015	2016	2017	2018	2019
Total Appraised Value	479,698,673	470,068,462	546,370,340	595,691,013	628,066,594	655,514,971
Real Estate-Res	109,069,876	111,092,113	133,491,454	142,177,748	161,336,993	189,800,129
Real Estate-Comm	203,587,530	196,806,980	232,412,365	252,497,532	255,579,410	272,303,481
Real Estate-Indst	0	0	0	0		
Pers Prop-Comm	64,802,957	64,003,106	65,705,211	68,808,631	75,052,711	76,607,717
Pers Prop-Indst	40,263	27,163	27,163	27,163	27,163	27,163
Mineral Lease Prop	16,348,570	12,860,940	5,238,000	3,866,110	5,335,270	4,141,670
Ag Properties	6,302	6,384	10,745	10,586	18,161	18,157
Total Taxable Value	393,855,498	384,796,686	436,884,938	467,387,770	497,349,708	542,898,317
ARB Cases	(6,100,880)	(16,441,904)	(39,250,088)	(47,013,647)	(29,895,657)	(37,948,691)
Incomplete Accts	(8,129,804)	(21,437,325)	(14,594,107)	(7,760,948)	(21,791,137)	(17,124,543)
In Process Accts			(23,095)	(343,749)		
Net Taxable Value	379,624,814	346,917,457	383,017,648	412,269,426	445,662,914	487,825,083
Minimums						
ARB	4,270,616	11,509,333	27,475,062	32,909,553	20,926,960	26,564,084
Incomplete	8,129,804	21,437,325	14,594,107	5,432,664	15,253,796	11,987,180
In Process			23,095	343,749		
Est Net Taxable Value	392,025,234	379,864,115	425,109,912	450,955,392	481,843,670	526,376,347

Net ARB	(1,830,264)	(4,932,571)	(11,775,026)	(14,104,094)	(8,968,697)	(11,384,607)
---------	-------------	-------------	--------------	--------------	-------------	--------------

TAB 21

ESTIMATED CASH POSITIONS
ESTIMATED FUND BALANCES

**CITY OF LAKE WORTH
MAJOR FUNDS
ESTIMATED CASH POSITIONS FOR
2019/2020 PROPOSED BUDGET WORKBOOK**

CATEGORY	GENERAL	WATER/SEWER	DEBT SERVICE	HOTEL/MOTEL	STREET MAINT	TOTAL
Cash as of 9/30/18	9,682,699	2,074,532	97,829	925,594	2,031,211	14,811,865
Receivables & Prepays as of 09/30/18	667,036	343,748	26,197	18,768		1,055,749
Liabilities as of 09/30/18	-517,495	-272,980	-25,753	-6,778	-889	-823,895
Subtotal	9,832,240	2,145,300	98,273	937,584	2,030,322	15,043,719
2018/2019 Estimated Revenue (a)	10,910,318	3,638,182	1,645,343	237,800	40,084	16,471,727
2018/2019 Estimated Expenses	-14,728,053	-4,450,398	-1,657,801	-106,968	-501,000	-21,444,220
Estimated Balance 9/30/19	6,014,505	1,333,084	85,815	1,068,416	1,569,406	10,071,226
2019/2020 Projected Revenue (a)	10,755,679	3,030,458	1,550,046	237,800	227,607	15,801,590
2019/2020 Projected Expenses	-10,755,679	-2,833,256	-1,583,046	-147,737	-836,175	-16,155,893
Estimated Balance 9/30/20	6,014,505	1,530,286	52,815	1,158,479	960,838	9,716,923
Other Funds (see detail attached)						
Park Fund	276,316					276,316
Child Safety Fund	6,033					6,033
Court Technology	4,959					4,959
Court Security	77,461					77,461
Confiscated Property	1,074					1,074
Total Estimated Cash Balances	6,380,348	1,530,286	52,815	1,158,479	960,838	10,082,766

(a) Budget revenues adjusted for "Use of Prior Year Fund Balances"

**CITY OF LAKE WORTH
NON-MAJOR FUNDS
ESTIMATED CASH POSITIONS FOR
2019/2020 PROPOSED BUDGET WORKBOOK**

CATEGORY	PARK FUND	CHILD SAFETY	COURT TECH	COURT SEC	CONFISCATED	TOTAL
Cash as of 9/30/18	372,640	12,510	9,836	70,003	0	464,989
Receivables & Prepays as of 09/30/18	1,760					1,760
Liabilities as of 09/30/18	-2,632	-17	-14	-23		-2,686
Subtotal	371,768	12,493	9,822	69,980	0	464,063
2018/2019 Estimated Revenue (a)	48,608	740	7,450	7,401	10,354	74,553
2018/2019 Estimated Expenses	-105,585	-5,200	-12,263	-2,420	-9,280	-134,748
Estimated Balance 9/30/19	314,791	8,033	5,009	74,961	1,074	403,868
2019/2020 Projected Revenue (a)	16,600	750	7,100	6,200	0	30,650
2019/2020 Projected Expenses	-55,075	-2,750	-7,150	-3,700	0	-68,675
Estimated Balance 9/30/20	276,316	6,033	4,959	77,461	1,074	365,843

Fund Balance – The fund equity of a governmental fund for which an accounting distinction is made between the portions that are spendable and non-spendable. Fund balance is classified into five categories.

- 1) **Non-spendable Fund Balance** – includes the portion of net resources that cannot be spent because of their form (i.e. long-term loans, or prepaids) or because they must remain in-tact, such as the principal of an endowment.
- 2) **Restricted Fund Balance** - includes the portion of net resources on which limitations are imposed by creditors, grantors, contributors, or by laws or regulations of other governments (i.e. externally imposed limitations). Amounts can be spent only for the specific purposes stipulated by external resource providers or as allowed by law through constitutional provisions or enabling legislation. Examples include grant awards and bond proceeds.
- 3) **Committed Fund Balance** – includes the portion of net resources upon which the City Council has imposed limitations on use. Amounts that can be used only for the specific purposes determined by a *formal action* of the City Council. Commitments may be changed or lifted only by the Council taking the same *formal action* that originally imposed the constraint. The formal action must be approved before the end of the fiscal year in which the commitment will be reflected on the financial statement.
- 4) **Assigned Fund Balance** – includes the portion of net resources for which an *intended* use has been established by the City Council or the City Official authorized to do so by the City Council. Assignments of fund balance are much less formal than commitments and do not require formal action for their imposition or removal.

In governmental funds other than the general fund, assigned fund balance represents the amount that is not restricted or committed which indicated that resources are, at a minimum, intended to be used for the purpose of that fund.

- 5) **Unassigned Fund Balance** – includes the amounts in the general fund in excess of what can properly be classified in one of the other four categories of fund balance. It is the residual classification of the general fund and includes all amounts not contained in other classifications. Unassigned amounts are technically available for any purpose. Negative residual amounts for all other governmental funds are reported in this classification.

**CITY OF LAKE WORTH
GENERAL FUND
ESTIMATED FUND BALANCES FOR
2019/2020 PROPOSED BUDGET WORKBOOK**

Fund Balance Description	Balance 09/30/18	Est Activity FYE 09/30/19		Est Balance 09/30/19	Budget FYE 09/30/20		Est Balance 09/30/20
		Revenue	Expense		Revenue	Expense	
Unassigned	5,447,928	10,910,318	11,169,874	5,188,372	10,755,679	10,755,679	5,188,372
Non-Spendable	22,178			22,178			
Restricted-PD TCOLE Training	0			0			
Restricted-PD Donations	11,188	3,536	3,536	11,188			
Restricted-FD Donations	430	815	430	815			
Restricted-FD TCOLE Training	493			493			
Restricted-Libr Donations	275		235	40			
Restricted-Sr Ctr Donations	1,287	400	400	1,287			
Restricted-EDC Park Donations	71,770		60,000	11,770			
Restricted-A/C Donations	1,463	135	135	1,463			
Committed-FD 3rd Party Ins/Equip	36,642	16,500	20,000	33,142			
Committed-A/C Quarantine/Equip	902	2,000	2,000	902			
Committed-Records Storage	365,280		365,280	0			
Committed-FD Vehicles	83,310		83,310	0			
Committed-FD Other	5,075		5,075	0			
Committed-Force Main	3,257,170		2,625,000	632,170			
Committed-PD Equip	50,000		50,000	0			
Committed-Parks Veh/Equip	30,272		30,272	0			
Committed-Maint Veh/Equip	26,659		26,659	0			
Committed-A/C Building	98,660		98,660	0			
Committed-Permits Veh/Equip	25,000		25,000	0			
Committed-Ang/Sub Div Ord	88,640		88,640	0			
Committed-Street Improvements	105,000			105,000			
Assigned-Vol FF Pension	73,547		73,547	0			
Totals	9,803,169	10,933,704	14,728,053	6,008,820	10,755,679	10,755,679	5,188,372

Fund Balance Percentage-to proposed budgeted expenses for FYE 09/2020

As of 09/30/19 48.24%
As of 09/30/20 48.24%

**CITY OF LAKE WORTH
WATER/SEWER FUND
ESTIMATED FUND BALANCES FOR
2019/2020 PROPOSED BUDGET WORKBOOK**

Fund Balance Description	Balance 09/30/18	Est Activity FYE 09/30/19		Est Balance 09/30/19	Budget FYE 09/30/20		Est Balance 09/30/20
		Revenue	Expense		Revenue	Expense	
Unassigned Surplus	1,767,585	3,638,182	4,028,096	1,377,671	3,030,458	2,833,256	1,574,873
Committed-Veh/Equip	43,042		43,042	0			
Committed-Chloramine	129,260		129,260	0			
Committed-I&I Study	100,000		100,000	0			
Assigned-W/S Projects	245,100		150,000	95,100			
Totals	2,284,987	3,638,182	4,450,398	1,472,771	3,030,458	2,833,256	1,574,873

Fund Balance Percentage-to proposed budgeted expenses for FYE 09/2020

As of 09/30/19 48.63%
As of 09/30/20 55.59%

TAB 22

GENERAL FUND SUMMARY
WATER SEWER FUND
SUMMARY

**CITY OF LAKE WORTH
2019/2020 PROPOSED BUDGET
GENERAL FUND SUMMARY**

CATEGORY	2014/2015 ACTUAL	2015/2016 ACTUAL	2016/2017 ACTUAL	2017/2018 ACTUAL	2018/2019		2019/2020 PROPOSED
					CURRENT	ESTIMATED	
REVENUE	(7,413,322)	(7,711,787)	(7,995,347)	(14,810,637)	(10,531,621)	(10,910,318)	(10,755,679)
USE OF PRIOR YR RESERVES					(4,256,619)	(4,094,619)	
EXPENSES							
MAYOR/COUNCIL	19,797	7,594	15,046	17,408	14,427	14,402	16,777
ADMINISTRATION	601,747	552,699	941,929	1,264,210	1,784,888	1,638,475	562,822
ADMINISTRATION-FINANCE	297,756	294,676	309,115	349,302	443,716	441,273	487,986
ADMINISTRATION-HR	126,081	130,056	135,399	149,943	161,648	159,411	162,959
ADMINISTRATION-MPC	29,427	12,399	20,128	16,808	29,475	31,244	26,375
ADMINISTRATION-LWAM				1,490	5,550	5,700	5,675
POLICE	1,984,533	1,966,597	2,054,434	2,365,003	2,648,230	2,695,462	2,707,270
FIRE	1,516,940	1,625,693	1,811,778	2,809,142	2,510,015	2,525,100	2,492,628
STREET	474,004	529,717	571,190	897,542	1,220,060	1,220,213	1,289,789
LIBRARY	218,995	221,899	237,190	248,134	295,346	296,589	331,491
PARKS	355,623	414,620	348,694	426,183	482,745	482,596	524,846
MAINTENANCE	188,045	169,764	171,706	185,651	131,191	131,067	76,654
SENIOR CENTER	97,411	101,707	110,173	123,570	102,723	102,687	129,268
MUNICIPAL COURT	203,239	203,357	222,432	233,843	249,813	247,031	253,417
ANIMAL CONTROL	84,591	76,413	82,084	123,207	226,567	225,169	132,248
EMERGENCY MANAGEMENT	11,765	11,619	11,224	13,881	84,856	84,856	39,900
PERMITS AND INSPECTIONS	235,567	237,429	241,017	256,736	319,246	318,643	313,108
P & I-PLANNING & ZONING	83,557	84,447	88,501	123,594	190,870	190,975	104,439
P & I-CODE COMPLIANCE	3,442	6,066	8,966	10,873	36,850	36,900	27,650
INFORMATION TECHNOLOGY	359,589	363,124	427,652	519,870	626,892	612,128	552,888
ECO DEV ACTIVITIES				995,304	3,268,132	3,268,132	517,489
TOTAL EXPENSES	6,892,109	7,009,876	7,808,658	11,131,694	14,833,240	14,728,053	10,755,679
VARIANCE-(SURPLUS)/DEFICIT	(521,213)	(701,911)	(186,689)	(3,678,943)	45,000	(276,884)	0

**CITY OF LAKE WORTH
2019/2020 PROPOSED BUDGET
WATER/SEWER FUND SUMMARY**

CATEGORY	2014/2015 ACTUAL	2015/2016 ACTUAL	2016/2017 ACTUAL	2017/2018 ACTUAL	2018/2019		2019/2020 PROPOSED
					CURRENT	ESTIMATED	
REVENUE	(3,441,849)	(3,448,954)	(4,238,287)	(3,923,662)	(3,695,322)	(3,638,182)	(3,030,458)
USE OF PRIOR YR FUND BALANCE					(780,296)	(812,216)	
EXPENSES							
WATER ADMINISTRATION	829,378	841,488	858,696	300,460	520,528	511,365	298,746
WATER SUPPLY	818,306	791,700	734,926	825,413	1,040,838	1,024,634	888,421
WATER DISTRIBUTION	443,597	456,562	411,537	509,135	1,148,974	1,154,961	398,195
SEWER	1,101,126	1,093,223	938,312	903,782	1,765,278	1,759,438	1,247,894
TOTAL EXPENSES	3,192,407	3,182,973	2,943,471	2,538,790	4,475,618	4,450,398	2,833,256
VARIANCE-(SURPLUS)/DEFICIT	(249,442)	(265,981)	(1,294,816)	(1,384,872)	0	0	(197,202)
FIXED ASSET TRANSFERS IN	1,072,565	412,194	1,192,138	903,461			
ADJUSTED (SURPLUS)/DEFICIT	823,123	146,213	(102,678)	(481,411)	0	0	(197,202)

TAB 23

GENERAL FUND REVENUE
WATER SEWER FUND
REVENUE

**CITY OF LAKE WORTH
2019/2020 PROPOSED BUDGET
GENERAL FUND REVENUES (FUND 100)**

(DETAILED LINE ITEMS ARE ATTACHED FOR REVIEW AND DISCUSSION)

REVENUE CATEGORY	2014/2015 ACTUAL	2015/2016 ACTUAL	2016/2017 ACTUAL	2017/2018 ACTUAL	2018/2019		2019/2020 PROPOSED
					CURRENT	ESTIMATED	
PROPERTY TAX	603,345	687,581	770,034	874,455	942,125	943,625	1,002,444
SALES TAX	3,775,208	4,122,100	4,252,859	6,917,180	7,430,000	7,550,000	7,550,000
MIXED BEV TAX	27,891	26,285	24,615	30,808	30,000	30,000	30,000
FRANCHISE TAX (ROW)	464,067	468,308	446,029	451,260	450,000	450,000	450,000
FINES & WARRANTS	664,061	515,350	499,132	539,720	363,075	366,825	430,035
PERMITS & FEES	369,791	379,217	363,913	378,742	326,150	348,525	331,510
INVESTMENT & MISC	476,408	405,601	504,170	1,022,368	818,295	1,049,367	652,874
TRANSFERS IN	1,032,551	1,107,344	1,134,596	4,596,104	171,976	171,976	300,316
USE OF PRIOR YR FUND BAL					4,256,619	4,094,619	8,500
TOTAL REVENUE	7,413,322	7,711,787	7,995,347	14,810,637	14,788,240	15,004,937	10,755,679

Department:

Period Ending: 7/2019

Program:

Account	Description	ADOPTED BUDGET	CURRENT BUDGET	YEAR TO DATE TOTAL	ESTIMATED 9/30/19	DEPT HEAD REQUEST	CITY MGR PROPOSED	COUNCIL APPROVED
100-4000-000-000	AD VALOREM TAXES CURRENT YEAR	901,300.00-	922,125.00-	920,792.80-	922,125.00-	988,444.00-	988,444.00-	
100-4001-000-000	PRIOR YEARS' TAXES	6,000.00-	13,500.00-	11,439.27-	13,500.00-	8,000.00-	8,000.00-	
100-4004-000-000	INTEREST & PENALTY	6,500.00-	6,500.00-	7,266.82-	8,000.00-	6,000.00-	6,000.00-	
100-4010-000-000	FRANCHISE TAXES	450,000.00-	450,000.00-	355,551.50-	450,000.00-	450,000.00-	450,000.00-	
100-4011-000-000	STATE SALES TAX	7,430,000.00-	7,430,000.00-	5,656,549.48-	7,550,000.00-	7,550,000.00-	7,550,000.00-	
100-4012-000-000	BEVERAGE TAXES	26,000.00-	30,000.00-	24,582.07-	30,000.00-	30,000.00-	30,000.00-	
Subtotal:		8,819,800.00-	8,852,125.00-	6,976,181.94-	8,973,625.00-	9,032,444.00-	9,032,444.00-	
100-4100-000-000	FINES & BONDS	375,000.00-	285,000.00-	241,069.82-	285,000.00-	350,000.00-	350,000.00-	
100-4101-000-000	WARRANTS	28,000.00-	27,500.00-	24,387.11-	27,500.00-	26,000.00-	26,000.00-	
100-4102-000-000	SEATBELT FINES	250.00-	100.00-	135.90-	150.00-	150.00-	150.00-	
100-4107-000-000	STATE COURT COST DISCOUNTS	15,000.00-	10,000.00-	7,692.91-	10,000.00-	10,000.00-	10,000.00-	
100-4108-000-000	ARREST FEES	13,000.00-	8,000.00-	7,056.38-	8,000.00-	10,000.00-	10,000.00-	
100-4109-000-000	TPF - UNRESTRICTED	3,000.00-	2,800.00-	2,341.12-	2,800.00-	2,750.00-	2,750.00-	
100-4110-000-000	TPF - JUDICIAL EFFICIENCY	750.00-	700.00-	585.25-	700.00-	685.00-	685.00-	
100-4111-000-000	TPC - TRAFFIC	4,200.00-	2,600.00-	2,119.11-	2,600.00-	3,000.00-	3,000.00-	
100-4115-000-000	JUDICIAL SUPPORT FEES	1,600.00-	1,100.00-	878.33-	1,100.00-	1,300.00-	1,300.00-	
100-4117-000-000	BOND FORFEITURE SETTLEMENTS			658.80-	700.00-	1,000.00-	1,000.00-	
100-4118-000-000	COLLECTION FEES	25,000.00-	25,000.00-	26,996.02-	28,000.00-	25,000.00-	25,000.00-	
100-4119-000-000	OMNI DPS REVENUE		275.00-	138.43-	275.00-	150.00-	150.00-	
Subtotal:		465,800.00-	363,075.00-	314,059.18-	366,825.00-	430,035.00-	430,035.00-	
100-4202-000-000	ELECTRICIAN REGISTRATION		800.00-	600.00-	800.00-	600.00-	600.00-	
100-4203-000-000	MECHANICAL REGISTRATION	4,000.00-	4,000.00-	3,300.00-	3,700.00-	4,000.00-	4,000.00-	
100-4204-000-000	IRRIGATION REGISTRATION	4,000.00-	4,000.00-	4,350.00-	4,500.00-	4,000.00-	4,000.00-	
100-4205-000-000	BEVERAGE LICENSE	6,500.00-	7,000.00-	6,550.00-	7,000.00-	6,500.00-	6,500.00-	
100-4206-000-000	DOG & CAT TAGS	150.00-	150.00-	393.00-	400.00-	375.00-	375.00-	
100-4207-000-000	MOBILE HOME PARK LICENSE	100.00-				100.00-	100.00-	
100-4210-000-000	MISC CONTRACTORS REGISTRATION	8,500.00-	8,500.00-	10,625.00-	11,000.00-	8,500.00-	8,500.00-	
100-4250-000-000	BUILDING PERMIT	50,000.00-	40,000.00-	46,681.77-	48,000.00-	40,000.00-	40,000.00-	
100-4251-000-000	PLUMBING PERMIT	4,200.00-	4,200.00-	3,470.00-	3,800.00-	4,000.00-	4,000.00-	
100-4253-000-000	ELECTRICAL PERMIT	8,500.00-	7,000.00-	6,340.00-	7,000.00-	7,000.00-	7,000.00-	
100-4254-000-000	MECHANICAL PERMIT	2,700.00-	2,700.00-	1,970.00-	2,500.00-	2,700.00-	2,700.00-	
100-4255-000-000	IRRIGATION PERMIT	500.00-	400.00-	200.00-	400.00-	300.00-	300.00-	
100-4256-000-000	GARAGE SALE PERMIT	1,000.00-	900.00-	685.00-	900.00-	900.00-	900.00-	
100-4257-000-000	SIGN PERMIT	4,000.00-	2,500.00-	1,100.00-	1,500.00-	2,500.00-	2,500.00-	
100-4259-000-000	ZONING	5,000.00-	7,800.00-	9,571.00-	10,000.00-	5,000.00-	5,000.00-	
100-4260-000-000	PLAN REVIEWS	25,000.00-	25,000.00-	27,215.65-	28,000.00-	25,000.00-	25,000.00-	
100-4263-000-000	ALARM PERMIT	6,500.00-	5,750.00-	5,675.00-	5,750.00-	5,750.00-	5,750.00-	
100-4264-000-000	FIRE PERMIT	2,000.00-	1,100.00-	1,100.00-	1,200.00-	1,000.00-	1,000.00-	
100-4265-000-000	RENTAL INSPECTION FEES	1,800.00-	1,800.00-	1,625.00-	2,000.00-	2,000.00-	2,000.00-	
100-4266-000-000	REINSPECTION/RED TAG FEES	900.00-	750.00-	800.00-	850.00-	900.00-	900.00-	

Department:

Period Ending: 7/2019

Program:

Account	Description	ADOPTED BUDGET	CURRENT BUDGET	YEAR TO DATE TOTAL	ESTIMATED 9/30/19	DEPT HEAD REQUEST	CITY MGR PROPOSED	COUNCIL APPROVED
100-4275-000-000	MISCELLANEOUS PERMITS	2,500.00-	2,500.00-	3,030.00-	3,100.00-	2,750.00-	2,750.00-	
	Subtotal:	137,850.00-	126,850.00-	135,281.42-	142,400.00-	123,875.00-	123,875.00-	
100-4301-000-000	SANITATION	191,500.00-	191,500.00-	164,875.60-	197,825.00-	198,335.00-	198,335.00-	
100-4303-000-000	ANIMAL CONTROL FEES	2,500.00-	2,500.00-	5,221.00-	6,000.00-	5,000.00-	5,000.00-	
100-4304-000-000	ANIMAL QUARANTINE FEES	5,000.00-	5,000.00-	1,550.00-	2,000.00-	4,000.00-	4,000.00-	
100-4305-000-000	ANIMAL CONTROL FEES-LAKESIDE		300.00-	165.00-	300.00-	300.00-	300.00-	
	Subtotal:	199,000.00-	199,300.00-	171,811.60-	206,125.00-	207,635.00-	207,635.00-	
100-4800-000-000	INTEREST INCOME	125,000.00-	164,356.00-	172,105.60-	215,000.00-	180,000.00-	180,000.00-	
100-4802-000-000	LAKESIDE FIRE	168,748.00-	168,748.00-	168,748.00-	168,748.00-	205,369.00-	205,369.00-	
100-4804-000-000	AUCTION			38,515.85-	38,515.00-			
100-4805-000-000	LIBRARY FINES	3,000.00-	2,800.00-	2,140.60-	2,800.00-	2,700.00-	2,700.00-	
100-4807-000-000	BALLPARK RENTAL FEES	16,000.00-	16,000.00-	14,308.00-	16,000.00-	16,000.00-	16,000.00-	
100-4809-000-000	MULTI-PURPOSE CTR RENTAL FEES	8,000.00-	11,000.00-	9,753.75-	11,000.00-	10,000.00-	10,000.00-	
100-4810-000-000	PARK RENTAL FEES	3,000.00-	2,800.00-	8,341.50-	8,500.00-	3,000.00-	3,000.00-	
100-4811-000-000	FIXED ASSET SALES/DISPOSAL			36,450.00-	92,980.00-			
100-4813-000-000	GRANT PROCEEDS-PD		193,842.00-	3,740.78-	193,841.00-			
100-4814-000-000	SIG5 TESTING REMBURSEMENTS	1,800.00-	1,800.00-	421.00-	1,800.00-	1,800.00-	1,800.00-	
100-4816-000-000	COUNTY FIRE CALLS	84,000.00-	88,200.00-	66,150.00-	88,200.00-	88,200.00-	88,200.00-	
100-4817-000-000	GRANT PROCEEDS-FD		25,000.00-	24,907.88-	25,000.00-			
100-4818-000-000	GRANT PROCEEDS-LIBRARY			5,000.00-	5,000.00-			
100-4819-000-000	FIRE DEPT THIRD PARTY INS	12,000.00-	15,000.00-	14,920.40-	16,500.00-	12,000.00-	12,000.00-	
100-4822-000-000	LAKESIDE POLICE SERVICES		37,944.00-	29,382.50-	37,944.00-	50,000.00-	50,000.00-	
100-4825-000-000	INSURANCE PROCEEDS			24,848.87-	24,848.00-			
100-4826-000-000	CELL TOWER LEASES	23,805.00-	23,805.00-	19,837.50-	23,805.00-	23,805.00-	23,805.00-	
100-4850-000-000	MINERAL REVENUE	40,000.00-	40,000.00-	34,324.43-	40,000.00-	30,000.00-	30,000.00-	
100-4861-000-000	DONATIONS-PD			3,536.61-	3,536.00-			
100-4862-000-000	DONATIONS-FD			815.00-	815.00-			
100-4863-000-000	DONATIONS-A/C			135.00-	135.00-			
100-4864-000-000	DONATIONS-SR CENTER			356.30-	400.00-			
100-4880-000-000	MISCELLANEOUS INCOME	30,000.00-	27,000.00-	32,562.45-	34,000.00-	30,000.00-	30,000.00-	
100-4885-000-000	TRNS IN FROM VRF					110,656.00-	110,656.00-	
100-4890-000-000	CASH OVER/SHORT			6.00-				
100-4891-000-000	ADMIN FEE-HOTEL/MOTEL FUND	72,371.00-	72,371.00-		72,371.00-	83,640.00-	83,640.00-	
100-4893-000-000	TRANS IN - COURT TECHNOLOGY	10,288.00-	10,288.00-		10,288.00-	5,700.00-	5,700.00-	
100-4894-000-000	ADMIN FEE - CRIME DISTRICT	74,104.00-	74,104.00-		74,104.00-	85,080.00-	85,080.00-	
100-4895-000-000	BALLIFF REIMBURSEMENT	2,000.00-	2,000.00-		2,000.00-	2,500.00-	2,500.00-	
100-4898-000-000	ADMIN FEE - WATER FUND	13,213.00-	13,213.00-		13,213.00-	12,740.00-	12,740.00-	
	Subtotal:	687,329.00-	990,271.00-	711,308.02-	1,221,343.00-	953,190.00-	953,190.00-	

Department:

Period Ending: 7/2019

Program:

Account	Description	ADOPTED BUDGET	CURRENT BUDGET	YEAR TO DATE TOTAL	ESTIMATED 9/30/19	DEPT HEAD REQUEST	CITY MGR PROPOSED	COUNCIL APPROVED
100-4996-000-000	USE OF PRIOR YR RESTRICTED FB		60,000.00-		60,000.00-	8,500.00-	8,500.00-	
100-4997-000-000	USE OF PRIOR YR COMMITTED FB		3,402,896.00-		3,401,396.00-			
100-4999-000-000	USE OF PRIOR YR UNASSINGED FB	633,223.00-	793,723.00-		633,223.00-			
Subtotal:		633,223.00-	4,256,619.00-		4,094,619.00-	8,500.00-	8,500.00-	
Program number:		10,943,002.00-	14,788,240.00-	8,308,642.16-	15,004,937.00-	10,755,679.00-	10,755,679.00-	
Department number:		10,943,002.00-	14,788,240.00-	8,308,642.16-	15,004,937.00-	10,755,679.00-	10,755,679.00-	
Revenues		Subtotal ----- 10,943,002.00-	14,788,240.00-	8,308,642.16-	15,004,937.00-	10,755,679.00-	10,755,679.00-	

**CITY OF LAKE WORTH
2019/2020 PROPOSED BUDGET
WATER/SEWER FUND REVENUES (FUND 200)**

(DETAILED LINE ITEMS ARE ATTACHED FOR REVIEW AND DISCUSSION)

REVENUE CATEGORY	2014/2015 ACTUAL	2015/2016 ACTUAL	2016/2017 ACTUAL	2017/2018 ACTUAL	2018/2019		2019/2020 PROPOSED
					CURRENT	ESTIMATED	
WATER SALES	1,441,235	1,462,692	1,411,760	1,491,012	1,280,000	1,226,000	1,424,845
WATER TAP FEES	3,200	2,575	1,755	755	1,750	1,750	1,500
WATER SERVICE CHRGS	58,373	59,527	61,426	60,327	60,000	60,000	60,000
SEWER CHARGES	965,414	982,801	991,668	996,602	1,275,000	1,260,000	1,260,000
SEWER TAP FEES	8,375	7,525	5,300	2,325	6,000	6,200	4,000
BAD DEBTS RECOVERED	439	145	1,010	393	500	600	300
INVESTMENT & MISC	35,459	36,391	43,153	58,128	68,340	80,555	90,660
EDC CONTRIBUTION	235,905	230,713	247,361	273,855	169,318	169,318	189,153
TRANSFERS IN-ASSETS	412,194	384,928	1,192,138	903,461	696,000	695,345	
TRANSFERS IN-DEBT	281,256	281,658	282,716	136,804	138,414	138,414	
USE OF PRIOR YR RSRVS					780,296	812,216	
TOTAL REVENUE	3,441,850	3,448,955	4,238,287	3,923,662	4,475,618	4,450,398	3,030,458

Department:

Period Ending: 7/2019

Program:

Account	Description	ADOPTED BUDGET	CURRENT BUDGET	YEAR TO DATE TOTAL	ESTIMATED 9/30/19	DEPT HEAD REQUEST	CITY MGR PROPOSED	COUNCIL APPROVED
200-4400-000-000	WATER SALES	1,400,000.00-	1,280,000.00-	906,941.20-	1,226,000.00-	1,424,845.00-	1,424,845.00-	
200-4401-000-000	WATER TAP FEES	1,000.00-	1,750.00-	1,610.00-	1,750.00-	1,500.00-	1,500.00-	
200-4402-000-000	WATER SERVICE CHARGES	59,000.00-	60,000.00-	51,786.63-	60,000.00-	60,000.00-	60,000.00-	
200-4403-000-000	SEWER CHARGES	985,000.00-	1,275,000.00-	987,206.50-	1,260,000.00-	1,260,000.00-	1,260,000.00-	
200-4404-000-000	SEWER TAP FEES	3,000.00-	6,000.00-	6,025.00-	6,200.00-	4,000.00-	4,000.00-	
	Subtotal:	2,448,000.00-	2,622,750.00-	1,953,569.33-	2,553,950.00-	2,750,345.00-	2,750,345.00-	
200-4500-000-000	BAD DEBTS RECOVERED	300.00-	500.00-	566.04-	600.00-	300.00-	300.00-	
	Subtotal:	300.00-	500.00-	566.04-	600.00-	300.00-	300.00-	
200-4800-000-000	INTEREST INCOME	22,000.00-	35,000.00-	33,995.43-	39,000.00-	32,000.00-	32,000.00-	
200-4804-000-000	AUCTION			4,037.50-	4,037.00-			
200-4811-000-000	FIXED ASSET SALES/DISPOSAL			3,100.00-	3,100.00-			
200-4814-000-000	GARBAGE BILLING FEE	7,500.00-	7,500.00-	5,793.97-	7,700.00-	7,800.00-	7,800.00-	
200-4825-000-000	INSURANCE PROCEEDS		1,550.00-	2,428.63-	2,428.00-			
200-4826-000-000	CELL TOWER LEASE INCOME	16,790.00-	16,790.00-	13,992.10-	16,790.00-	16,790.00-	16,790.00-	
200-4880-000-000	MISCELLANEOUS INCOME	7,000.00-	7,500.00-	6,903.32-	7,500.00-	7,000.00-	7,000.00-	
200-4885-000-000	TRNS IN FROM VRF					27,070.00-	27,070.00-	
200-4890-000-000	CASH OVER/SHORT			1.85-				
200-4899-000-000	CONTRIBUTION - EDC	169,318.00-	169,318.00-		169,318.00-	189,153.00-	189,153.00-	
	Subtotal:	222,608.00-	237,658.00-	70,252.80-	249,873.00-	279,813.00-	279,813.00-	
200-4904-000-000	TRANSFER IN OTHER FUNDS	12,000.00-	696,000.00-		695,345.00-			
200-4907-000-000	TRANSFER IN-EDC/1997 SERIES	138,414.00-	138,414.00-		138,414.00-			
200-4997-000-000	USE OF PRIOR YR COMMITTED FB				272,302.00-			
200-4999-000-000	USE OF PRIOR YR UNASSIGNED FB	507,994.00-	507,994.00-		539,914.00-			
	Subtotal:	658,408.00-	1,614,710.00-		1,645,975.00-			
Program number:		3,329,316.00-	4,475,618.00-	2,024,388.17-	4,450,398.00-	3,030,458.00-	3,030,458.00-	
Department number:		3,329,316.00-	4,475,618.00-	2,024,388.17-	4,450,398.00-	3,030,458.00-	3,030,458.00-	
Revenues	Subtotal -----	3,329,316.00-	4,475,618.00-	2,024,388.17-	4,450,398.00-	3,030,458.00-	3,030,458.00-	

TAB 24

WATER RATE UPDATE

**CITY OF LAKE WORTH
PROPOSED WATER RATES
EFFECTIVE 10/1/19**

Residential Inside City Limits (RFS \$7.50)				
Consumption Tiers (in thousands)	1-5	6-10	11-30	31+
Current Rates (per 1,000 gals)	3.10	3.16	3.23	3.29
Proposed Rates (per 1,000 gals)	3.10	3.26	3.42	3.59

Residential Outside City Limits (RFS \$11.25)				
Consumption Tiers (in thousands)	1-5	6-10	11-30	31+
Current Rates (per 1,000 gals)	4.65	4.74	4.85	4.94
Proposed Rates (per 1,000 gals)	4.65	4.89	5.13	5.39

Commercial Inside City Limits (RFS \$15.50)				
Consumption Tiers (in thousands)	1-5	6-10	11-30	31+
Current Rates (per 1,000 gals)	5.35	5.46	5.57	5.68
Proposed Rates (per 1,000 gals)	5.35	5.62	5.9	6.2

Commercial Outside City Limits (RFS \$23.25)				
Consumption Tiers (in thousands)	1-5	6-10	11-30	31+
Current Rates (per 1,000 gals)	8.03	8.19	8.36	8.52
Proposed Rates (per 1,000 gals)	8.03	8.43	8.85	9.29

Fire Hydrant Inside City Limits (RFS \$25.00)				
Consumption Tiers (in thousands)	1-5	6-10	11-30	31+
Current Rates (per 1,000 gals)	5.35	5.46	5.57	5.68
Proposed Rates (per 1,000 gals)	5.35	5.62	5.9	6.2

Fire Hydrant Outside City Limits (RFS \$37.50)				
Consumption Tiers (in thousands)	1-5	6-10	11-30	31+
Current Rates (per 1,000 gals)	8.03	8.19	8.36	8.52
Proposed Rates (per 1,000 gals)	8.03	8.43	8.85	9.29

Cost of Water				
Consumption in gallons	6000	10000	15000	40000
Residential-Current Rates	18.66	31.30	47.45	128.80
Residential-Proposed Rates	18.76	31.80	48.90	136.10
Residential Increase	0.10	0.50	1.45	7.30
Commercial-Current Rates	32.21	54.05	81.90	222.25
Commercial-Proposed Rates	32.37	54.85	84.35	234.85
Commercial Increase	0.16	0.80	2.45	12.60

City of Lake Worth
Revenues Needed From Water Rates

	FYE 2020 Proposed
O&M	
Personnel	441,129
Supplies	48,657
Maintenance	35,000
Equipment Maintenance	24,010
Services	119,593
Other	80,920
Transfers	<u>7,644</u>
Total O&M	756,953
Water Purchases	640,000
Debt	68,910
Depreciation (*)	<u>158,650</u>
	867,560
Total Revenue Needed	1,624,513
Less other Revenues	
Water Tap Fees	1,500
Water Service Charges	36,000
Bad Debt Recovered	180
Interest Income	19,200
Garbage Billing Fee	4,680
Cell Tower Leases	16,790
Miscellaneous	4,200
Contribution-EDC	94,577
Transfer In from VRF	27,070
Total Other Revenue	204,197
Total needed from Rates	1,420,316
Projected Rate Revenue	1,424,845
Rate Surplus/(Deficit)	4,529

City of Lake Worth
Revenues Needed From Sewer Rates

	FYE 2020 Proposed
O&M	
Personnel	95,369
Supplies	13,803
Maintenance	8,000
Equipment Maintenance	39,640
Services	86,644
Other	2,900
Transfers	<u>5,096</u>
Total O&M	251,452
Sewer Charges	860,000
Debt	45,940
Depreciation (*)	<u>226,100</u>
	1,132,040
Total Revenue Needed	1,383,492
 Less other Revenues	
Sewer Tap Fees	4,000
Water Service Charges	24,000
Bad Debt Recovered	120
Interest Income	12,800
Garbage Billing Fee	3,120
Miscellaneous	2,800
Contribution-EDC	94,577
Total Other Revenue	141,417
Total needed from Rates	1,242,076
Projected Rate Revenue	1,260,000
Rate Surplus/(Deficit)	17,924

TAB 25

WATER SUPPLY

**CITY OF LAKE WORTH
2019/2020 PROPOSED BUDGET
WATER SUPPLY (DEPT 700)**

(DETAILED LINE ITEMS ARE ATTACHED FOR REVIEW AND DISCUSSION)

EXPENSE CATEGORY	2014/2015 ACTUAL	2015/2016 ACTUAL	2016/2017 ACTUAL	2017/2018 ACTUAL	2018/2019		2019/2020 PROPOSED
					CURRENT	ESTIMATED	
SALARIES (100 SERIES)	95,680	94,460	130,979	128,814	155,769	151,965	165,485
GASB 68 TOTALS (100 SERIES)	10,835	11,675	11,486	12,078			
SUPPLIES (200 SERIES)	10,818	9,733	8,898	10,071	17,045	17,345	19,220
MAINTENANCE (400 SERIES)	4,778	13,867	5,264	9,042	23,500	23,500	10,500
SERVICES (500 SERIES)	695,988	660,584	575,672	657,023	682,264	669,564	693,216
MISCELLANEOUS (600 SERIES)							
EQUIPMENT (700 SERIES)							
CAPITAL (800 SERIES)		1,175			162,260	162,260	
TRNS OUT/DEPREC (900 SERIES)	207	207	2,627	8,385			
TOTAL EXPENSES	818,306	791,701	734,926	825,413	1,040,838	1,024,634	888,421

Account	Description	ADOPTED BUDGET	CURRENT BUDGET	YEAR TO DATE TOTAL	ESTIMATED 9/30/19	DEPT HEAD REQUEST	CITY MGR PROPOSED	COUNCIL APPROVED
200-0100-700-000	SALARIES	102,852.00	102,852.00	82,363.68	102,254.00	107,697.00	107,697.00	
200-0102-700-000	LONGEVITY PAY	1,128.00	1,128.00	1,128.00	1,128.00	1,200.00	1,200.00	
200-0108-700-000	FICA EXPENSE	6,571.00	6,571.00	5,252.09	6,511.00	6,916.00	6,916.00	
200-0109-700-000	MEDICARE EXPENSE	1,537.00	1,537.00	1,228.32	1,523.00	1,618.00	1,618.00	
200-0110-700-000	UNEMPLOYMENT TAX	513.00	513.00	18.00	27.00	513.00	513.00	
200-0111-700-000	TMRS EXPENSE	17,072.00	17,072.00	14,066.49	16,803.00	18,578.00	18,578.00	
200-0112-700-000	HMO EXPENSE	19,928.00	19,928.00	14,222.05	17,899.00	21,667.00	21,667.00	
200-0113-700-000	DENTAL BENEFITS	355.00	355.00	199.67	244.00	244.00	244.00	
200-0114-700-000	LIFE INSURANCE	221.00	221.00	144.08	197.00	217.00	217.00	
200-0115-700-000	WORKERS' COMPENSATION	3,232.00	3,232.00	2,422.10	3,340.00	3,809.00	3,809.00	
200-0116-700-000	OTHER BENEFITS	228.00	236.00	179.09	236.00	240.00	240.00	
200-0117-700-000	VISION INSURANCE	127.00	127.00	91.72	115.00	127.00	127.00	
200-0118-700-000	CERTIFICATION PAY	600.00	600.00		300.00	600.00	600.00	
200-0124-700-000	VACATION BUY BACK	1,397.00	1,397.00	1,387.44	1,388.00	2,059.00	2,059.00	
Subtotal:		155,761.00	155,769.00	122,702.73	151,965.00	165,485.00	165,485.00	
200-0201-700-000	CHEMICALS	16,000.00	14,000.00	5,912.93	14,000.00	16,000.00	16,000.00	
200-0210-700-000	MISCELLANEOUS SUPPLIES/TOOLS	500.00	500.00	56.31	500.00	500.00	500.00	
200-0213-700-000	OFFICE SUPPLIES	60.00	60.00	38.63	60.00	60.00	60.00	
200-0214-700-000	POSTAGE	60.00	60.00	25.58	60.00	60.00	60.00	
200-0215-700-000	PRINTING	1,300.00	1,300.00	1,462.35	1,600.00	1,300.00	1,300.00	
200-0219-700-000	UNIFORMS	975.00	975.00	417.27	975.00	1,000.00	1,000.00	
200-0222-700-000	SAFETY	150.00	150.00	53.93	150.00	300.00	300.00	
Subtotal:		19,045.00	17,045.00	7,967.00	17,345.00	19,220.00	19,220.00	
200-0404-700-000	RADIO		500.00	261.34	500.00	500.00	500.00	
200-0408-700-000	WELL SITE MAINTENANCE/INSPECT.	23,000.00	23,000.00	5,436.69	23,000.00	10,000.00	10,000.00	
Subtotal:		23,000.00	23,500.00	5,698.03	23,500.00	10,500.00	10,500.00	
200-0502-700-000	COMPUTER SOFTWARE-CONTRACTS	2,500.00	3,000.00		3,000.00	3,000.00	3,000.00	
200-0509-700-000	ELECTRICAL PUMP POWER	27,000.00	27,000.00	17,348.02	25,000.00	27,000.00	27,000.00	
200-0518-700-000	GENERAL INSURANCE	2,115.00	1,600.00	1,055.34	1,600.00	1,600.00	1,600.00	
200-0531-700-000	SCHOOLS/DUES		1,000.00	456.00	1,000.00	1,500.00	1,500.00	
200-0535-700-000	TELEPHONE	1,600.00	1,600.00	1,157.20	1,600.00	1,600.00	1,600.00	
200-0540-700-000	WATER TESTING	9,000.00	10,000.00	3,972.59	10,000.00	10,000.00	10,000.00	
200-0541-700-000	WATER PURCHASE	675,000.00	630,000.00	337,204.28	620,000.00	640,000.00	640,000.00	
200-0542-700-000	GROUNDWATER PRODUCTION FEES	8,500.00	7,000.00	6,348.13	6,348.00	7,500.00	7,500.00	
200-0590-700-000	FW RADIO TRUNKING	864.00	864.00	816.00	816.00	816.00	816.00	
200-0597-700-000	HUMAN RESOURCE SERVICES	200.00	200.00		200.00	200.00	200.00	
Subtotal:		726,779.00	682,264.00	368,357.56	669,564.00	693,216.00	693,216.00	

Account	Description	ADOPTED BUDGET	CURRENT BUDGET	YEAR TO DATE TOTAL	ESTIMATED 9/30/19	DEPT HEAD REQUEST	CITY MGR PROPOSED	COUNCIL APPROVED
200-0801-700-000	COMPUTER HARDWARE		25,000.00		25,000.00			
200-0850-700-000	CHLORAMINE PROJECT	8,000.00	137,260.00	105,240.00	137,260.00			
	Subtotal:	8,000.00	162,260.00	105,240.00	162,260.00			
	Program number:	932,585.00	1,040,838.00	609,965.32	1,024,634.00	888,421.00	888,421.00	
	Department number: WATER SUPPLY	932,585.00	1,040,838.00	609,965.32	1,024,634.00	888,421.00	888,421.00	

TAB 26

WATER DISTRIBUTION

**CITY OF LAKE WORTH
2019/2020 PROPOSED BUDGET
WATER DISTRIBUTION (DEPT 710)**

(DETAILED LINE ITEMS ARE ATTACHED FOR REVIEW AND DISCUSSION)

EXPENSE CATEGORY	2014/2015 ACTUAL	2015/2016 ACTUAL	2016/2017 ACTUAL	2017/2018 ACTUAL	2018/2019		2019/2020 PROPOSED
					CURRENT	ESTIMATED	
SALARIES (100 SERIES)	201,938	192,070	179,994	213,744	229,137	224,617	240,249
GASB 68 TOTALS (100 SERIES)	17,437	24,046	22,474	23,631			
SUPPLIES (200 SERIES)	13,945	12,465	14,632	16,333	20,100	22,600	18,668
MAINTENANCE (300 & 400 SERIES)	22,013	31,711	27,611	41,450	42,300	47,052	43,800
SERVICES (500 SERIES)	11,166	8,952	18,074	25,739	16,208	16,808	17,408
MISCELLANEOUS (600 SERIES)							
EQUIPMENT (700 SERIES)			511		3,400	3,400	1,000
CAPITAL (800 SERIES)	32,223	39,464	19,120	46,908	837,829	840,484	77,070
TRNS OUT/DEPREC (900 SERIES)	144,876	147,854	129,121	141,330			
TOTAL EXPENSES	443,598	456,562	411,537	509,135	1,148,974	1,154,961	398,195

Account	Description	ADOPTED BUDGET	CURRENT BUDGET	YEAR TO DATE TOTAL	ESTIMATED 9/30/19	DEPT HEAD REQUEST	CITY MGR PROPOSED	COUNCIL APPROVED
200-0100-710-000	SALARIES	123,610.00	120,259.00	94,855.00	117,000.00	125,639.00	125,639.00	
200-0101-710-000	OVERTIME	22,000.00	24,000.00	22,817.26	26,000.00	22,000.00	22,000.00	
200-0102-710-000	INCENTIVE PAY-LONGEVITY	1,518.00	1,518.00	2,302.00	2,302.00	1,662.00	1,662.00	
200-0107-710-000	ON CALL PREMIUM PAY	7,760.00	7,760.00	6,300.00	7,760.00	7,760.00	7,760.00	
200-0108-710-000	FICA EXPENSE	9,808.00	9,808.00	7,897.00	9,560.00	9,870.00	9,870.00	
200-0109-710-000	MEDICARE EXPENSE	2,294.00	2,294.00	1,846.86	2,236.00	2,308.00	2,308.00	
200-0110-710-000	UNEMPLOYMENT TAX	684.00	1,332.00	27.00	36.00	684.00	684.00	
200-0111-710-000	TMRs EXPENSE	25,482.00	25,482.00	21,110.89	24,616.00	26,513.00	26,513.00	
200-0112-710-000	HMO EXPENSE	34,932.00	26,990.00	23,560.76	26,990.00	34,999.00	34,999.00	
200-0113-710-000	DENTAL BENEFITS	533.00	533.00	320.66	362.00	366.00	366.00	
200-0114-710-000	LIFE INSURANCE	332.00	332.00	221.61	300.00	325.00	325.00	
200-0115-710-000	WORKERS' COMPENSATION	4,824.00	4,986.00	3,616.22	4,986.00	5,435.00	5,435.00	
200-0116-710-000	OTHER BENEFITS	342.00	354.00	260.16	354.00	360.00	360.00	
200-0117-710-000	VISION INSURANCE	191.00	191.00	151.15	173.00	191.00	191.00	
200-0118-710-000	CERTIFICATION PAY	2,400.00	2,400.00	729.17	1,050.00	1,200.00	1,200.00	
200-0124-710-000	VACATION BUY BACK	898.00	898.00	892.00	892.00	937.00	937.00	
Subtotal:		237,608.00	229,137.00	186,907.74	224,617.00	240,249.00	240,249.00	
200-0208-710-000	GAS AND OIL	12,500.00	16,500.00	14,088.75	19,000.00	15,000.00	15,000.00	
200-0210-710-000	MISCELLANEOUS SUPPLIES/TOOLS	1,000.00	1,000.00	500.32	1,000.00	1,000.00	1,000.00	
200-0213-710-000	OFFICE	100.00	100.00	39.56	100.00	100.00	100.00	
200-0219-710-000	UNIFORMS	2,250.00	2,250.00	925.08	2,250.00	2,318.00	2,318.00	
200-0222-710-000	SAFETY	250.00	250.00	168.82	250.00	250.00	250.00	
Subtotal:		16,100.00	20,100.00	15,722.53	22,600.00	18,668.00	18,668.00	
200-0300-710-000	BUILDING MAINTENANCE	1,500.00	1,500.00	227.24	1,500.00	1,500.00	1,500.00	
200-0313-710-000	WATER MAINS MAINTENANCE	20,000.00	20,000.00	19,390.20	20,000.00	20,000.00	20,000.00	
200-0314-710-000	WATER LINE FLUSHING	4,000.00	4,000.00	4,680.48	5,500.00	4,000.00	4,000.00	
200-0315-710-000	GF REIMBURSE FOR W&S IMPROVMTS	5,000.00	5,000.00	7,322.50	8,000.00	5,000.00	5,000.00	
Subtotal:		30,500.00	30,500.00	31,620.42	35,000.00	30,500.00	30,500.00	
200-0403-710-000	OTHER EQUIPMENT MAINTENANCE	6,500.00	6,500.00	1,251.67	6,500.00	6,500.00	6,500.00	
200-0404-710-000	RADIO MAINTENANCE		300.00	130.67	300.00	300.00	300.00	
200-0406-710-000	VEHICLE MAINTENANCE	5,000.00	5,000.00	2,174.43	5,000.00	5,000.00	5,000.00	
200-0416-710-000	VEHICLE MAINTENANCE FEES			125.72	252.00	1,500.00	1,500.00	
Subtotal:		11,500.00	11,800.00	3,682.49	12,052.00	13,300.00	13,300.00	
200-0502-710-000	COMPUTER SOFTWARE-CONTRACTS	3,100.00	3,100.00	3,286.50	3,700.00	3,100.00	3,100.00	
200-0514-710-000	EQUIPMENT RENTAL	500.00	500.00	44.00	500.00	500.00	500.00	
200-0521-710-000	VEHICLE INSURANCE	3,530.00	3,400.00	3,049.58	3,400.00	3,700.00	3,700.00	

Account	Description	ADOPTED BUDGET	CURRENT BUDGET	YEAR TO DATE TOTAL	ESTIMATED 9/30/19	DEPT HEAD REQUEST	CITY MGR PROPOSED	COUNCIL APPROVED
200-0531-710-000	SCHOOLS/DUES	1,500.00	1,500.00	1,169.26	1,500.00	1,500.00	1,500.00	
200-0535-710-000	TELEPHONE	1,600.00	1,600.00	1,200.43	1,600.00	1,600.00	1,600.00	
200-0537-710-000	TRAVEL/LODGING	2,000.00	1,500.00	560.33	1,500.00	1,500.00	1,500.00	
200-0538-710-000	UTILITIES-ELECTRIC	2,400.00	2,400.00	2,002.74	2,400.00	2,400.00	2,400.00	
200-0546-710-000	UTILITIES-WTR/SWR	100.00	100.00	59.10	100.00	100.00	100.00	
200-0547-710-000	UTILITIES-GAS	1,000.00	1,000.00	790.66	1,000.00	1,000.00	1,000.00	
200-0590-710-000	FW RADIO TRUNKING	864.00	408.00	408.00	408.00	408.00	408.00	
200-0597-710-000	HUMAN RESOURCE SERVICES	100.00	100.00		100.00	100.00	100.00	
200-0599-710-000	OTHER SERVICES	600.00	600.00	388.04	600.00	1,500.00	1,500.00	
Subtotal:		17,294.00	16,208.00	12,958.64	16,808.00	17,408.00	17,408.00	
200-0701-710-000	MINOR TOOLS	3,400.00	3,400.00	2,693.90	3,400.00	1,000.00	1,000.00	
Subtotal:		3,400.00	3,400.00	2,693.90	3,400.00	1,000.00	1,000.00	
200-0802-710-000	EQUIPMENT	12,000.00	11,345.00	11,345.28	11,345.00			
200-0805-710-000	MOTOR VEHICLES		43,042.00	40,230.03	4,779.00			
200-0806-710-000	WATER METERS & HYDRANTS	50,000.00	50,000.00	37,186.57	50,000.00	50,000.00	50,000.00	
200-0815-710-000	CAPITAL WATER LINE IMPRV		684,000.00	78,633.90	684,000.00			
200-0825-710-000	REPLACEMENT EQUIPMENT		7,642.00	10,296.57	10,297.00			
200-0860-710-000	VEHICLE LEASE PAYMENTS			1,470.60	2,941.00	27,070.00	27,070.00	
200-0895-710-000	VRP CONTRIBUTION	41,800.00	41,800.00		77,122.00			
Subtotal:		103,800.00	837,829.00	179,162.95	840,484.00	77,070.00	77,070.00	
Program number:		420,202.00	1,148,974.00	432,748.67	1,154,961.00	398,195.00	398,195.00	
Department number: WATER DISTRIBUTION		420,202.00	1,148,974.00	432,748.67	1,154,961.00	398,195.00	398,195.00	

TAB 27

SEWER

**CITY OF LAKE WORTH
2019/2020 PROPOSED BUDGET
SEWER DEPARTMENT (DEPT 720)**

(DETAILED LINE ITEMS ARE ATTACHED FOR REVIEW AND DISCUSSION)

EXPENSE CATEGORY	2014/2015 ACTUAL	2015/2016 ACTUAL	2016/2017 ACTUAL	2017/2018 ACTUAL	2018/2019		2019/2020 PROPOSED
					CURRENT	ESTIMATED	
SALARIES (100 SERIES)	52,816	55,987	57,059	62,001	68,340	65,553	71,773
GASB 68 TOTALS (100 SERIES)	4,258	5,975	6,288	6,612			
SUPPLIES (200 SERIES)	5,961	2,643	2,932	3,856	11,151	11,151	6,623
MAINTENANCE (300 & 400 SERIES)	59,142	47,950	7,432	12,934	119,300	119,300	254,500
SERVICES (500 SERIES)	799,927	789,329	662,087	601,762	1,010,124	1,010,098	913,998
MISCELLANEOUS (600 SERIES)							
EQUIPMENT (700 SERIES)				463	1,000	1,000	1,000
CAPITAL (800 SERIES)		910			555,363	552,336	
TRNS OUT/DEPREC (900 SERIES)	179,022	190,429	202,514	216,154			
TOTAL EXPENSES	1,101,126	1,093,223	938,312	903,782	1,765,278	1,759,438	1,247,894

Account	Description	ADOPTED BUDGET	CURRENT BUDGET	YEAR TO DATE TOTAL	ESTIMATED 9/30/19	DEPT HEAD REQUEST	CITY MGR PROPOSED	COUNCIL APPROVED
200-0100-720-000	SALARIES	41,906.00	41,906.00	33,717.60	41,860.00	43,994.00	43,994.00	
200-0102-720-000	INCENTIVE PAY-LONGEVITY	390.00	390.00	390.00	390.00	462.00	462.00	
200-0107-720-000	ON CALL PREMIUM PAY			160.00	160.00			
200-0108-720-000	FICA EXPENSE	2,728.00	2,728.00	2,165.28	2,681.00	2,827.00	2,827.00	
200-0109-720-000	MEDICARE EXPENSE	638.00	638.00	506.43	627.00	661.00	661.00	
200-0110-720-000	UNEMPLOYMENT TAX	171.00	171.00	9.00	18.00	171.00	171.00	
200-0111-720-000	TMRS EXPENSE	7,088.00	7,088.00	5,847.67	6,944.00	7,594.00	7,594.00	
200-0112-720-000	HMO EXPENSE	9,964.00	9,964.00	6,460.93	8,000.00	10,833.00	10,833.00	
200-0113-720-000	DENTAL BENEFITS	178.00	178.00	90.32	115.00	122.00	122.00	
200-0114-720-000	LIFE INSURANCE	111.00	111.00	76.08	101.00	108.00	108.00	
200-0115-720-000	WORKERS' COMPENSATION	3,167.00	3,281.00	2,379.76	3,281.00	3,674.00	3,674.00	
200-0116-720-000	OTHER BENEFITS	114.00	118.00	89.57	118.00	120.00	120.00	
200-0117-720-000	VISION INSURANCE	64.00	64.00	41.67	55.00	64.00	64.00	
200-0118-720-000	CERTIFICATION PAY	900.00	900.00	250.00	400.00	300.00	300.00	
200-0124-720-000	VACATION BUY BACK	803.00	803.00	802.80	803.00	843.00	843.00	
Subtotal:		68,222.00	68,340.00	52,987.11	65,553.00	71,773.00	71,773.00	
200-0201-720-000	CHEMICALS	3,000.00	3,000.00	159.45	3,000.00	3,000.00	3,000.00	
200-0210-720-000	MISCELLANEOUS SUPPLIES/TOOLS	800.00	800.00	238.25	800.00	800.00	800.00	
200-0213-720-000	OFFICE	50.00	50.00	9.89	50.00	50.00	50.00	
200-0215-720-000	PRINTING		51.00	50.29	51.00			
200-0219-720-000	UNIFORMS	750.00	750.00	342.47	750.00	773.00	773.00	
200-0222-720-000	SAFETY	6,500.00	6,500.00	1,194.93	6,500.00	500.00	500.00	
200-0295-720-000	SPECIAL EVENT SUPPLIES					1,500.00	1,500.00	
Subtotal:		11,100.00	11,151.00	1,995.28	11,151.00	6,623.00	6,623.00	
200-0301-720-000	CDBG PROJECT	50,000.00	50,000.00	3,685.03	50,000.00	210,000.00	210,000.00	
200-0307-720-000	SEWER LINE MAINTENANCE	5,000.00	5,000.00	1,029.79	5,000.00	5,000.00	5,000.00	
Subtotal:		55,000.00	55,000.00	4,714.82	55,000.00	215,000.00	215,000.00	
200-0403-720-000	OTHER EQUIPMENT MAINTENANCE	2,500.00	4,000.00	3,247.90	4,000.00	9,200.00	9,200.00	
200-0404-720-000	RADIO		300.00	130.67	300.00	300.00	300.00	
200-0407-720-000	LIFT STATION EQUIP MAINT	48,000.00	60,000.00	17,831.47	60,000.00	30,000.00	30,000.00	
Subtotal:		50,500.00	64,300.00	21,210.04	64,300.00	39,500.00	39,500.00	
200-0502-720-000	COMPUTER SOFTWARE-CONTRACTS	2,500.00	3,700.00	2,726.99	3,700.00	3,700.00	3,700.00	
200-0514-720-000	EQUIPMENT RENTAL	500.00	3,600.00	2,555.30	3,600.00	500.00	500.00	
200-0516-720-000	FT WORTH SEWER CHARGE	660,000.00	850,000.00	675,228.74	850,000.00	860,000.00	860,000.00	
200-0518-720-000	GENERAL INSURANCE	5,510.00	6,400.00	4,424.51	6,400.00	5,400.00	5,400.00	
200-0531-720-000	SCHOOLS/DUES	1,000.00	1,000.00	18.20	1,000.00	1,500.00	1,500.00	

18:27 07/29/19

BUDGET WORKSHEET

Fund: 200 WATER WORKS

Department: 720 SEWER DEPARTMENT

Program:

Period Ending: 7/2019

Account	Description	ADOPTED BUDGET	CURRENT BUDGET	YEAR TO DATE TOTAL	ESTIMATED 9/30/19	DEPT HEAD REQUEST	CITY MGR PROPOSED	COUNCIL APPROVED
200-0538-720-000	UTILITIES-ELECTRIC	42,500.00	42,500.00	35,494.85	42,500.00	40,000.00	40,000.00	
200-0540-720-000	SEWER SAMPLES	2,400.00	2,400.00	1,660.00	2,400.00	2,400.00	2,400.00	
200-0546-720-000	UTILITIES-WTR/SWR	15.00	15.00		15.00	15.00	15.00	
200-0560-720-000	I & I STUDY		100,000.00		100,000.00			
200-0590-720-000	FW RADIO TRUNKING	434.00	434.00	408.00	408.00	408.00	408.00	
200-0597-720-000	HUMAN RESOURCE SERVICES	75.00	75.00		75.00	75.00	75.00	
Subtotal:		714,934.00	1,010,124.00	722,516.59	1,010,098.00	913,998.00	913,998.00	
200-0702-720-000	MINOR EQUIPMENT	1,000.00	1,000.00	615.00	1,000.00	1,000.00	1,000.00	
Subtotal:		1,000.00	1,000.00	615.00	1,000.00	1,000.00	1,000.00	
200-0802-720-000	EQUIPMENT	400,000.00	400,000.00	396,973.00	396,973.00			
200-0815-720-000	CAPITAL SEWER LINE IMPRV	150,000.00	150,000.00		150,000.00	150,000.00		
200-0825-720-000	REPLACEMENT EQUIPMENT		5,363.00	5,362.50	5,363.00			
Subtotal:		550,000.00	555,363.00	402,335.50	552,336.00	150,000.00		
Program number:		1,450,756.00	1,765,278.00	1,206,374.34	1,759,438.00	1,397,894.00	1,247,894.00	
Department number: SEWER DEPARTMENT		1,450,756.00	1,765,278.00	1,206,374.34	1,759,438.00	1,397,894.00	1,247,894.00	
Expenditures Subtotal -----		3,329,316.00	4,475,618.00	2,519,878.79	4,450,398.00	2,983,256.00	2,833,256.00	
Fund number: 200 WATER WORKS				495,490.62		47,202.00-	197,202.00-	

TAB 28

CAPITAL REQUESTS

**City of Lake Worth
Capital Equipment and
Additional Staffing Requests
For Fiscal Year Ending 09/30/20**

Requesting Department	Budget Code	Description of Item Requested	Estimated Cost
Administration	100 811 505	Automatic Doors-City Hall Main Entry	8,000
Library	100 811 535	Automatic Doors-Library Main Entry	7,500
Fire	100 802 515	SCBA's with bottles & masks	217,218
	100 802 515	Sauna	12,000
	100 802 515	Chest compression system	18,000
Fire Department Total			247,218
Parks	100 802 540	Stand-on mower	9,500
	100 802 540	Gator utility vehicle	12,000
Parks Department Total			21,500
Court	Various Accts	Bailiff/warrant officer	98,650
Sewer	200 802 720	Sewerage bypass pump	80,000

GF Total	382,868	DEPARTMENT
WS Total	80,000	HEAD
Grand Total	462,868	REQUESTS

REQUESTS NOT BEING FORWARDED TO COUNCIL

GF Total	244,718	CITY
WS Total	0	MANAGER
Grand Total	244,718	REQUESTS

CITY OF LAKE WORTH

FUND		DEPARTMENT		DIVISION	
100		505		General	
SUPPLEMENTAL DETAILS - ACTIVE					
TITLE	Automatic Doors			TYPE	DECISION PACKAGE REQUEST
Has Fleet approved this request?	n/a	Has IT approved this request?	n/a	Has this been requested in previous years?	no
RESOURCES REQUESTED					
LINE ITEM	FY 2018	FY 2019	FY 2020	FY 2021	FY 2022
100-0811-505-000	8,000.00	-	-	-	-
	-	-	-	-	-
	-	-	-	-	-
	-	-	-	-	-
	-	-	-	-	-
	-	-	-	-	-
TOTAL	\$ 8,000.00	\$ -	\$ -	\$ -	\$ -
COMMENTS					
WHAT IS THE PURPOSE OF THIS REQUEST?			DESCRIBE THE BENEFITS THAT WILL BE GAINED FROM THIS REQUEST?		
The total amount requested will provide funding for an automatic door system which also includes new electrical to be added to the main doors to City Hall.			Achievement of ADA compliance. Automatic doors will provide safe, convenient access for everyone, regardless of age or ability.		
WHAT ARE THE REVENUE ENHANCEMENTS ASSOCIATED WITH THIS REQUEST?			WHAT ARE THE CONSEQUENCES OF NOT FUNDING THIS REQUEST?		
N/A			Failure to conform to ADA compliance.		
SUMMARIZE NEW POSITIONS IN THIS REQUEST (INCLUDE NUMBER OF FTE)			FINANCE COMMENTS		
N/A					

CITY OF LAKE WORTH

FUND		DEPARTMENT		DIVISION	
100		535		Library	
SUPPLEMENTAL DETAILS - ACTIVE					
TITLE			DECISION PACKAGE REQUEST		
Automatic Doors			TYPE		
Has Fleet approved this request?		Has IT approved this request?		Has this been requested in previous years?	
n/a		n/a		no	
RESOURCES REQUESTED					
LINE ITEM	FY 2018	FY 2019	FY 2020	FY 2021	FY 2022
100-0811-535-000	7,500.00	-	-	-	-
	-	-	-	-	-
	-	-	-	-	-
	-	-	-	-	-
	-	-	-	-	-
	-	-	-	-	-
TOTAL	\$ 7,500.00	\$ -	\$ -	\$ -	\$ -
COMMENTS					
WHAT IS THE PURPOSE OF THIS REQUEST?			DESCRIBE THE BENEFITS THAT WILL BE GAINED FROM THIS REQUEST?		
The total amount requested will provide funding for an automatic door system which also includes new electrical to be added to the main doors at the Library.			Achievement of ADA compliance. Automatic doors will provide safe, convenient access for everyone, regardless of age or ability.		
WHAT ARE THE REVENUE ENHANCEMENTS ASSOCIATED WITH THIS REQUEST?			WHAT ARE THE CONSEQUENCES OF NOT FUNDING THIS REQUEST?		
N/A			Failure to conform to ADA compliance.		
SUMMARIZE NEW POSITIONS IN THIS REQUEST (INCLUDE NUMBER OF FTE)			FINANCE COMMENTS		
N/A					

CITY OF LAKE WORTH

FUND		DEPARTMENT		DIVISION	
General		Fire Department		General-Fire-Operations	
SUPPLEMENTAL DETAILS - ACTIVE					
TITLE	Self-Contained Breathing Apparatus (SCBA)			TYPE	DECISION PACKAGE REQUEST
Has Fleet approved this request?	N/A	Has IT approved this request?	N/A	Has this been requested in previous years?	Yes
RESOURCES REQUESTED					
LINE ITEM	FY 2020	FY 2021	FY 2022	FY 2023	FY 2024
100-802-515-000 Equip Air-Pack X3 Pro SCBA's 24	152,808.24	-	-	-	-
100-802-515-000 Equip Carbon Fiber Bottles 24	25,372.80	-	-	-	-
100-802-515-000 Equip SCBA Face Masks 21	9,114.00	-	-	-	-
100-802-515-000 Equip SEMS II USB Gateway 1	1,612.25	-	-	-	-
100-802-515-000 Equip REG ASY, 2013, QD 1	1,349.79	-	-	-	-
100-802-515-000 Equip Scott Sight Thermal Imager 4	6,290.20	-	-	-	-
100-802-515-000 Equip Spare Harness Kit, X3 Pro 14	8,188.74	-	-	-	-
100-802-515-000 Equip Tool Adapter 1	494.92	-	-	-	-
100-802-515-000 Equip PAK Tracker 1	1,312.30	-	-	-	-
100-802-515-000 Equip Trk Charger, PAK Tracker 1	517.42	-	-	-	-
100-802-515-000 Equip Epic 3 Voice Amp 21	10,157.28	-	-	-	-
TOTAL	\$ 217,217.94	\$ -	\$ -	\$ -	\$ -
COMMENTS					
WHAT IS THE PURPOSE OF THIS REQUEST?			DESCRIBE THE BENEFITS THAT WILL BE GAINED FROM THIS REQUEST?		
The department requests the approval to purchase new self-contained breathing apparatus (SCBA) for use during exposure to IDLH environments. The new SCBA's would replace our existing inventory. Our current SCBA's no longer meet NFPA requirements as safety related features have advanced significantly over the past 17 years.			New SCBA's would allow our department to conform to the most recent standards adopted by the National Fire Protection Agency. SCBA technology has changed dramatically in the last 10 years and this pace of change will likely continue. The SCBA manufacturer does not provide the ability to upgrade from significantly older models to current standards, necessitating schedule replacement. Unlike some other types of equipment, it is essential to maintain a single, common type of SCBA to simplify training requirements and maximize safety when working in a hazardous environment (e.g., common emergency procedures). This is a significant factor in the decision to replace all units at one time (rather than a phased in approach).		
WHAT ARE THE REVENUE ENHANCEMENTS ASSOCIATED WITH THIS REQUEST?			WHAT ARE THE CONSEQUENCES OF NOT FUNDING THIS REQUEST?		
N/A			The department would no longer remain compliant with the adopted NFPA standard that regulates self contained breathing apparatus. The NFPA requires SCBA cylinders be replaced every 15 years. Failure to replace existing equipment may lead to catastrophic failure in the future and an increase in repair costs.		
SUMMARIZE NEW POSITIONS IN THIS REQUEST (INCLUDE NUMBER OF FTE)			FINANCE COMMENTS		
N/A					



SCOTT

Fire & Safety

3M™ Scott™ Air-Pak™ X3 Pro

Self-Contained Breathing Apparatus

NFPA 1981/1982, 2018 Edition

Approvals Pending



Air-Pak™ X3 Pro SCBA

More than ready.

3M™ Scott™ Fire & Safety has been committed to serving the fire service for more than 85 years. In that time, our purpose and focus has remained unchanged – to provide the most reliable and durable personal protective equipment to ensure the safety of firefighters and first responders. The result is an Air-Pak SCBA built with quality and precision that you can trust to perform in the most demanding conditions. This level of proven, trusted performance has been carried forward with our latest Air-Pak SCBA platform.

Building on this tradition, 3M Scott Fire & Safety is proud to announce the continuation of the Air-Pak™ X3 Pro platform with its latest NFPA 1981/1982, 2018 Edition offering (*approvals pending*).

NFPA 1981/1982, 2018 Editions Standards Highlights

Second Stage Regulator Retention & Removal

- Strength of interface test added to verify the connection between the facepiece and second stage regulator
- If the SCBA incorporates a removable regulator, two distinct actions for disconnection are required prior to removal of the regulator

Pneumatic Data-logging

- All SCBA shall incorporate data-logging and, at a minimum, the following events and data points shall be identified and recorded with a date and time stamp for each event:
 - Initial activation pressure
 - SCBA pressure on the high-pressure side of the first stage pressure reducer
 - Data-logging at 30 second intervals
 - Transmission of HUD visual information signals for cylinder breathing air
 - 100%, 75%, 50%, and 35% (EOSTI)
 - Breathing rate at 30 second intervals
 - HUD deactivation pressure

Universal Emergency Breathing Safety System (UEBSS)

- New standardized fittings (Rectus type) for all manufacturers

Universal PASS Tone

- All PASS devices have a universal sound regardless of the manufacturer
 - This requirement was originally incorporated into the NFPA 1982, 2013 Edition standard as part of a Tentative Interim Amendment (TIA)



Universal UEBSS



Air-Pak™ X3 Pro SCBA

More than ready.

The Air-Pak™ X3 Pro SCBA is built on a foundation of redundant safety features, providing unparalleled performance to protect the family of firefighters who expect the best in the most demanding conditions, with a focus on enhancing Cleanability, Comfort, and Connectivity to ensure the security and comfort of today's firefighter.



- New harness materials offer greater resistance to chemical exposure and less water absorption to help minimize contamination
- Easy-to-remove harness allows for cleaning and decontamination to help with exposure reduction
- New shoulder harness design improves the ease of donning and minimizes pressure points to help reduce user fatigue
- Natural articulation (i.e. waist pad) promotes greater range of motion to the user, while transferring weight to the hips for a more balanced load
- Proven regulator design offers low breathing resistance to help reduce user burden and improve operational efficiencies
- Redundant safety features afford firefighters peace of mind knowing that the SCBA will perform in the toughest environments
- 3M™ Scotchlite™ Reflective Material delivers enhanced visibility of the SCBA when operating in low light conditions, improving safety and accountability on the fireground.
- Bluetooth® enabled electronics support wireless connectivity between devices for improved configurability, data transmission/retrieval, firefighter safety and fireground accountability
- Electronic PAR (ePAR) provides wireless, bi-directional communication between the firefighter and incident command (using Scott Connect Monitor Pro) to help improve fireground accountability and communications
- Integrated RFID tags provide local storage of SCBA information that can be wirelessly interrogated for asset tracking
- Proudly "Made in the USA" with attention to quality and workmanship

"Proven, trusted performance"

Safety and Performance From All Sides

5.5 Cylinder Technology minimizes weight and profile, helping to reduce user fatigue, improve productivity, and decrease injuries

Robust Warranty with no hidden exclusions provides peace of mind knowing that you won't get "short changed"

Proudly **"Made in the USA"** with attention to quality and workmanship

Easy-to-Remove Harness allows for cleaning and decontamination to help with exposure reduction

NFPA 2018 Ready to meet the performance requirements of the NFPA 1981/1982, 2018 Edition standards

Central Power Source improves battery management to minimize cost of ownership

"Buddy" Lights enable a 360° view of the firefighter's air pressure and PASS status

Universal EBSS provides compatibility between SCBA for "Buddy Breathing"

Snap-Change cylinder connection provides rapid cylinder replacement and improves cylinder charging efficiencies

Redundant Safety Features afford firefighters peace of mind knowing that the SCBA will perform in the toughest environments

RFID-Enabled Bumper tracks cylinder fill history and monitors DOT compliance (i.e. hydrostatic testing)



Safety and Performance From All Sides

Integrated Drag Rescue Loop provides a horizontal pull strength of 1000 lbs to assist with rescuing a downed firefighter

Aluminum Alloy Backframe offers a lightweight, durable design to withstand the rigors of the fireground

New Harness Materials offer greater resistance to chemical exposure and less water absorption to help minimize contamination

Proven Regulator Design offers low breathing resistance to help reduce user burden and improve operational efficiencies

Electronic PAR (ePAR) provides wireless communication between the firefighter and incident command (via Scott Connect Monitor Pro) to improve fireground accountability and communications

New Buckle Design provides firm hold to prevent inadvertent loosening of shoulder and waist straps to help provide a secure fit of SCBA on the firefighter

"Buddy" Lights enable a 360° view of the firefighter's air pressure and PASS status

Naturally Articulating Waist Pad promotes greater range of motion to the firefighter, while transferring weight to the hips for a more balanced load

3M™ Scotchlite™ Reflective Material enhances visibility of the SCBA when operating in low light conditions, improving safety and accountability on the fireground



Providing Value To Our Customers

Stay Connected To Your Most Important Assets

Two of the most critical components of a successful fireground operation are maintaining personnel accountability and effective communications. These also happen to be two of the biggest challenges that fire departments are faced with today. As an incident commander, there is no greater fear than losing track of one of your firefighters and not being able to communicate. This is where 3M Scott Fire & Safety's latest SCBA solution comes in.

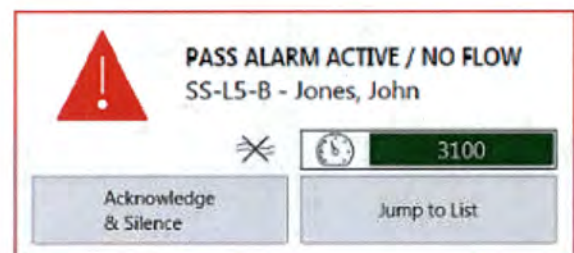
The Air-Pak™ X3 Pro SCBA incorporates an ePAR feature that enables an incident commander to check the PAR status of a firefighter without the need to broadcast over the radio network. Utilizing SEMS II Pro with Scott Connect Monitor Pro, a PAR request is sent to the firefighter with an audible and visual alert notification. With a simple click of a button on the PASS console, the firefighter sends an acknowledgment back to incident command. By reducing excess radio traffic and relying on data transmission through the SEMS II wireless telemetry system, accountability is preserved while helping to maintain effective radio communications for when it matters most.



Improving Accountability One Firefighter at a Time

Scott Connect Monitor Pro puts critical real-time responder SCBA information at incident command's fingertips. Designed for use on modern, touch-enabled PCs, this easy-to-understand air management solution allows the company officer or team leader to see air, PASS and EVAC telemetry data available while establishing and maintaining command. Additional alert notifications – high flow or no flow condition at full-alarm PASS – provide incident command with enhanced situational intelligence to guide critical decision making. A system integrity alarm monitors performance of the SCBA and provides notification of impending electronics degradation due to elevated temperature.

Scott Connect Monitor Pro's automated design complements existing accountability and incident command SOGs without the burden of additional work.



Providing Value To Our Customers

Communicate Clearly



It's a no brainer. Clear radio communications on the fireground is a must-have when it comes to the safety of firefighters and other first responders. Not only is it essential that firefighters have the ability to communicate reliably between one another, but also with command and dispatch units. We all know that background noise is a fact of life on the fireground. There are noisy sirens, saws, positive pressure ventilation fans and other noise-producing equipment. Unfortunately, all of this noise compounds the firefighter's ability to hear in high noise situations, including over the radio. That's where 3M Scott Fire & Safety has stepped in.

The EPIC 3 RDI voice amplifier provides clear and loud SCBA and radio voice communications on the fireground for improved firefighter situational awareness and safety. Integrated noise suppression technology removes environmental ambient noise from the facepiece and radio voice communications, allowing first responders to be clearly heard and understood when communicating with incident victims, team members, incident commanders, and remote dispatchers. Clear communication shouldn't be something that happens by chance. The EPIC 3 RDI offers confidence in clear communications that you can trust.



Innovation at First Sight

When you wear 3M™ Scott Sight, you get more than constant thermal vision. You get your hands back. That's because unlike other thermal imaging devices integrated into the SCBA, Scott Sight combines a camera with a display in the facepiece without the need for reaching down and lifting a camera up. Firefighters now have both hands free for effective communication, victim extraction and carrying tools. Maintaining visibility is the key to reducing search times, hazard identification, interior accountability, navigation and egress. With Scott Sight, you will never miss a thing as it is always present, always visible and hands-free. Scott Sight takes situational awareness to a whole new level – Situational Intelligence!

Our Promise to the Fire Service

As the fire services industry leader in self-contained breathing apparatus (SCBA), our role at 3M™ Scott™ Fire & Safety is not only to provide the best equipment to protect firefighters and first responders in their daily jobs, but to do our part through product design, messaging, and strategic partnerships to educate and protect the long-term health of firefighters around the world. We take that responsibility seriously and are committed to instituting change. Not only for the firefighters of today, but for the firefighters of tomorrow.

Changing the way *WE THINK*

3M Scott Fire & Safety is committed to supporting the extensive cancer research that is being done across the country and around the world to better understand the exposure risks faced by firefighters. These risks are not just present during tactical fireground operations, but also during overhaul and rehab. Just as important are the exposure risks faced when not operating on the fireground, including, but not limited to, riding in the apparatus with contaminated gear and equipment or storing contaminated gear in fire station living quarters.

Changing the way *WE ACT*

3M Scott Fire & Safety makes a promise to participate directly in the development of best practices to minimize those exposure risks faced by firefighters. Whether that be proper air monitoring procedures, respiratory protection usage during overhaul, gross decon after an incident, routine cleaning procedures, or alternative storage methods of contaminated PPE, we are committed to supporting the development of new practices, and recognizing and sharing those best practices, no matter where in the world they may originate.

Changing the way *WE ADVOCATE*

3M Scott Fire & Safety will lend our voice to this very important cause. Working with the First Responder Center for Excellence, a National Fallen Firefighter's Foundation affiliate, the Firefighter Cancer Support Network, and the Fire Service Occupational Cancer Alliance, we will use our knowledge and expertise to promote better awareness across the fire services as to the long-term exposure risks and the best practices to help reduce those risks.

Changing the way *WE LEAD*

At 3M Scott Fire & Safety, our commitment extends beyond education and advocacy, to the products that we design and deliver. Our promise is that every new SCBA we develop will be offered with a removable harness and webbing to aid and enhance decon procedures, both on the fireground and at the fire station. 3M Scott Fire & Safety will continue to develop industry leading respiratory protective products that will assist in preventing dangerous contaminants from being inhaled during all parts of firefighting – suppression, overhaul, clean up, and investigation. Furthermore, we will invest in sensing technologies that deliver awareness not only of immediate threats to a firefighter's life and health, but also to the long-term threats from the environment surrounding them.

More than ready.



3M™ Scott™ Fire & Safety

Personal Safety Division
Monroe Center, P.O. Box 569
Monroe, NC 28111

Phone 1-800-247-7257
Email Us-3m-ScottMonroeCSR@mmm.com
Web 3MScott.com

HS 7620_Rev_I_EN 5/19 ISO 9001 Registered.
Please recycle. Printed in USA © 3M 2019.
All rights reserved.

CITY OF LAKE WORTH

FUND		DEPARTMENT		DIVISION		
General		Fire Department		General-Fire-Operations		
SUPPLEMENTAL DETAILS - ACTIVE						
TITLE	Fire Department Sauna			TYPE	DECISION PACKAGE REQUEST	
Has Fleet approved this request?	N/A	Has IT approved this request?	N/A	Has this been requested in previous years?	No	
RESOURCES REQUESTED						
LINE ITEM	FY 2020	FY 2021	FY 2022	FY 2023	FY 2024	
100-802-515-000 Equip Infrared Sauna	12,000.00	-	-	-	-	
OBJECT CODE- ACCOUNT TITLE	-	-	-	-	-	
OBJECT CODE- ACCOUNT TITLE	-	-	-	-	-	
OBJECT CODE- ACCOUNT TITLE	-	-	-	-	-	
OBJECT CODE- ACCOUNT TITLE	-	-	-	-	-	
OBJECT CODE- ACCOUNT TITLE	-	-	-	-	-	
TOTAL	\$ 12,000.00	\$ -	\$ -	\$ -	\$ -	
COMMENTS						
WHAT IS THE PURPOSE OF THIS REQUEST?			DESCRIBE THE BENEFITS THAT WILL BE GAINED FROM THIS REQUEST?			
To provide information related to the departments request to purchase a chemical detox infrared sauna for health and wellness (cancer reduction) purposes.			The chemical detox infrared sauna will enhance the departments existing cancer reduction program by allowing personnel the ability to eliminate toxins commonly found in the body after exposure to the products of combustion. For every five degrees (F) that body temperature rises, the absorption rate of skin increases by a staggering 400 percent. This increase essentially turns firefighters into a human sponge, and the toxins that are absorbed through their gear have a direct path into a firefighters' body. Cancer is the leading cause of death in firefighters outside of the line of duty, surpassing heart disease, according to the International Association of Firefighters. According to the EPA, dioxins and furans are likely to cause cancer. Dioxins and furans build up in the body over time, so concentrations will increase over a firefighter's career. The infrared sauna causes firefighters to eliminate these toxins through the process of perspiration. There have been many studies proving that an induced sweat is one of the most efficient ways a body can self-detox and rid itself of harmful chemicals. Specifically, the act of sweating can help reduce the risk of cancer by purging carcinogenic substances such as lead, cadmium, mercury, PCBs, flame retardants, asbestos, polycyclic aromatic hydrocarbons (PAHs), and arsenic.			
WHAT ARE THE REVENUE ENHANCEMENTS ASSOCIATED WITH THIS REQUEST?			WHAT ARE THE CONSEQUENCES OF NOT FUNDING THIS REQUEST?			
N/A			The department would continue its health and wellness program by remaining proactive in cancer reduction techniques. As advancements and studies continue to be developed related to this subject, we would most likely remain persistent in our efforts to purchase an infrared sauna.			
SUMMARIZE NEW POSITIONS IN THIS REQUEST (INCLUDE NUMBER OF FTE)			FINANCE COMMENTS			
N/A						

CITY OF LAKE WORTH

FUND		DEPARTMENT				DIVISION	
General		Fire				General - Fire - Operations	
SUPPLEMENTAL DETAILS - ACTIVE							
TITLE		LUCAS Chest Compression Device				TYPE	DECISION PACKAGE REQUEST
Has Fleet approved this request?		N/A	Has IT approved this request?		N/A	Has this been requested in previous years?	No
RESOURCES REQUESTED							
LINE ITEM		FY 2020	FY 2021	FY 2022	FY 2023	FY 2024	
100-802-515-000 LUCAS Chest Compression System		18,000.00	-	-	-	-	-
OBJECT CODE- ACCOUNT TITLE		-	-	-	-	-	-
OBJECT CODE- ACCOUNT TITLE		-	-	-	-	-	-
OBJECT CODE- ACCOUNT TITLE		-	-	-	-	-	-
OBJECT CODE- ACCOUNT TITLE		-	-	-	-	-	-
OBJECT CODE- ACCOUNT TITLE		-	-	-	-	-	-
TOTAL		\$ 18,000.00	\$ -	\$ -	\$ -	\$ -	\$ -
COMMENTS							
WHAT IS THE PURPOSE OF THIS REQUEST?				DESCRIBE THE BENEFITS THAT WILL BE GAINED FROM THIS REQUEST?			
Provide information related to the departments request to purchase a LUCAS 3 chest compression system.				The LUCAS 3 device provides continuous and accurate chest compressions during emergency medical incidents involving patients in cardiac arrest. Currently, cardiopulmonary resuscitation (CPR) is performed manually by first responders. Based upon American Heart Association (AHA) guidelines, chest compressions must be provided at a rate of 100 to 120 per minute and to a depth of at least 2 inches for the adult patient. Those properly trained in CPR may also follow the guidelines set forth by the AHA to include mouth-to-mouth breathing (30:2 compressions to breaths). Historically, rescuers performing chest compressions often become fatigued within the first 60 seconds of performing CPR. This causes a lapse in the efficiency and effectiveness of the chest compressions being delivered. The LUCAS 3 device takes the place of the rescuer and performs effective chest compressions until the device is paused or stopped. This has been statistically shown to increase overall out-of-hospital cardiac arrest survival. The LUCAS 3 device also enhances safety by eliminating the need for a rescuer to remain unrestrained in the back of the ambulance during patient transport to the hospital. Unfortunately, to provide effective chest compressions during transport, the rescuer must remain standing and unrestrained while the vehicle is in motion. This creates an unsafe environment for those involved in the incident.			
WHAT ARE THE REVENUE ENHANCEMENTS ASSOCIATED WITH THIS REQUEST?				WHAT ARE THE CONSEQUENCES OF NOT FUNDING THIS REQUEST?			
N/A				Department personnel would continue to perform chest compressions manually per medical protocol.			
SUMMARIZE NEW POSITIONS IN THIS REQUEST (INCLUDE NUMBER OF FTE)				FINANCE COMMENTS			
N/A							

CITY OF LAKE WORTH

FUND		DEPARTMENT		DIVISION	
GF		Parks		100-540	
SUPPLEMENTAL DETAILS - ACTIVE					
TITLE	Stand on mower			TYPE	DECISION PACKAGE REQUEST
Has Fleet approved this request?		Has IT approved this request?		Has this been requested in previous years?	
RESOURCES REQUESTED					
LINE ITEM	FY 2020	FY 2021	FY 2022	FY 2023	FY 2024
100-0802-540-000	9,500.00	-	-	-	-
OBJECT CODE- ACCOUNT TITLE	-	-	-	-	-
OBJECT CODE- ACCOUNT TITLE	-	-	-	-	-
OBJECT CODE- ACCOUNT TITLE	-	-	-	-	-
OBJECT CODE- ACCOUNT TITLE	-	-	-	-	-
OBJECT CODE- ACCOUNT TITLE	-	-	-	-	-
TOTAL	\$ 9,500.00	\$ -	\$ -	\$ -	\$ -
COMMENTS					
WHAT IS THE PURPOSE OF THIS REQUEST?			DESCRIBE THE BENEFITS THAT WILL BE GAINED FROM THIS REQUEST?		
To acquire a stand up mower for our City employees to use in areas where the Zero Turn mower cannot access.			To improve the quality of our employees' health and safety. Efficiency will go up with this mower since they will be able to cut larger areas faster as it has a larger cutting width compared to a normal push mower, and with less energy compared to a push mower. The City has large areas that are push mowed where the larger Zero Turn mowers cannot access, so currently, City crews must cut these area with the push mowers. With the summer heat coming in, this will really have an impact on employees' health and well being.		
WHAT ARE THE REVENUE ENHANCEMENTS ASSOCIATED WITH THIS REQUEST?			WHAT ARE THE CONSEQUENCES OF NOT FUNDING THIS REQUEST?		
			Employees will continue to be exposed to longer periods in the heat physically pushing mowers which will in turn dwindle down their health due to overheating and exhaustion.		
SUMMARIZE NEW POSITIONS IN THIS REQUEST (INCLUDE NUMBER OF FTE)			FINANCE COMMENTS		

CITY OF LAKE WORTH

FUND		DEPARTMENT		DIVISION	
GF		Parks		100-540	
SUPPLEMENTAL DETAILS - ACTIVE					
TITLE	Park utility Vehicle			TYPE	DECISION PACKAGE REQUEST
Has Fleet approved this request?		Has IT approved this request?		Has this been requested in previous years?	
RESOURCES REQUESTED					
LINE ITEM	FY 2020	FY 2021	FY 2022	FY 2023	FY 2024
100-0802-540-000	12,000.00	-	-	-	-
OBJECT CODE- ACCOUNT TITLE	-	-	-	-	-
OBJECT CODE- ACCOUNT TITLE	-	-	-	-	-
OBJECT CODE- ACCOUNT TITLE	-	-	-	-	-
OBJECT CODE- ACCOUNT TITLE	-	-	-	-	-
OBJECT CODE- ACCOUNT TITLE	-	-	-	-	-
TOTAL	\$ 12,000.00	\$ -	\$ -	\$ -	\$ -
COMMENTS					
WHAT IS THE PURPOSE OF THIS REQUEST?			DESCRIBE THE BENEFITS THAT WILL BE GAINED FROM THIS REQUEST?		
To obtain a new park utility vehicle to assist the Parks department on their day to day operations.			Will be used on a daily basis to assist Park personnel in maintaining Lake Worth Parks. Will increase personnel efficiency by helping them progress around the park grounds quicker as opposed to travelling on foot. This will also help them get out of the heat of the summer quicker while they are trying to haul large bags of trash and heavy equipment.		
WHAT ARE THE REVENUE ENHANCEMENTS ASSOCIATED WITH THIS REQUEST?			WHAT ARE THE CONSEQUENCES OF NOT FUNDING THIS REQUEST?		
			Park personnel will continue to struggle day to day while carrying heavy trash bags, cones, and equipment around the Park. This will risk them becoming fatigued and their health will deteriorate the longer they are out in the heat.		
SUMMARIZE NEW POSITIONS IN THIS REQUEST (INCLUDE NUMBER OF FTE)			FINANCE COMMENTS		

CITY OF LAKE WORTH

FUND		DEPARTMENT		DIVISION	
General Fund		Municipal Court		100/555	
SUPPLEMENTAL DETAILS - ACTIVE					
TITLE	Bailiff/Warrant Officer			TYPE	Additional Personnel
Has Fleet approved this request?	NA	Has IT approved this request?	NA	Has this been requested in previous years?	Yes
RESOURCES REQUESTED					
LINE ITEM	FY 2020	FY 2021	FY 2022	FY 2023	FY 2024
Various-Salaries & Related P/R Costs	75,350.00	81,001.25	87,076.34	93,607.07	100,627.60
Uniforms/Gun/Vest	9,000.00	1,000.00	1,000.00	1,000.00	1,000.00
Training	800.00	800.00	800.00	800.00	800.00
Office Supplies/Equipment	500.00	500.00	500.00	500.00	500.00
Vehicle/Maintenance	13,000.00	13,000.00	13,000.00	13,000.00	13,000.00
TOTAL	\$ 98,650.00	\$ 96,301.25	\$ 102,376.34	\$ 108,407.07	115,927.60
COMMENTS					
WHAT IS THE PURPOSE OF THIS REQUEST?			DESCRIBE THE BENEFITS THAT WILL BE GAINED FROM THIS REQUEST?		
<p>To add a Bailiff / Warrant Officer position in the Municipal Court Department. This position will work to clear the Court's outstanding warrants by contacting defendants in the attempt to get the defendant into the court office to pay, make payment arrangements, set a court date if needed arrest the defendant.</p> <p>This position will also provide security to the City Hall front office, bailiff duties for all court sessions, serve subpoenas, summons, and other court service duties for the Court.</p>			<p>Benefits that will be gained are -</p> <ol style="list-style-type: none"> 1. Respect for the dignity of the law and maintaining the court's integrity requires that the court take the appropriate steps to ensure that fines and fees are collected. This position would contact defendants with outstanding warrants to obtain a resolution to foster this respect and to end the perception that responsibility for violations can be avoided by "waiting it out" until the case is dismissed due to age. 2. Provide security for City Hall front office employees and to prevent or defuse any situations or dissatisfied customers. 3. The Police Department will no longer need to schedule an officer to cover Bailiff duties each month for court sessions. The Bailiff will be familiar with the flow of court and how the Judge conducts his court. This position would also be tasked with helping create policies and procedures necessary to provide adequate court security. <p>These benefits could result in an increase of court revenue and decrease the number of outstanding warrants, but the overall goal is to establish and maintain public trust and confidence in the Municipal Court.</p>		
WHAT ARE THE REVENUE ENHANCEMENTS ASSOCIATED WITH THIS REQUEST?			WHAT ARE THE CONSEQUENCES OF NOT FUNDING THIS REQUEST?		
<p>The court currently has an outstanding balance of approximately 2.1 million dollars in outstanding warrants (5800 warrants). If 10% of the outstanding warrant amount was collected it would amount \$210,000.000 collected and approximately \$126,000.00 in revenue (60% of collected amount) to the court as well as reducing the outstanding balance of warrants.</p>			<p>Our current balance of outstanding warrants will continue to increase each year at approximately 1 million dollars each year. Currently the outstanding warrant balance is \$2,082,242.84 (5/6/19) and the court is averaging issuing 250 warrants each month. With limited staff the only collection effort currently is by postcard. After 60 days, from issuance, the warrants are sent to our collection agency MVBA (30% fee added to the warrant) to attempt to collect. The collection agency's collection rate has been less than 10%.</p> <p>The Police Department will be required to provide the Court qualified officers for monthly court bailiff duties as well as service of court paperwork.</p>		
SUMMARIZE NEW POSITIONS IN THIS REQUEST (INCLUDE NUMBER OF FTE)			FINANCE COMMENTS		
<p>1 - Bailiff / Warrant Officer</p> <p>Currently 2 FTEs (1 Supervisor position, 1 Full Time position)</p>					

CITY OF LAKE WORTH

FUND		DEPARTMENT		DIVISION	
Water/Sewer		Sewer		200-720	
SUPPLEMENTAL DETAILS - ACTIVE					
TITLE	Sewerage Bypass Pump			TYPE	DECISION PACKAGE REQUEST
Has Fleet approved this request?	N/A	Has IT approved this request?	N/A	Has this been requested in previous years?	No
RESOURCES REQUESTED					
LINE ITEM	FY 2020	FY 2021	FY 2022	FY 2023	FY 2024
200-0802-720-000 Sewerage Bypass Pump	80,000.00		-	-	
OBJECT CODE- ACCOUNT TITLE	-	-	-	-	
OBJECT CODE- ACCOUNT TITLE	-	-	-	-	
OBJECT CODE- ACCOUNT TITLE	-	-	-	-	
OBJECT CODE- ACCOUNT TITLE	-	-	-	-	
OBJECT CODE- ACCOUNT TITLE	-	-	-	-	
TOTAL	\$ 80,000.00	\$ -	\$ -	\$ -	\$ -
COMMENTS					
WHAT IS THE PURPOSE OF THIS REQUEST?			DESCRIBE THE BENEFITS THAT WILL BE GAINED FROM THIS REQUEST?		
To provide emergency bypass pumping for Sewer Lift Stations in the case of a power failure. Also, by having a bypass pump on hand, this will prevent excessive sewer overflow by allowing personnel immediate access to the equipment in order to bring the station back online.			Benefits include having a backup in the event of a power failure as well as giving personnel immediate access needed to bring stations back online, which in turn will give a more efficient turn out.		
WHAT ARE THE REVENUE ENHANCEMENTS ASSOCIATED WITH THIS REQUEST?			WHAT ARE THE CONSEQUENCES OF NOT FUNDING THIS REQUEST?		
			Not have immediate access in a bypass pump will cause a delay in getting the station back on line. Which will result in overflow of sewage.		
SUMMARIZE NEW POSITIONS IN THIS REQUEST (INCLUDE NUMBER OF FTE)			FINANCE COMMENTS		

TAB 29

ENTERPRISE UPDATE



City of Lake Worth Menu Pricing

Total Annual Cost Including Maintenance	\$45,288.00
Total Annual One Time Aftermarket Cost	\$26,452.64
Payments Carried over from Prior FY	\$156,018.12
TOTAL BUDGET FY2020	\$227,758.76

Equity Lease Menu Pricing

Vehicle Type	Year	Make	Model	Trim Level
1 Ton Pickup Crew 4x2	2020	Ford	F-350 Chassis	XL 4x2 SD 179in WB DRW
1 Ton Pickup Crew 4x2	2020	Ford	F-350 Chassis	XL 4x2 SD 179in WB DRW
3/4 Ton Pickup Reg 4x2	2020	Ford	F-250	XL 4x2 SD 8ft box 142in WB SRW
1/2 Ton Pickup Reg 4x2	2020	Ford	F-150	XL 4x2 6.5ft box 122in WB
Police Vehicle 4x2	2020	Chevrolet	Tahoe	

Quantity	Term	Estimated Annual Mileage	Monthly Cost (Lease Rate)*	Full Maintenance**	Annual Cost Including Maintenance	Annual Cost Including Maintenance by Quantity	One time Aftermarket Cost (By Quantity)
1	60	7500	\$897.11	\$47.90	\$11,340.12	\$ 11,340	\$6,214.70
1	60	7500	\$897.11	\$47.90	\$11,340.12	\$ 11,340	\$6,214.70
1	60	7500	\$575.59	\$36.98	\$7,350.84	\$ 7,351	\$3,525.50
1	60	7500	\$403.44	\$36.50	\$5,279.28	\$ 5,279	\$480.50
1	60	20000	\$831.50	\$0.00	\$9,978.00	\$ 9,978	\$10,017.24

\$ 45,288

*Lease rates are based upon factory order pricing and miles per year
 **Maintenance includes no brakes and no tires
 Pricing does not include any applicable taxes
 Pricing does not include expected return on equity at end of lease

TAB 30

DEBT

City of Lake Worth, Texas
Existing Debt Service and Tax Rate Analysis

A Year Ending 30-Sep	B Taxable Assessed Valuation ⁽¹⁾	C Estimated Taxable Value Growth ⁽²⁾	D Existing Debt Service ⁽³⁾	E Less:		F Net Debt paid by Taxes	G Calculated Tax Rate Required For Debt Service ⁽⁴⁾	I Preliminary 2020 Certificates of Obligation Funds \$5.75 million in spendable proceeds			L Projected Total Net Debt Service	M Calculated Tax Rate Required For Debt Service ⁽⁴⁾
				H Debt paid by W/S Revenues	H Debt paid by EDC Revenues			J Principal	J Interest ⁽⁵⁾	K Total		
2020	\$ 526,376,347		\$ 1,582,343	\$ 100,948	\$ 246,933	\$ 1,234,462	\$ 0.22196				\$ 1,234,462	\$ 0.22196
2021	544,799,519	3.50%	1,586,228	103,042	247,667	1,235,519	0.22678	280,000	266,040	546,040	1,781,559	0.32701
2022	561,143,505	3.00%	1,382,749		146,558	1,236,191	0.22030	355,000	188,275	543,275	1,779,466	0.31711
2023	575,172,092	2.50%	1,380,189		146,705	1,233,484	0.21445	365,000	180,288	545,288	1,778,772	0.30926
2024	586,675,534	2.00%	1,382,015		146,772	1,235,243	0.21055	375,000	170,250	545,250	1,780,493	0.30349
2025	598,409,045	2.00%	1,379,327		146,759	1,232,568	0.20597	385,000	159,000	544,000	1,776,568	0.29688
2026	610,377,226	2.00%	1,240,800			1,240,800	0.20328	395,000	147,450	542,450	1,783,250	0.29216
2027	622,584,770	2.00%	1,236,800			1,236,800	0.19866	400,000	135,600	535,600	1,772,400	0.28468
2028	635,036,466	2.00%	1,236,200			1,236,200	0.19467	420,000	123,600	543,600	1,779,800	0.28027
2029	647,737,195	2.00%	98,800			98,800	0.01525	430,000	111,000	541,000	639,800	0.09877
2030	647,737,195					-	-	450,000	93,800	543,800	543,800	0.08395
2031	647,737,195					-	-	160,000	75,800	235,800	235,800	0.03640
2032	647,737,195					-	-	165,000	69,400	234,400	234,400	0.03619
2033	647,737,195					-	-	170,000	62,800	232,800	232,800	0.03594
2034	647,737,195					-	-	175,000	56,000	231,000	231,000	0.03566
2035	647,737,195					-	-	185,000	49,000	234,000	234,000	0.03613
2036	647,737,195					-	-	190,000	41,600	231,600	231,600	0.03576
2037	647,737,195					-	-	200,000	34,000	234,000	234,000	0.03613
2038	647,737,195					-	-	210,000	26,000	236,000	236,000	0.03643
2039	647,737,195					-	-	215,000	17,600	232,600	232,600	0.03591
2040	647,737,195					-	-	225,000	9,000	234,000	234,000	0.03613
2041	647,737,195					-	-	-	-	-	-	-
2042	647,737,195					-	-	-	-	-	-	-
2043	647,737,195					-	-	-	-	-	-	-
Totals:			\$ 12,505,450	\$ 203,989	\$ 1,081,393	\$ 11,220,067		\$ 5,750,000	\$ 2,016,502	\$ 7,766,502		

- (1) Projected Taxable Assessed Values as provided by City Staff. FYE 2020 Taxable Assessed Valuation as certified by TAD.
- (2) Future growth rates as supplied by City.
- (3) Does not include leases.
- (4) Assumes tax collection rate of 100%.
- (5) Assumes AA- interest rates as of 6/27/2019 + 0.75% = 3.50%

Siddons Martin Emergency Group, LLC
 3500 Shelby Lane
 Denton, Texas 76207
 GDN P115891
 TXDOT MVD No. A115890
 EIN 27-4333590



July 31, 2019

LAKE WORTH FIRE DEPARTMENT
 3801 FIREHALL LN
 LAKE WORTH, TX 76135

Proposal for Lake Worth Tandem Ascendant

Siddons-Martin Emergency Group, LLC is pleased to provide the following proposal to **LAKE WORTH FIRE DEPARTMENT**. The unit will comply with all specifications attached. Total price includes delivery to **LAKE WORTH FIRE DEPARTMENT** and training on operation and use of the apparatus.

Description	Amount
1) Pierce-Custom Dash CF Aerial - 107' Unit price - \$1,251,523.21	
Price guaranteed for 60 days. Delivery within 8-9 months of order date. A warranty term of 12 months is included.	
Vehicle Price	\$1,251,523.21
Chassis Prepay Discount	(\$12,636.95)
Aerial Prepay Discount	(\$5,364.22)
Full Prepay Discount	(\$15,000.00)
Trade-In	(\$43,253.00)
Sub Total	\$1,175,269.04
	<hr/>
Contract Amount	<u>\$2,000.00</u>
Final Sales Price	\$1,177,269.04
	<hr/> <hr/>

Additional. This price includes: \$20,000 in customer changes, \$5,000 for poly, \$3,000 for buildout, trips (5 personnel for pre-construction, 3 personnel for mid-point, 5 personnel for final) and 3 days of training upon delivery. Full pre-pay and trade-in, as shown in proposal.

Taxes. Taxes are not included in this proposal. In the event that the purchasing organization is not exempt from sales tax or any other applicable taxes and/or the proposed apparatus does not qualify for exempt status, it is the duty of the purchasing organization to pay any and all taxes due. Balance of sale price is due upon acceptance of the apparatus at the factory.

Late Fee. A late fee of .033% of the sale price will be charged per day for overdue payments beginning ten (10) days after the payment is due for the first 30 days. The late fee increases to .044% per day after the first 30 days until the payment is received. In the event a prepayment is received after the due date, the discount will be reduced by the same percentages above, increasing the overall cost of the apparatus.

Cancellation. In the event this proposal is accepted, and a purchase order is issued then cancelled or terminated by Customer before completion, Siddons-Martin Emergency Group may charge a cancellation fee. The following charge schedule based on costs incurred and may be applied:

- (A) 10% of the Purchase Price after order is accepted and entered by Manufacturer;
- (B) 20% of the Purchase Price after completion of the approval drawings;
- (C) 30% of the Purchase Price upon any material requisition by Manufacturer.

The cancellation fee will increase accordingly as costs are incurred as the order progresses through engineering and into manufacturing. Siddons-Martin Emergency Group endeavors to mitigate any such costs through the sale of such product to another purchaser; however, the customer shall remain liable for the difference between the purchase price and, if applicable, the sale price obtained by Siddons-Martin Emergency Group upon sale of the product to another purchaser, plus any costs incurred by Siddons-Martin Emergency Group to conduct such sale.

Acceptance. In an effort to ensure the above stated terms and conditions are understood and adhered to, Siddons-Martin Emergency Group, LLC requires an authorized individual from the purchasing organization to sign and date this proposal and include it with any purchase order. Upon signing this proposal, the terms and conditions stated herein will be considered binding and accepted by the Customer. The terms and acceptance of this proposal will be governed by the laws of the State of Texas. No additional terms or conditions will be binding upon Siddons-Martin Emergency Group, LLC unless agreed to in writing and signed by a duly authorized officer of Siddons-Martin Emergency Group, LLC

Sincerely,

Brian Peters

Brian Peters

Siddons-Martin Emergency Group, LLC

I, _____, the authorized representative of **LAKE WORTH FIRE DEPARTMENT**, agree to all of the terms of this proposal and the specifications attached hereto and this proposal will be binding upon **LAKE WORTH FIRE DEPARTMENT**.

Signature & Date



Proposal Option List

7/31/2019

Customer: Lake Worth Fire Department
Representative: Peters, Brian
Organization: Siddons-Martin Emergency Group
Requirements Manager:
Description: Lake Worth Tandem Ascendant
Body: Aerial, HD Ladder 107' ASL Tandem, PUC, Alum Body
Chassis: Dash CF Chassis, Aerials, Tandem Axle, Ascendant PUC (Big Block)

Bid Number: 657
Job Number:
Number of Units: 1
Bid Date: 03/20/2020
Stock Number:
Price Level: 38 (Current: 38)

Line	Option	Type	Option Description	Qty
1	0766640		Boiler Plates, Aerial 107' ASL Fire Department/Customer - Lake Worth Fire Dept. Operating/In conjunction W-Service Center - Operating Miles - 50 Miles Number of Fire Dept/Municipalities - 2 Bidder/Sales Organization - Siddons-Martin Delivery - Delivery representative Dealership/Sales Organization, Service - Siddons-Martin	1
2	0018180		Single Source Compliance, Aerials	1
3	0584456		Manufacture Location, Appleton, Wisconsin	1
4	0584452		RFP Location: Appleton, Wisconsin	1
5	0588609		Vehicle Destination, US	1
6	0610784		Comply NFPA 1901 Changes Effective Jan 1, 2016, With Exceptions	1
7	0533351		Quint Fire Apparatus	1
8	0588612		Vehicle Certification, Aerial w/Pump	1
9	0681278		Agency, Apparatus Certification, Aerial w/Pump, U.L.	1
10	0536644		Customer Service Website	1
11	0537375		Unit of Measure, US Gallons	1
12	0529326		Bid Bond, 10%, Pierce Built Chassis	1
13	0540326		Performance Bond, Not Requested	1
14	0000007		Approval Drawing	1
15	0002928		Electrical Diagrams	1
16	0786827		Dash CF Chassis, Aerials, Tandem Axle, Ascendant PUC (Big Block)	1
17	0000110		Wheelbase Wheelbase - 257.00	1
18	0000070		GVW Rating GVW rating - 68,000	1
19	0000203		Frame Rails, 13.38 x 3.50 x .375, Qtm/AXT/Imp/Vel/DCF	1
20	0682026		Frame Liner, Internal "C" 12.50" x 3.00" x .25", Reduced "C" At RR, 57" Qval	1
21	0018453		Axle, Front, Oshkosh TAK-4, Non Drive, 22,800 lb, Qtm/AXT/DCF	1
22	0010427		Suspension, Front TAK-4, 22,800 lb, Qtm/AXT/Imp/Vel/DCF/Enf	1
23	0087572		Shock Absorbers, KONI, TAK-4, Qtm/AXT/Imp/Vel/DCF/Enf	1
24	0000322		Oil Seals, Front Axle	1
25	0594821		Tires, Front, Goodyear, G296 MSA, 425/65R22.50, 20 ply	1
26	0019611		Wheels, Front, Alcoa, 22.50" x 12.25", Aluminum, Hub Pilot	1
27	0604679		Axle, Rear, Meritor RT46-160, 44,000 lb	1
28	0544244		Top Speed of Vehicle, 60 MPH	1
29	0090743		Suspen, Rear, Neway AD246, Air Ride, 46,000 lb	1
30	0000485		Oil Seals, Rear Axle	1
31	0587016		Tires, Rear, Goodyear, G622 RSD, 12R22.50, 16 ply, Tandem	1
32	0019639		Wheels, Rear, Alcoa, 22.50" x 8.25", Aluminum, Hub Pilot, Tandem	1
33	0568081		Tire Balancing, Counteract Beads	1
34	0620569		Tire Pressure Monitoring, RealWheels, AirSecure, Valve Cap, Tandem Axle Qty, Tire Pressure Ind - 10	1
35	0003245		Axle Hub Covers w/center hole, S/S, Front Axle	1
36	0013241		Axle Hub Covers, Rear, S/S High Hat (Tandem)	1
37	0057936		Covers, Lug Nut, Chrome	1
38	0002045		Mud Flaps, w/logo front & rear	1
39	0617577		Chocks, Wheel, Worden HWG- SB, Super Gripper Qty, Pair - 01	1

Line	Option	Type	Option Description	Qty
40	0646364		Mounting Brackets, Chocks, Worden Safety, Model U815T Location, Wheel chock - Driver side under body, (1) ahead of rear wheels and (1) behind rear wheels Qty, Pair - 01	1
41	0010673		ABS Wabco Brake System, Tandem Rear Axle	1
42	0030185		Brakes, Knorr/Bendix 17", Disc, Front, TAK-4	1
43	0000730		Brakes, Meritor, Cam, Rear, 16.50 x 7.00"	1
44	0058463		Air Compressor, Brake, Bendix 15.8 CFM	1
45	0000789		Brake Reservoirs, Five	1
46	0568012		Air Dryer, Wabco System Saver 1200, Heater, 2010	1
47	0000790		Brake Lines, Nylon	1
48	0000854		Air Inlet, w/Disconnect Coupling Location, Air Coupling(s) - a) DS Step Well, Forward Qty, Air Coupling (s) - 1	1
49	0070810		All Wheel Lockup (Aerial/Tanker Chassis)	1
50	0612549		Fittings, Compression Type, Air Lines, Tandem Rear Axle	1
51	0610868		Engine, DDC DD13, 525 hp, 1850 lb-ft, W/OBD, EPA 2016, REPTO, Dash CF	1
52	0678767		Filter Location, DD13 w/Repto Engine, Dash CF	1
53	0001244		High Idle w/Electronic Engine, Custom	1
54	0590300		Engine Brake, Jacobs Compression Brake, DD13 Switch, Engine Brake - f) DD13	1
55	0693247		Fan, Hydraulic Drive, Dash CF	1
56	0695216		Air Intake, w/Ember Separator, Dash CF	1
57	0565965		Exhaust System, 5", 2010 DD13, ISX engine, Horizontal, Right Side	1
58	0695621		Radiator, Dash CF	1
59	0001090		Cooling Hoses, Rubber	1
60	0001125		Fuel Tank, 65 Gallon, Left Side Fill	1
61	0001129		Lines, Fuel	1
62	0595087		DEF Tank, 4.5 Gallon, DS Fill, Forward of Rear Axle Door, Material & Finish, DEF Tank - Polished Stainless	1
63	0552793		Not Required, Fuel Priming Pump	1
64	0552712		Not Required, Shutoff Valve, Fuel Line	1
65	0553019		Cooler, Engine Fuel, Imp/Vel, AXT/Qtm/Sab/DCF/SFR/Enf	1
66	0690880		No Selection Required From This Category	1
67	0642533		Trans, Allison 5th Gen, 4500 EVS P, w/Prognostics, Imp/Vel/DCF/Enf	1
68	0512762		Transmission, Shifter, 6-Spd, Push Button, 4500, Imp/Vel/Qtm/DCF/Enf Trans, ratio - 4500 EVS, 6Spd	1
69	0517604		Transmission Programming, Park to Neutral, PUC	1
70	0684459		Transmission Oil Cooler, Modine, External	1
71	0001375		Driveline, Spicer 1810	1
72	0669988		Steering, Sheppard M110 w/Tilt, TAK-4, Eaton Pump, w/Cooler	1
73	0001544		Not Required, Steering Assist Cylinder on Front Axle	1
74	0509230		Steering Wheel, 4 Spoke without Controls	1
75	0690274		Logo/Emblem, on Dash Text, Row (1) One - Lake Worth Text, Row (2) Two - Fire Text, Row (3) Three - Department	1
76	0606442		Bumper, 19" Extended, Steel Painted, Dash CF	1
77	0640197		Tray, Hose, Center, 19" Bumper, Outside Air Horns Grating, Bumper extension - Grating, Rubber Capacity, Bumper Tray - 20) 125' of 1.75"	1
78	0615128		Cover, Raised, Aluminum Treadplate, D-ring Latch, Hose Tray Stay arm, Tray Cover - b) Pneumatic Stay Arm	1
79	0510226		Lift & Tow Package, Imp/Vel, AXT, Dash CF	1
80	0002270		Tow Hooks, Chrome	1
81	0566676		Notch, Bumper Tray Cover, Each Fill in Blank - locate at pickup Qty, Hose Tray Covers - 1	1
82	0532853		Recess, Side Zone Warning Light, In Side of Extended Bumper Material, Brkt, Recess Lt Bumper - Painted Smooth Aluminum	1
83	0698960		Coating, Top Flange, Front Bumper, Outside Exterior, Line-X Coating, Black	1
84	0682394		Cab, Dash CF, 7011 Raised Roof w/ Notch, PUC	1

Line	Option	Type	Option Description	Qty
85	0684776		Engine Tunnel, DD13, Dash CF	1
86	0677478		Rear Wall, Exterior, Cab, Aluminum Treadplate	1
87	0695979		Cab Lift, Elec/Hyd, Dash CF	1
88	0695930		Grille, Bright Finished, Front of Cab, Dash CF/Enforcer	1
89	0002224		Scuffplates, S/S At Cab Door Jambs, 4-Door Cab	1
			Material Trim/Scuffplate - c) S/S, Polished	
90	0647932		Not Required, Trim, S/S Band, Across Cab Face, AXT/Dash CF/Saber/Enforcer	1
91	0015440		No Chrome Molding, On side of cab	1
92	0521669		Mirrors, Retractable, West Coast Style, Htd/Rmt, w/Htd/Rmt Convex	1
93	0695996		Door, Half-Height, Dash CF Cab, Raised Roof	1
			Key Model, Cab Doors - 751	
94	0655593		Door Panel, Brushed Stainless Steel, Dash CF Cab	1
95	0695425		Storage Pockets w/ Elastic Cover, Recessed, Dash CF	1
96	0695990		Controls, Electric Roll-Up Windows, 4dr, 4 Driver Controls, Dash CF	1
97	0695976		Steps, 4-Door Cab, Dash CF	1
98	0770200		Handrail, Exterior, Hansen, Knurled, Alum, LED Backlit, 4-Door Cab	1
			Color, Handrail Light - Red	
			Control, Handrail Light - Cab Switch and Parking Brake	
99	0674526		Lights, Cab & Crew Cab Access Steps, LED, Recessed, 1Lt, Per Step, Dash CF	1
100	0057836		Crowns, Front Fender, Rubber, TAK-4	1
101	0557023		Handrail, 10", Below Cab Windshield, Pair	1
102	0586968		Handrail, Interior, Crew Cab Doors, Angled	1
103	0042105		No Windows, Side of Crew Cab	1
104	0695218		Not Required, Windows, Front of raised roof, Dash CF	1
105	0694506		Not Required, Windows Rear of Crew Cab, Dash CF	1
106	0695940		Compt, Storage, (1) Each Side Crew Cab, Under Floor, Dash CF	1
107	0692913		Glove Box, Front of Officer, Dash CF	1
108	0676399		Glove Box, Center Console, Dash CF	1
109	0658090		Mounting Provisions, 3/16" Alum, Engine Tunnel/Center Flat Area, Dash CF	1
			Mounting Provision Spacing - 1.00"	
			Material Finish, Cab Interior - Painted	
110	0749402		Cab Interior, Metal, Vinyl Headliner, Dash CF, CARE	1
			Color, Cab Interior Vinyl/Fabric - Endure Vinyl - Black	
			Cab Interior Rear Wall Material - Painted Aluminum	
111	0696028		Cab Interior, Paint Color, Dash CF	1
			Color, Cab Interior Paint - b) black	
112	0509532		Floor, Rubber Padded Cab & Crew Cab, Imp/Vel, Dash CF	1
113	0695989		Heater/defroster, Dual Zone Control, Dash CF	1
114	0603350		Air Conditioning, Dual Zone Control, Dash CF	1
			Paint Color, A/C Condenser - Painted by OEM	
115	0660231		Dual Condensate Drain Tubes for A/C Drip Pan, Dash CF	1
116	0624005		Sun Visor, Vinyl/Fabric, AXT, Dash CF, Qtm, Saber FR/Enforcer	1
			Sun Visor Retention - Thumb Latch	
			Sun Visor, Vinyl/Fabric - Vinyl	
117	0695363		Grab Handles, Driver, Officer and Crew Cab Door Posts, Dash CF	1
118	0620314		Lights, Engine Compt, Dash CF, Auto & Manual Swt, Wln 3SC0CDCR, 3" LED, 2lts	1
119	0696003		Fluid Check Access, Dash CF	1
120	0648996		Drawer, Slide-Out, Full Face, 21W x 10H x 15D, Under Ctr Seat Riser, Lift/Turn, DCF	1
			Z Size, High -	
121	0583041		Side Roll Protection	1
122	0622619		Seating Capacity, 4 Seats	1
123	0692898		Seat, Driver, Pierce PS6, Premium, Air Ride, High Back, Safety, Dash CF	1
124	0692887		Seat, Officer, Pierce PS6, Premium, Air Ride, SCBA, Safety, Dash CF	1
125	0695918		Radio Compartment, Center Console, Dash CF	1
126	0695761		Not Required, Seat, Forward Facing Front, Center	1
127	0769058		Cabinet, Rear Facing, LS, 24 W x 40 H x 30 D, Web, Ext Acc, DCF	1
			Type of fastener - 1" cam buckle	
			Restraint Location - Top (towards roof of truck)	
			Light, Short Cabinet - Pierce, Exterior, Left Side	
			Scuffplate, Door Pan, Material/Finish - S/S, Polished	
			Material Finish, Shelf - Painted - Cab Interior	
			Shelf/Tray, Cabinet - (0) None	

Line	Option	Type	Option Description	Qty
127			Door, Cab Exterior Cabinet - Double Pan, Non-Locking Door, Exterior Stop - Stay Arm Louvers, Cabinet - 0-No Louvers	
128	0767274		Cabinet, Rear Facing, RS, 24 W x 40 H x 30 D, Web, Ext Acc, DCF Type of fastener - 1" cam buckle Restraint Location - Top (towards roof of truck) Light, Short Cabinet - Pierce, Exterior, Right Side Scuffplate, Door Pan, Material/Finish - S/S, Polished Material Finish, Shelf - Painted - Cab Interior Shelf/Tray, Cabinet - (1) Shelf, Adjustable, 0.75" Up-Turned Lip Door, Cab Exterior Cabinet - Double Pan, Non-Locking Door, Exterior Stop - Stay Arm Louvers, Cabinet - 0-No Louvers	1
129	0690365		Seat, Forward Facing C/C, DS Outbrd, Pierce PS6, Base, SCBA, Safety, Recessed, DCF	1
130	0103319		Not Required, Seat, Forward Facing C/C, Center	1
131	0690362		Seat, Forward Facing C/C, PS Outbrd, Pierce PS6, Base, SCBA Recessed, Safety, DCF	1
132	0765148		Cabinet Floor, Qty, False Floor Location - LS and RS EMS compartments Qty, - 02	2
133	0042359		Upholstery, Seats In Cab, All Vinyl, CARE Color, Cab Interior Vinyl/Fabric - c) Black Qty, - 04	4
134	0543991		Bracket, Air Bottle, Hands-Free II, Cab Seats Qty, - 03	3
135	0690610		Embroidery, Seats, Cab and Crew Cab Qty, Seats Embroidery - 4 Seats	1
136	0675856		Add Arm Rest, Officer Seat, Dash CF Location, Arm Rest - Inboard	1
137	0675859		Add Arm Rest, Driver Seat, Dash CF Location, Arm Rest - Inboard	1
138	0604867		Seat Belt Height Adjustment, 4 Seats, Imp/Vel, Dash CF	1
139	0547293		Seat Belts, Red	1
140	0602464		Helmet Storage, Provided by Fire Department, NFPA 2016	1
141	0647647		Lights, Dome, FRP Dual LED 4 Lts Color, Dome Lt - Red & White Color, Dome Lt Bzl - Black Control, Dome Lt White - Door Switches and Lens Switch Control, Dome Lt Color - Lens Switch	1
142	0631776		Not Required, Overhead Map Lights	1
143	0602622		Portable Hand Light, Provided by Fire Department, Quint NFPA 2016 Classification	1
144	0568369		Cab Instruments, Ivory Gauges, Chrome Bezels, Impel/Velocity 2010, Dash CF	1
145	0509511		Air Restriction Indicator, Imp/Vel, AXT, Dash CF, Enf MUX	1
146	0543751		Light, Do Not Move Apparatus Alarm, Do Not Move Truck - Pulsing Alarm	1
147	0509042		Messages, Open Door/Do Not Move Truck, MUX w/Color Display	1
148	0551600		Switching, Cab, Rocker MUX, Impel/Velocity, AXT MUX, Dash CF Location, Emerg Sw Pnl's - Driver's Side Overhead	1
149	0617961		Wiper Control, 2-Speed with Intermittent, MUX, AXT/Dash CF	1
150	0002565		Hourmeter, Aerial Inside Cab	1
151	0002615		Switch, Aerial 12V Master	1
152	0002617		PTO switch, w/light - aerial	1
153	0610968		Wiring, Spare, 2.0 A 12V DC, USB Termination Blue Sea 1016 1st Qty, - 01 12vdc power from - Battery direct Location - center console in reach of officer. See IP drawing for location	1
154	0628991		Wiring, Spare, 30 A 12V DC, 12 Circuit Fuse Block, Blue Sea 5026 1st Qty, - 02 12vdc power from - Battery direct Location - coiled up behind driver and officer seat and to be mounted at final inspection	2
155	0547505		Wiring, Spare, 10 A 12V DC 1st Qty, - 01	1

Line	Option	Type	Option Description	Qty
155			12vdc power from - Battery switched Wire termination - Butt Splice Location - Location #4 over head instrument panel	
156	0633662		Radio, AM/FM/CD/WB, Jensen, Front Aux In, Remote Control Speakers, AM/FM Radio - Two (2) pairs of speakers, Cab/Crew Antenna, AM/FM Radio - c) Roof-mounted rubber antenna Location, AM/FM Radio - e) switch panel	1
157	0615386		Vehicle Information Center, 7" Color Display, Touchscreen, MUX System Of Measurement - US Customary	1
158	0606249		Vehicle Data Recorder w/CZ and Overhead Display Seat Belt Monitor	1
159	0000000	STF	Intercom, Fire-Com Wireless (Driver, Officer Wireless) With Radio Interface Location, Intercom, C Cab - 2) 2 forward facing seats	1
160	0616382		Install Customer Provided GPS/Multimode Antenna(s) Qty, - 01	1
161	0696439		Antenna Mount, Custom Chassis, Cable Routed to Instrument Panel Area Qty, - 01 Location, Antenna Mount - Right Side	1
162	0749191	SP	Camera, Pro-Vision, Mux Display, Rear Camera Only, Flush Mount Location - DS rear bulkhead above tail light cluster	1
163	0653350		Guards, Vehicle Camera(s), Painted Smooth Aluminum Qty, - 01 Location - below turntable and centered over rear ladder compartment.	1
164	0615110		Pierce Command Zone, Advanced Electronics & Control System, Dash CF, WiFi	1
165	0624263		Electrical System, Dash CF	1
166	0079166		Batteries, (4) Exide Grp 31, 950 CCA ea, Threaded Stud	1
167	0008621		Battery System, Single Start, All Custom Chassis	1
168	0696026		Battery Compartment, Dash CF	1
169	0531307		Charger, Sngl Sys, Dual Bank, Dual Pro Charger, Two 15-Amp Banks	1
170	0012782		Location, Charger, Front Left Side Body Compartment Location, Battery Chrgr/Cmpr - High On Left Wall	1
171	0530953		Location, Bat Chrg Ind, DS Rear Body Bulkhead	1
172	0016857		Shoreline, 20A 120V, Kussmaul Auto Eject, 091-55-20-120, Super Qty, - 01 Color, Kussmaul Cover - b) red Shoreline Connection - Battery Charger	1
173	0026800		Shoreline Location Location, Shoreline(s) - DS Rear bulkhead	1
174	0647728		Alternator, 430 amp, Delco Remy 55SI	1
175	0092582		Load Manager/Sequencer, MUX Enable/Disable Hi-Idle - e)High Idle enable	1
176	0783153		Headlights, Rect LED, JW Spkr Evo 2, AXT/DCF/Enf/Imp/Sab/Vel Color, Headlight Bez - Chrome Bezel	1
177	0648425		Light, Directional, WIn 600 Cmb, Cab Crn, Imp/Vel/AXT/Qtm/DCF Color, Lens, LED's - m)match LED's	1
178	0620054		Light, Directional/Marker, Intermediate, Weldon 9186-8580-29 LED 2lts	1
179	0648074		Lights, Clearance/Marker/ID, Front, P25 LED 7 Lts	1
180	0647929		Lights, Directional/Marker, Cab Front Side, Truck-Lite 19036YLED,AXT/EnfMUX/DCF	1
181	0511569		Lights, Clearance/Marker/ID, Rear, P25 LED 7Lts	1
182	0602938		Light Guard - Without Guard Light, Marker End Outline, Rubber Arm, LED Marker Lamp, Rear Body Qty, Lights, Pair - 1	1
183	0564683		Lights, Tail, WIn M6BTT* Red LED Stop/Tail & M6T* Amber LED Dir Arw For Hsg Color, Lens - Colored	1
184	0561471		Lights, Backup, WIn M6BUW, LED, For Tail Lt Housing	1
185	0664481		Bracket, License Plate & Light, P25 LED	1
186	0556842		Bezels, WIn, (2) M6 Chrome Pierce, For mtg (4) WIn M6 lights	1
187	0589905		Alarm, Back-up Warning, PRECO 1040	1
188	0769569		Lights, Perimeter Cab, Amdor AY-LB-12HW012 LED 4Dr Z location -	1
189	0769559		Lights, Perimeter Pump House, Amdor AY-LB-12HW012 LED 2lts	1
190	0765941		Lights, Perimeter Body, Amdor AY-LB-12HW012 LED 2lts, Turntable Access Control, Perimeter Lts - Parking Brake Applied	1

Line	Option	Type	Option Description	Qty
191	0604548		Lights, Step, P25 LED, Aerial With PUC Pump 2Lts, Park Brake	1
192	0629191		Light, FRC, 12V SPA260-Q20* LED MAX, Surface Mount 2nd Location, Lights - (1) mounted above PS EMS compartment door of cab up high and (1) mounted below turntable at transition. Qty, - 02 Switch, Lt Control 1 DC,1 - a) DS Switch Panel Switch, Lt Control 2 DC,2 - g) PS Switch Panel Switch, Lt Control 3 DC,3 - e) Pump Operators Panel Switch, Lt Control 4 DC,4 - d) No Control Color, FRC/Rom Lt Housing - FRC, Chrome Bezel	2
193	0629192		Light, FRC, 12V SPA260-Q20* LED MAX, Surface Mount 1st Location, Lights - (1) mounted above DS EMS compartment door of cab up high and (1) mounted below turntable at transition. Qty, - 02 Switch, Lt Control 1 DC,1 - a) DS Switch Panel Switch, Lt Control 2 DC,2 - g) PS Switch Panel Switch, Lt Control 3 DC,3 - e) Pump Operators Panel Switch, Lt Control 4 DC,4 - d) No Control Color, FRC/Rom Lt Housing - FRC, Chrome Bezel	2
194	0618310		Light, Visor, FRC, 12V SPA851-Q20-*, LED 1st Qty, - 02 Location, driver's/passenger's/center - 1DS & 1PS 15 Deg Out Switch, Lt Control 1 DC,1 - a) DS Switch Panel Switch, Lt Control 2 DC,2 - g) PS Switch Panel Switch, Lt Control 3 DC,3 - e) Pump Operators Panel Switch, Lt Control 4 DC,4 - d) No Control Color, FRC/Rom Lt Housing - FRC, Black	2
195	0565198		Not Required, Deck Lights, Other Hose Bed & Rear Lighting, Aerial	1
196	0645877		Lights, Hose Bed, Sides, Dual LED Light Strips Control, Hose Bed Lts - Cup Switch At Rear	1
197	0645612		Lights, Rear Scene, FRC, SPA900-Q70, 42" - 90" High Control, Rear Scene Lts - Cab Switch Panel DS, Cab Switch Panel PS, Pump Panel DS and Cup Switch At Rear SS Control, Rear Scene Lts - Cab Switch Panel DS, Cab Switch Panel PS, Pump Panel DS and Cup Switch At Rear SS	1
198	0709438		Light, Walking Surf, FRP Flood, LED	1
199	0788426		Aerial, HD Ladder 107' ASL Tandem, PUC, Alum Body	1
200	0554269		Body Skirt Height, 18"	1
201	0618437		Tank, Water, 500 Gallon, Poly, Ascendant TA, PAL, PAP, 3" Notch, HB on Side, PUC	1
202	0003405		Overflow, 4.00" Water Tank, Poly	1
203	0028104		Foam Cell Required	1
204	0003429		Not Required, Direct Tank Fill	1
205	0751577		Hose Bed, Aluminum, Trough Style, 2G Aerial Location, driver's/passenger's/center - Right Side Door, Material & Finish, Access - smooth aluminum Latch, Door, Access - lift and turn latch	1
206	0003491		Hose Bed Capacity 1000' of 5.00", Ascendant, PAP, PAL	1
207	0591017		Hose Restraint, Hose Bed, Aerial, Front Velcro Strap, Top	1
208	0515525		Not Required, Running Boards, PUC	1
209	0665275		Turntable Steps-Morton Cass, Swing Down,LS/RS,Ascend TA,PAL,PAP,Handhld Cut Outs	1
210	0554004		Lights, Step (6), P25 LED, Swing Down Access Steps, Each Side	1
211	0690023		Wall, Rear, Smooth Aluminum	1
212	0029503		Tow Eyes (2), Painted, Aerial	1
213	0013641		Construction, Compt, Alum, Ascendant Tandem, PAL, 85 PAP	1
214	0063695		Compt, LS F/H F/D, Roll Drs, w/o Chute, Ascendant Tandem, 105', 100 HAL	1
215	0063727		Compt, LS Turntable, F/H F/D, Roll Dr & Lift Dr, Ascendant Tandem, 105'	1
216	0023672		Compt, IPO Stairs, Not Required, LS	1
217	0063733		Compt, RS F/H, Roll Drs, Ascendant Tandem, 105 HDL, 100 HAL	1
218	0035382		Compt, RS Turntable, F/H, Roll Dr & Lift Dr, Ascendant Tandem, 105 HDL	1
219	0023673		Compt, IPO Stairs, Not Required, RS	1
220	0594012		Doors, Amdor, Rollup, Side Compartments Qty, Door Accessory - 08	8

Line	Option	Type	Option Description	Qty
220			Color, Roll-up Door - AMDOR Painted to Match Lower Body Latch, Roll-up Door - Non-Locking Liftbar	
221	0540787		Stabilizer Compartment, Modified for 18" Stabilizer Penetration	1
222	0556162		Not Req'd, Compt Blister in Front of Rear Axle	1
223	0018820		Bumper, Rear, 5" w/Treadplate Cover, Ascendant Tandem, PAP, PAL, RMAP	1
224	0603711		Guard, Drip Pan, S/S, Rollup Door, Aerial Qty, Door Accessory - 07 Location, Door Guard/Drip Pan - LS1, LS3 Over Wheel, LS4, RS1, RS3 Over Wheel, RS4 and B1	7
225	0777162		Elastic Pull Strap for Rollup Doors, Black 18.00" long Qty, Door Accessory - 02 Location, Door Accessory - each PUC crosslay roll up door	2
226	0611794		Trim, Rollup Door, Painted Door Color, Amdor Location, Door Accessory - LS1, LS2, LS3, LS4, LS6, B1, RS1, RS2, RS3, RS4, RS6, LS crosslay, RS crosslay Qty, - 13	13
227	0680510		Lights, Compt, Amdor AY-9250, Red LED, Dual Light Strips, Each Side of Door Location - LS1, LS2, LS3, LS4, B1, RS1, RS2, RS3, RS4, RS6 Qty, - 10	10
228	0689541		Lights, Compt, Pierce, LED Light Strip, 9", Additional Location, Lights - On driver side, (1) to the right of lower crosslay and (1) to the right of upper crosslay. On passenger side, (1) to the left of lower crosslay and (1) to the left of upper crosslay Qty, - 04	4
229	0660476		Lights, Compt, Amdor, AY-9220 LED, Strip LED Additional Location, Lights - LS6 pump panel compartment Qty, - 02	2
230	0603420		Shelf Tracks, Painted, Aerial Qty, Shelf Track - 07 Location, Shelf Track - LS1, LS3, LS4, RS1, RS3, RS4 and RS6	7
231	0600289		Shelves, Adj, 500 lb Capacity, Full Width/Depth, Predefined Locations, Aerial Qty, Shelf - 08 Material Finish, Shelf - Painted - Nightspots Location, Shelves/Trays, Predefined - .Location To Be Determined	8
232	0709689		Tray, 500 lb Slide-out, 2" Sides - Adj. Height, Predefined Locations Qty, Tray (slide-out) - 03 Location, Shelves/Trays, Predefined - .Location To Be Determined Material Finish, Tray - Painted - Nightspots	3
233	0667235		Cable, Single Hand Operation, Tilt/Slide Out, Utility Trays Location - TBD Qty, Tray (slide-out) - 03	3
234	0603763		Tray, Floor Mounted, Slide-Out, 500lb, 2.00" Sides, 2G Aerial Qty, - 04 Location, Tray Slide-Out, Floor Mounted - RS1, RS4, LS1 and LS4 Material Finish, Tray - Painted - Nightspots	4
235	0540335		Toolboard, Swing-out, Alum, .188", No Holes location - TBD Qty - 1 Location, Pivot - Front Mounting, Toolboard - Adjustable Frt-back Finish, Pegboard/Toolboard - Painted - Nightspots 909017	1
236	0567369		Toolboard, Slide-out, Alum, .188", No Holes location - TBD Qty - 3 Mounting, Toolboard - Stationary Finish, Pegboard/Toolboard - Painted - Spatter Gray	3
237	0004005		Alum Treadplate on Compt Floor Location - TBD Qty, Comp. Accessory - 04	4
238	0558491		Drawer Assembly, CTECH, Two Drawers, Up To 24" Wide Location - TBD Qty, - 01 Size, Drawer Height 1 (Top) - 3.25" Size, Drawer Height 2 - 5.75"	1

Line	Option	Type	Option Description	Qty
239	0509758		Rub Rail, UPF Black Plastic w/.50" Spacer, Body Sides	1
240	0004036		Fender Crowns, Rear, Rubber, Two Pair	1
241	0519849		Not Required, Hose, Hard Suction	1
242	0022041		No Handrails Req'd @ Side Pump Panel, No Pump Module	1
243	0601235		Compt, Air Bottle, Single, Round, Fender Panel, Tandem Axle Aerials	7
			Qty, Air Bottle Comp - 7	
			Door Finish, Fender Compt - Polished	
			Location, Fender Compt - Single (2) - LS Tandem, Single (2) - RS Tandem, Single - LS Rear and Single - RS Rear	
			Latch, Air Bottle Compt - Flush Lift & Turn	
			Insert, Air Bottle Compt - Rubber Matting	
244	0004218		Ladder, 35' Duo-Safety 1200A 2-Sect	1
			Qty, - 1	
245	0004222		Ladder, 24' Duo-Safety 900A 2-Section	1
			Qty, - 01	
			Location, Extension Ladder - torque box	
246	0004232		Ladder, (2) 16' Duo-Safety 875A Roof	1
247	0054240		Ladder, 12' Alco-Lite, PRL-12, Roof	1
			Qty, - 1	
248	0004233		Ladder, 14' Duo-Safety Fresno 701	1
			Qty, - 1	
249	0004246		Ladder, 10' Duo-Safety Folding, 585A	1
			Qty, - 01	
			Location, Folding Ladder Aerial - torque box	
250	0592248		Ladders Stored in Torque Box, Amdor Roll, Ascendant TA, PAL, PAP	1
			Color, Roll-up Door - AMDOR Painted to Match Lower Body	
251	0789440		Lights, Torque Box Ladder Storage, Truck-Lite 40227C 1lt, Incd, Round 4"	1
252	0775907		Pike Pole, 12' DUO Safety, Fiberglass	2
			Qty, - 02	
253	0789564		Pike Pole, 8' DUO Safety, Fiberglass, Aerial	2
			Qty, - 02	
254	0789566		Pike Pole, 6' DUO Safety, Fiberglass, Aerial	2
			Qty, - 02	
255	0789586		Pike Pole, 3' DUO Safety, Fiberglass, w/D Handle	2
			Qty, - 02	
256	0024892		Pike Pole, 6' Fire Hooks Unlimited, New York Roof Hook, Steel, Pry End, RH-6	2
			Qty, - 02	
			location, pike pole - In crosslay module. One going out DS and one going out PS.	
257	0027785		Pike Pole, 8' Fire Hooks Unlimited, New York Roof Hook, Steel, RH-8, Pry End	1
			Qty, - 01	
258	0770578		Pike Pole Tubes, in Torque Box/Ladder Storage, ABS	6
			Qty, - 06	
259	0058193		Tubes, Alum, Pike Pole Storage, Spcl Notch, NY PP Head	2
			Location - In crosslay module. One going out DS and one going out PS	
			Qty, Pike Pole Tubes - 02	
260	0024388		No Steps Required, Front Of Body	1
261	0692213		Pump, Pierce, 1500 GPM, Single Stage, Dash CF PUC	1
262	0515822		Seal, Mechanical, Silicon Carbide, PUC Pump	1
263	0515705		Gear Case, Pierce Pump, REPTO-Clutch Drive	1
264	0521309		Pumping Mode, Pump and Roll/Stationary, Basic, PUC	1
265	0515829		Pump Shift, Sure-Shift	1
266	0515833		Transmission Lock-up, Not Req'd, Park to Neutral, Pump, PUC	1
267	0515835		Auxiliary Cooling System, PUC	1
268	0014486		Not Required, Transfer Valve, Stage Pump	1
269	0783093		Valve, Relief Intake, Trident Air Max, Control Behind Left Pump Panel	1
			Fill in Blank - 125	
270	0515838		Controller, Pressure, Pierce, PUC	1
271	0072153		Primer, Trident, Air Prime, Air Operated	1
272	0780359		Manuals, Pump, (2) Total, Electronic Copies, Pierce PUC Pump	1
273	0602496		Plumbing, Stainless Steel and Hose, Single Stage Pump, PUC	1
274	0795135		Plumbing, Stainless Steel, w/Foam System	1
275	0517852		Inlets, 6.00" - 1500 GPM, Pierce PUC Pump	1

Line	Option	Type	Option Description	Qty
276	0004646		Cap, Main Pump Inlet, Long Handle, NST, VLH	1
277	0084610		Valves, Akron 8000 series- All	1
278	0004660		Inlet, Left Side, 2.50"	1
279	0029147		Not Required, Inlet, Right Side	1
280	0520002		Valve, Inlet(s) Recessed, Side Cntrl, PUC	1
			Qty, Inlets - 1	
281	0521137		Anode, Zinc, Pair, Pump Inlets, PUC	1
282	0004700		Control, Inlet, at Valve	1
283	0092569		No Rear Inlet (Large Dia) Requested	1
284	0092696		Not Required, Cap, Rear Inlet	1
285	0064116		No Rear Inlet Actuation Required	1
286	0009648		No Rear Intake Relief Valve Required on Rear Inlet	1
287	0092568		No Rear Auxiliary Inlet Requested	1
288	0563738		Valve, .75" Bleeder, Aux. Side Inlet, Swing Handle	1
289	0687424		Tank to Pump, (1) 3.00" Valve, 4.00" Plumbing, 3.00" Tank Outlet, Aerial PUC	1
290	0595508		Outlet, Tank Fill, 1.50", PUC	1
291	0516755		Outlet, Left Side, 2.50" (2), PUC	1
292	0092570		Not Required, Outlets, Left Side Additional	1
293	0766761		Outlet, Right Side, 2.50", (1), Electric Akron 9335 Controller, PUC	1
			Qty, Discharges - 01	
294	0766992		Outlet, Right Side, 4" w/4" Valve, Akron 9335 Elec Controller, PUC	1
295	0649939		Outlet, Front, 1.50" w/2" Plumbing	1
			Fitting, Outlet - 1.50" NST with 90 degree swivel	
			Drain, Front Outlet - Automatic	
			Location, Front, Single - in center bumper tray	
296	0092575		Not Required, Outlet, Rear	1
297	0092574		Not Required, Outlet, Rear, Additional	1
298	0092573		Not Required, Outlet, Hose Bed/Running Board Tray	1
299	0752097		Caps/Plugs for 1.00" to 3.00" Discharges/Inlets, Chain	1
300	0563739		Valve, 0.75" Bleeder, Discharges, Swing Handle	1
301	0055095		Not Required, Elbow, Left Side Outlets, 2.50"	1
302	0035094		Not Required, Elbow, Left Side Outlets, Additional	1
303	0021134		Not Required, Elbow, Right Side Outlets	1
304	0045099		Not Required, Elbow, Rear Outlets	1
305	0085695		Not Required, Elbow, Rear Outlets, Large, Additional	1
306	0527969		Cap, Large Dia Outlet, 4.00", IPO Elbow	1
307	0766941		Control, Outlets, Swing Handle, Elec Right Outlets Akron 9335 w/Press Disp, PUC	1
308	0029106		Not Required, Deluge Outlet	1
309	0029302		No Monitor Requested	1
310	0029304		No Nozzle Req'd	1
311	0029107		No Deluge Mount	1
312	0527482		Waterway Outlet & Control, PUC	1
313	0645092		Crosslays, (2) 1.50", FW, Std. Cap, w/Poly Trays, PUC, DCF Aerial	1
314	0692096		Crosslay, (1) 2.50", Full Width, Std Cap, w/Poly Tray, PUC, DCF	1
315	0588430		Hose Restraint, Crosslay/Deadlay, Bar and Hook, Heavy Nylon Web, Each Side, PUC	3
			Qty, - 03	
			Type of fastener - spring clip and hook	
			Nylon Web Color - Black	
316	0029260		Not Required, Speedlays	1
317	0750536		Hose Restr, Spdly, Not Required, No Spdly	1
318	0634321		Foam Sys, Husky 3, Single Agent, PUC, Dash CF Aerials	1
			Discharge, Foam Locations - Crosslay Lower Rear, Crosslay Lower Front, Front Bumper Center and Crosslay Upper Center	
			Discharge, Foam Locations - Crosslay Lower Rear, Crosslay Lower Front, Front Bumper Center and Crosslay Upper Center	
319	0012126		Not Required, CAF Compressor	1
320	0592527		Refill, Foam Tank, Integral, Husky 3	1
321	0031896		Demonstration, Foam System, Dealer Provided	1
322	0005446		Foam Cell, 20 Gallon, Not Reduce Water	1
			Type of Foam - Class "A"	
323	0697589		Drain, 1.00", Foam Tank #1, Husky 3 Foam System, Quarter Turn	1

Line	Option	Type	Option Description	Qty
324	0091079		Not Required, Foam Tank #2	1
325	0091112		Not Required, Foam Tank #2 Drain	1
326	0663782		Pump Operators Panel & Module, Aluminum, Control Zone, PAL/PAP Dash CF PUC	1
327	0032479		Pump Panel Configuration, Control Zone	1
328	0579545		Step, Slide-Out/Fold-Out, Pump Operator Platform, Aerial PUC	1
329	0667186		Light, Slide-Out Pump Operator Step, On Scene Solutions Access LED, Short Step	1
330	0516975		Material, Pump Panels, Operators Brushed Stainless, Sides Brushed Stainless, PUC	1
331	0516978		Pump and Plumbing Access, Simple Tilt Service, PUC	1
332	0520016		Not Required, Pumphouse Structure, PUC	1
333	0618458		Light, Pump Compt, WIn 3SC0CDCR LED White, PUC	1
			Qty, - 01	
334	0516983		Gauges, Engine, Included With Pierce Pressure Controller, PUC	1
335	0005601		Throttle Included w/ Pressure Controller	1
336	0549333		Indicators, Engine, Included with Pressure Controller	1
337	0763096		Fittings, Compression IPO PTC, All Pump Panel Gauges	1
338	0511078		Gauges, 4.00" Master, Class 1, 30"-0-600psi	1
339	0511100		Gauge, 2.00" Pressure, Class 1, 30"-0-400psi	1
340	0612566		Gauge, Water Level, Pierce, In pressure Controller, PUC Included w/Color Display	1
341	0062992		Gauge, Foam Level, (1) Tank, Class 1, 5lt	1
342	0653081		Light, Pump Operator & Panel, Side Ctrl, PUC, 60354C LED Cab & LED OH Chr Cvr	1
343	0606697		Air Horns, (2) Grover, In Bumper	1
344	0606835		Location, Air Horns, Bumper, Each Side, Outside Frame, Outboard (Pos #1 & #7)	1
345	0006064		Control, Air Horn, DS & PS Foot Sw	1
346	0525667		Siren, WIn 295SLSA1, 100 or 200 Watt	1
347	0692039		Location, Electronic Siren, Center Console	1
348	0076156		Control, Elec Siren, Head Only	1
349	0601304		Speaker, (2) WIn, SA315P, w/Pierce Polished Stainless Steel Grille, 100 watt	1
			Connection, Speaker - siren head	
350	0601558		Location, Speaker, Frt Bumper, Recessed, Ea Side, Outside Frame, Inbrd (Pos 2/6)	1
351	0016080		Siren, Federal Q2B	1
352	0006095		Siren, Mechanical, Mounted Above Deckplate	1
			Location, Siren, Mech - a) Left	
353	0026162		Control, Mech Siren, PS Foot Switch	1
354	0056061		Bracket, Wedge Style, (2) Foot Switches, Pass Side	1
355	0610351		Lightbar, WIn, Freedom IV-Q, 2-21.5", RRWRR RRWRR	1
			Filter, Whl Freedom Ltbrs - No Filters	
356	0669501		Light, Tomar 3065-CHROME Emitter, Traffic Preemption	1
			Location - TBD	
			Opticom Priority - b) High	
			Opticom Activation - Cab Switch & E-Master	
357	0016380		No Additional Lights Req'd, Side Zone Upper	1
358	0540460		Light, Front Zone, WIn M6*C LED, Clear Lens, 4lts Q Bezel	1
			Color, Lt DS Frnt Outside - DS Front Outside Red	
			Color, Lt PS Frnt Outside - PS Front Outside Red	
			Color, Lt DS Front Inside - r) DS Front Inside Red	
			Color, Lt PS Front Inside - r) PS Front Inside Red	
359	0653937		Flasher, Headlight Alternating	1
			Headlt flash deactivation - a)w/high beam	
360	0540679		Lights, Side Zone Lower, WIn M6*C LED, Clear Lens 2pr	1
			Location, Lights Front Side - b)each side bumper	
			Color, Lt Side Front - Red	
			Color, Lt Side Rear - Red	
			Location, Lights Rear Side - Over Rear Wheels	
361	0564655		Lights, Rear Zone Lower, WIn M6*C LED, Clear Lens, For Tail Lt Housing	1
			Color, Lt DS Rear - r) DS Rear Lt Red	
			Color, Lt PS Rear - r) PS Rear Lt Red	
362	0088745		Light, Rear Zone Upper, WIn L31HRFN LED Beacon, Red LED	1
			Color, Dome, Rear Warning - j) both domes clear	
363	0006551		Not Required, Lights, Rear Upper Zone Blocking	1

Line	Option	Type	Option Description	Qty
364	0791501		Light, Traffic Directing, WIn TAL65, 36" Long LED, Aerials	1
			Activation, Traffic Dir L - Not Connected	
365	0530074		Location, Traf Dir Lt, On Top of Body Below Turntable w/Trdplt Box	1
366	0530282		Location, Traf Dir Lt Controller, Overhead Switch Panel DS Right End	1
367	0781579		Receptacle, 15/20A 120V 3-Pr 3-Wr, NEMA 5-20R SB Dup, 1st, Interior Cab	1
			Qty, - 01	
			Location 1 - TBD	
			AC Power Source - Shoreline	
			Cover, Receptacle - Interior SS Wall Plate(s)	
368	0779722		Receptacle, 15/20A 120V 3-Pr 3-Wr, NEMA 5-20R SB Dup, 1st, Interior Body	2
			Qty, - 02	
			Location 1 - TBD	
			AC Power Source - Shoreline	
			Cover, Receptacle - Interior SS Wall Plate(s)	
369	0519934		Not Required, Brand, Hydraulic Tool System	1
370	0649753		Not Required, PTO Driven Hydraulic Tool System	1
371	0755096		Aerial, 107' ASL Tandem, 750/500 Tip, 35 MPH	1
372	0000042		Boom Support, Rear of the Chassis Cab	1
373	0601990		Light, Boom Support, Peterson 393C, Incandescent	1
374	0799588		Boom Support Compartment, w/ RS Xlay Compt, Painted, Dash CF, PUC	1
375	0680821		Boom Panel, Pair	1
			Paint Color, Predefined - #479 Charcoal Metallic	
376	0526890		Not Required, Indicator, Extension	1
377	0591645		Steps, Folding, Four, Aerial Device, Trident	1
			Coating, Step - black	
378	0688232		Rung Covers, Aerial Device	1
			Rung Cover Color - Safety Yellow	
379	0678539		Brackets Only, Roof Ladder, Aerial Fly Section	1
			Finish - DA Finish	
			Roof Ladder, Make/Model - 12' Alco-Lite PRL-12	
380	0665556		Brackets Only, Pike Pole, Aerial Base Section	1
			Qty, - 01	
			Location, Aerial Device - right side	
			Pike Pole Make/Model - Fire Hooks Unlimited New York Roof Hook RH-8	
381	0601972		Lights, Turntable Walkway, P25, LED	1
382	0601949		Light, Turntable Console, TecNiq T-10, LED Strip Light	1
383	0682164		Cover, Treadplate, Around Aerial Rotation Bearing	1
384	0793038		Control Stations, ASL Tandem Axle, MUX, Color Display	1
385	0792976		Stabilizers, Ascendant Tandem, Rear Mount Steel, 16' Spread, 18" Pen, MUX	1
			Material, Stabilizer Pad - Composite	
386	0548900		Door, Stabilizer Control Box, Aerial MUX, Smooth Aluminum	1
387	0793039		Hydraulic System, Ascendant Tandem Axle	1
388	0793037		Swivels, D-Series w/Encoder, ASL-Tandem/Tiller, MUX (28 Collector Rings)	1
389	0793396		Electrical System, ASL Tandem Axle, MUX	1
390	0605970		Lights, FRC SRA110* LED Trk Tip (PAL), 4lts	1
			Location, Sw, Arl DC Lts - m) 2 locations	
			Color, FRC/Rom Lt Housing - FRC Black Lts	
391	0653677		Lighting, Rung, LED, TecNiq, 4 Section, Base, Lower/Upper Mid, Fly	1
			Control, Aerial Rung Lighting - Turntable Sw w/Master Batt Sw	
			Color, Lt Aerial Fly Sect - Red & (3) Blue	
			Color, Lt Aerial Base Sect - Red	
			Color, Lt Aerial Lower Mid Sect - Red	
			Color, Lt Aerial Upper Mid Sect - Red	
392	0540743		Lights, Stabilizer Warn (2) Sets, WIn M6*C LED, Clear Lens	1
			Color, Lt Rr Stabilzr Pan - r) Pan Light Red	
			Color, Lt Fr Stabilzr Pan - r) Pan Light Red	
393	0068703		Lights, Grote Supernova LED, Stabilizer Beam, (1) Set	1
394	0601977		Lights, Stabilizer Scene, (2) sets, Truck-Lite 40227C, Incandescent	1
395	0006929		Not Required, 120v To Tip	1
396	0594648		Intercom, 2-Way Fire Research ICA900 Hands Free	1
397	0540895		Not Required, Breathing Air to Tip, Aerial Ladder	1
398	0024742		Not Required, Mask, Breathing Air To Tip	1
399	0056918		Not Required, Raised Aerial Pedestal	1

Line	Option	Type	Option Description	Qty
400	0604457		Lifting Eye Assembly, Rope Rescue Attachment, ASL	1
401	0536374		Turntable Access, ManSaver Bars, Red	1
402	0624672		Waterway, High Flow, 1500 GPM, ASL	1
403	0632855		Monitor, Akron 3480 StreamMaster II Electric w/Extended Vertical Travel Nozzle, Monitor 1 PAL - Akron 5178 Electric 1500 gpm	1
404	0010758		Flow Meter, Waterway, PAL, 110' Ascendant, MUX	1
405	0004836		Inlet, 5.00" at Rear w/ Pump, Ascendant Tandem, PAP, PAL	1
406	0673128		Quick-Lock Waterway Locking System, 100' HDL, 105' HDL, ASL	1
407	0047897		Tools, Aerial	1
408	0559494		Manuals and Training, 3 Consecutive Days, Ascendant Ladder, PAL	1
409	0007150		Bag of Nuts and Bolts Qty, Bag Nuts and Bolts - 2	1
410	0602497		NFPA Required Loose Equipment, Quint, NFPA 2016, Provided by Fire Department	1
411	0602397		Soft Suction Hose, Provided by Fire Department, Quint NFPA 2016 Classification	1
412	0027023		No Strainer Required	1
413	0602534		Extinguisher, Dry Chemical, Quint NFPA 2016, Provided by Fire Department	1
414	0602352		Extinguisher, 2.5 Gal. Pressurized Water, Quint, NFPA 2016, Provided by Fire Dept	1
415	0007482		Not Required, Crowbars	1
416	0007484		Not Required, Claw Tools	1
417	0602883		Axe, Flathead, Quint NFPA 2016, Provided by Fire Department	1
418	0602670		Axe, Pickhead, Quint NFPA 2016, Provided by Fire Department	1
419	0007494		Not Required, Sledgehammers	1
420	0644555		Paint, Two Tone, Cab and Body, w/Shield, Metallic Upper Only Paint, Color - #80 Red Paint Color, Upper Area - #479 Charcoal Metallic	1
421	0646901		Paint Chassis Frame Assy, With Liner, E-Coat, Standard Paint Color, Frame Assembly, Predefined - Standard Black	1
422	0693797		No Paint Required, Aluminum Front Wheels	1
423	0693792		No Paint Required, Aluminum Rear Wheels	1
424	0639088		Compartment Paint, 909017, Nightspots	1
425	0782203		Aerial Ladder Paint, ASL-Tandem, E-Coat Paint Color, Aerial Device - Charcoal Metallic 479 Paint Color, Egress - #90 Red Paint Color, Turntable - charcoal metallic 479 Paint Color, Boom Support - charcoal metallic 479 Paint Color, Cylinders - red 80 Paint Color, Aerial Control Console - red 80	1
425	0000000	STF	Reflective Band, 1"-6"-1" - Custom Color Printing to Match Existing Vehicles Color, Reflect Band - A - e) black Color, Reflect Band - B - p) black Color, Reflect Band - C - za) black	1
426	0007356		Reflective across Cab Face	1
427	0602751		Stripe, Chevron, Rear, Reflective, Non-NFPA 2016 Colors, Aerial Color, Reflect Band - A - c) ruby red Color, Reflect Band - B - p) black	1
428	0598754		Stripe, Reflective/Diamond Grade, 4.00" on Stabilizers Color, Reflect Band - A - c) ruby red	1
429	0512024		Stripe, Reflective, Chevron/Inverted "V", On Front Bumper Color, Reflect Band - A - c) ruby red Size, Chevron Striping - 04 Color, Reflect Chev - A - e) black	1
430	0022087		"Z" Ribbon, w/Shade in Reflective Stripe, Pair Qty, - 1	1
431	0509398		Stripe, Reflective, Chevron, Cab and Crew Cab Doors Interior Color, Reflect Band - B - n) ruby red Size, Chevron Striping - 04 Color, Reflect Chev - A - e) black	1
432	0027372		Lettering Specifications, (GOLD STAR Process)	1
433	0686428		Lettering, Gold Leaf, 3.00", (41-60) Outline, Lettering - Outline and Shade	1
434	0769755		Emblem, Texas Flag Painted on Cab Grille, All Custom Chassis	1
434	0000000	STF	Graphics Package Allowance	1

Line	Option	Type	Option Description	Qty
435	0772003		Manual, Fire Apparatus Parts, USB Flash Drive, Custom Qty, - 01	1
436	0772037		Manual, Chassis Service, USB Flash Drive, Custom Qty, - 01	1
437	0773381		Manual, Chassis Operation, (1) USB Flash Drive, Custom	1
438	0030008		Warranty, Basic, 1 Year, Apparatus, WA0008	1
439	0696696		Warranty, Engine, Detroit DD13, 5 Year, WA0180	1
440	0684953		Warranty, Steering Gear, Sheppard M110, 3 Year WA0201	1
441	0595767		Warranty, Frame, 50 Year, Velocity/Impel, Dash CF, WA0038	1
442	0595698		Warranty, Axle, 3 Year, TAK-4, WA0050	1
443	0777368		Warranty, Axle, 2 Year, Meritor, General Service, WA0328	1
444	0652758		Warranty, ABS Brake System, 3 Year, Meritor Wabco, WA0232	1
445	0019914		Warranty, Structure, 10 Year, Custom Cab, WA0012	1
446	0595813		Warranty, Paint, 10 Year, Cab, Pro-Rate, WA0055	1
447	0524627		Warranty, Electronics, 5 Year, MUX, WA0014	1
448	0708760		Warranty, Not Applicable, LED Strip Lights	1
449	0046369		Warranty, 5-year EVS Transmission, Standard Custom, WA0187	1
450	0685945		Warranty, Transmission Cooler, WA0216	1
451	0688798		Warranty, Water Tank, Lifetime, UPF, Poly Tank, WA0195	1
452	0596025		Warranty, Structure, 10 Year, Body, WA0009	1
453	0693127		Warranty, Gortite, Roll-up Door, 6 Year, WA0190	1
454	0516693		Warranty, Pump, Pierce, PUC, 6 Year Parts, 1 Year Labor, WA0039	1
455	0648675		Warranty, 10 Year S/S Pumbing, WA0035	1
456	0657990		Warranty, Foam System, Husky 3, WA0231	1
457	0006999		Warranty, Structure, 20 Year, Aerial Device, WA0052	1
458	0687388		Warranty, Swivels, 5 Year, Aerial Device, WA0197	1
459	0685727		Warranty, Hydraulic System and Components, 3 Year/5 Year, WA0200	1
460	0687327		Warranty, Waterway, 10 Year, Aerial Device, WA0198	1
461	0595860		Warranty, Paint, 4 Year, Aerial Device, Pro-Rated, WA0047	1
462	0595820		Warranty, Paint, 10 Year, Body, Pro-Rate, WA0057	1
463	0595421		Warranty, Goldstar, 3 Year, Apparatus, WA0018	1
464	0683627		Certification, Vehicle Stability, CD0156	1
465	0610840		Certification, Engine Installation, Dash CF, Detroit DD13, 2016, CD0145	1
466	0686786		Certification, Power Steering, CD0098	1
467	0696029		Certification, Cab Integrity, Dash CF, CD0099	1
468	0695966		Certification, Cab Door Durability, Dash CF, CD0118	1
469	0695932		Certification, Windshield Wiper Durability, Dash CF, CD0120	1
470	0695965		Certification, Electric Window Durability, Dash CF, CD0121	1
471	0695933		Certification, Seat Belt Anchors and Mounting, Dash CF, CD0122	1
472	0695964		Certification, Cab Heater and Defroster, Dash CF, CD0119	1
473	0695971		Certification, Cab Air Conditioning Performance, Dash CF, CD0108	1
474	0545073		Amp Draw Report, NFPA Current Edition	1
475	0002758		Amp Draw, NFPA/ULC Radio Allowance	1
476	0799248		Appleton/Florida BTO	1
477	0000049		Ascendant BODY	1
478	0000012		PIERCE CHASSIS	1
479	0562778		DD13 ENGINE	1
480	0046396		EVS 4000 Series TRANSMISSION	1
481	0780025		PIERCE PUMP, PUC, DASH CF	1
482	0020009		POLY TANK	1
483	0028048		FOAM SYSTEM	1
484	0020006		SIDE CONTROL	1
485	0020007		AKRON VALVES	1
486	0020015		ABS SYSTEM	1
487	0755453		AERIAL BASE	1

Kimley-Horn and Associates, Inc.

Opinion of Probable Construction Cost

Client: City of Lake Worth, Tx	Date: 8/1/2019	
Project: Hiawatha Trail Utilities, Phase 2 & 3	Prepared By: NRS	
Description - Hiawatha Trail - Osage Trail to Navajo Trail	Checked By: MDC	

Project Length: Approximately 2200 LF of Water and Sewer Line

Hiawatha Trail Utilities, Phase 2 & 3

Item No.	Item Description	Quantity	Unit	Unit Price	Item Cost
1	Mobilization	1	LS	\$ 50,000.00	\$ 50,000.00
2	Traffic Control and Traffic Control Plan	1	LS	\$ 20,000.00	\$ 20,000.00
3	General Site Preparation	1	LS	\$ 15,000.00	\$ 15,000.00
4	8" SDR-26 PVC Pipe (All Depths)	2200	LF	\$ 60.00	\$ 132,000.00
5	4' Diameter Standard Sanitary Sewer Manhole (All Depths)	7	EA	\$ 6,000.00	\$ 42,000.00
6	Sanitary Sewer Service	83	EA	\$ 2,000.00	\$ 166,000.00
7	8" C900 DR-18 PVC Pipe	2200	LF	\$ 55.00	\$ 121,000.00
8	6" C900 DR-18 PVC Pipe	200	LF	\$ 50.00	\$ 10,000.00
9	Water Line Service	83	EA	\$ 2,000.00	\$ 166,000.00
10	Ductile Iron Fittings	4	TON	\$ 7,500.00	\$ 30,000.00
11	Fire Hydrant Assembly	6	EA	\$ 3,000.00	\$ 18,000.00
12	Temporary Asphalt Repair	3250	SY	\$ 30.00	\$ 97,500.00
13	Gate Valve	10	EA	\$ 2,500.00	\$ 25,000.00
14	Irrigation Allowance	1	LS	\$ 12,500.00	\$ 12,500.00
15	Remove and Replace Existing Fence	200	LF	\$ 100.00	\$ 20,000.00
16	Temporary Driveway Repair	200	SY	\$ 60.00	\$ 12,000.00
17	Landscape Restoration Allowance	1	LS	\$ 12,500.00	\$ 12,500.00
18	Utility Trench Safety	4600	LF	\$ 3.00	\$ 13,800.00
19	Post-Construction Television Inspection	2200	LF	\$ 3.00	\$ 6,600.00
20	Cement Stabilized Sand Around Manhole	1	EA	\$ 1,500.00	\$ 1,500.00
				Subtotal Base Bid	\$969,900.00
				Cont. 20%	\$193,980.00
				Engineering & Survey 15%	\$174,582.00
				Grand Total	\$1,338,462.00

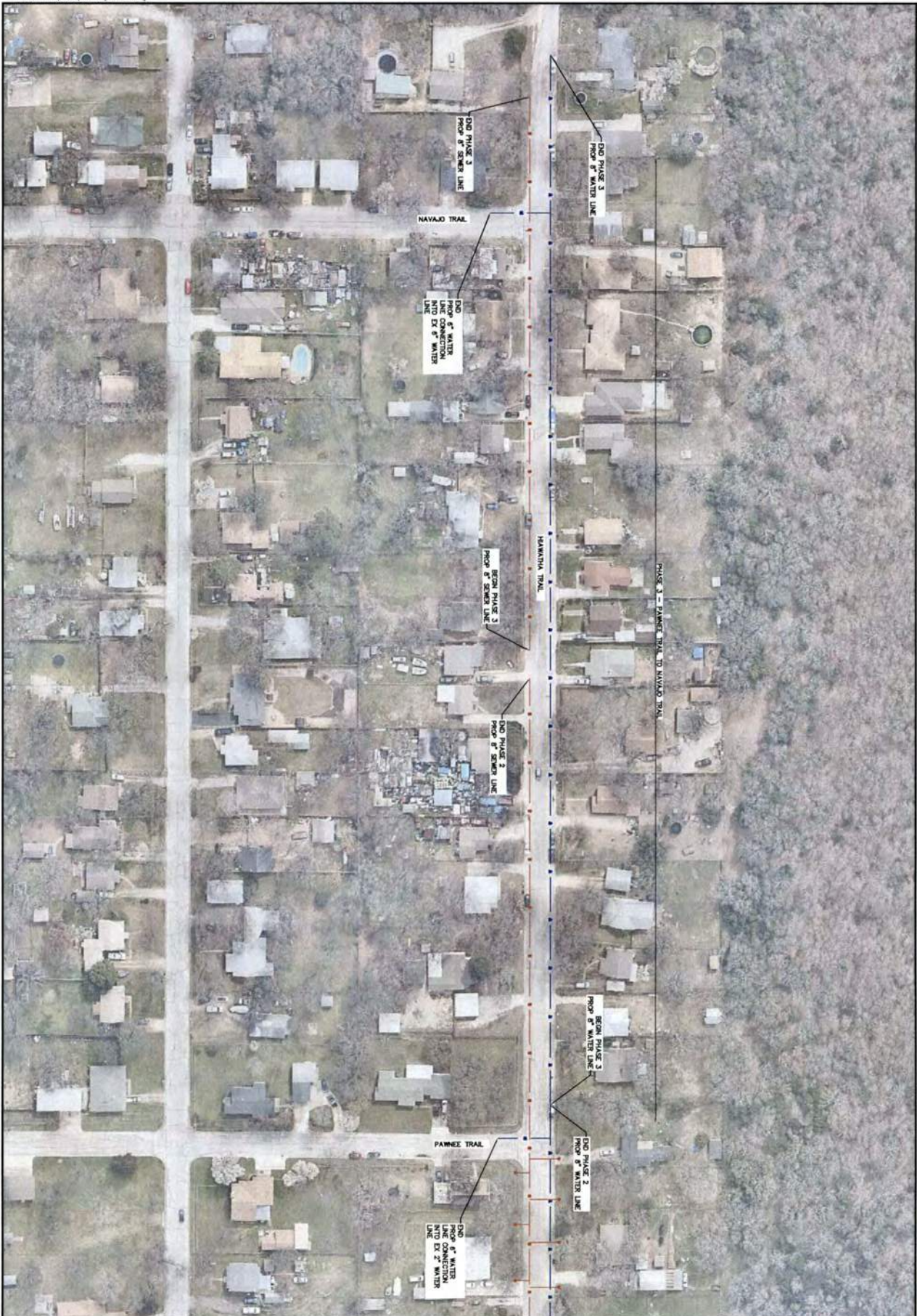
Basis for Cost Projection:

- No Design Completed
- Preliminary Design
- Final Design

The Engineer has no control over the cost of labor, materials, equipment, or over the Contractor's methods of determining prices or over competitive bidding or market conditions. Opinions of probable costs provided herein are based on the information known to Engineer at this time and represent only the Engineer's judgment as a design professional familiar with the construction industry. The Engineer cannot and does not guarantee that proposals, bids, or actual construction costs will not vary from its opinions of probable costs.



E1		<p>HIAWATHA PHASE 2 LIMITS</p>		<p>Kimley»Horn <small>801 Cherry Street, Unit 11, Suite 500, Fort Worth, TX 76102 Phone: (817) 330-8201 Fax: (817) 330-8070 Registration Number F-428</small></p>
----	--	------------------------------------	--	--



E2	

**HIAWATHA PHASE 3
LIMITS**

Kimley»Horn
801 Cherry Street, Unit 11, Suite 900, Fort Worth, TX 76102
 Phone: (817) 333-8311 Fax: (817) 333-8170 Registration Number F-4028

Hiawatha Trail Concrete Project

City of Lake Worth					Concrete Replacement					
					Based on City Quantities					
STREET LIST	Limits	Quantity	City's Areas	City's Accum. Areas	Unit Cost (Valley Gutter)	Unit Cost (Curb & Gutter)	Unit Cost (Driveway)	Unit Cost (Barrier Free Ramps)	Cost Per Unit	Accum. Cost
		Each	SY	SY	\$/SY	\$/LF	\$/SY	\$/Each	\$	\$
<i>City's List of Streets</i>										
Hiawatha Trail	Osage Trail - City Limits		48.00	48.00	\$ 81.31	-	-		\$ 3,902.88	\$ 3,902.88
			3452.00	3500.00	-	\$ 41.60	-		\$ 143,603.20	\$ 147,506.08
			1260.00	4760.00	-	-	\$ 93.60		\$ 117,936.00	\$ 265,442.08
Ramps		4						\$ 1,200.00	\$ 4,800.00	\$ 270,242.08
								15% Contingency	\$ 40,536.31	\$ 310,778.39
			Grand Total SY	4760.00					GRAND TOTAL \$	\$ 310,778.39

2019-2020 Hiawatha Trail Road Project

City of Lake Worth										County Hot Mix Overlay							
										Based on City Quantities							
STREET LIST	Limits	City's Lengths	City's Width	City's Areas	City's Accum. Areas	Asphalt (2")	Binder (4")	Cement (8')	Tonnage	Asphalt Unit Cost	Binder Unit Cost	Cement Unit Cost	Unit Cost (Asphalt)	Unit Cost (Binder)	Unit Cost (Cement)	Cost Per Street	Accum. Cost
		FT	FT	SY	SY					\$/SY	\$/SY	\$/SY	\$	\$	\$	\$	\$
<i>City's List of Streets</i>																	
Hiawatha Trail	Osage Trail - Pawnee Trail	34	480	1,813	1,813	220	440	40	2,000	\$ 72.00	\$ 72.00	\$ 192.00	\$ 14,361.60	\$ 28,723.20	\$ 6,963.20	\$ 50,048.00	\$ 50,048.00
	Pawnee Trail - Navajo Trail	34	1,092	4,125	5,939	220	440	40	2,000	\$ 72.00	\$ 72.00	\$ 192.00	\$ 32,672.64	\$ 65,345.28	\$ 15,841.28	\$ 113,859.20	\$ 163,907.20
	Navajo Trail - City Limits	34	250	944	6,883	220	440	40	2,000	\$ 72.00	\$ 72.00	\$ 192.00	\$ 7,480.00	\$ 14,960.00	\$ 3,626.67	\$ 26,066.67	\$ 189,973.87
Hot Mix Total					6,883				8,000								\$ 166,826.67
										Asphalt Tack							
																	\$ 4,000.00
																	Tack Total
																	\$ 4,000.00
										Contingency							
																15%	\$ 25,624.00
Grand Total SY					6,883											GRAND TOTAL \$	\$ 196,450.67



ATLAS UTILITY SUPPLY COMPANY

2301 CARSON STREET
 FORT WORTH, TEXAS 76117-5212
 817.831.4275 FAX 817.831.1014
 EMAIL: SALES@ATLASUTILITY.COM

PRICE QUOTE

Page 1

Printed 08/05/19 DKJ

Quoted

Ship To

CITY OF LAKE WORTH
 EMAIL INVOICE
 3805 ADAM GRUBB ROAD
 LAKE WORTH TX 76135
 Buyer: SEAN DENSMORE
 Tel:817-237-1211 Fax:817-237-1333

SAME

Quote #	Quote Date	Exp Date	Customer #	Customer P/O #	Ship Via	Writer
Q002313	07/30/2019	01/26/2020	0001350			DKJ
Job ID	Customer Terms			Salesman		
	NET 30 DAYS Std			DENNIS JOHNSON JR		
Product	Description	UM	Quant	Unit Price	Extension	
BMM25 ESERIES T	BADGER 5/8" X 3/4" STAINLESS STEEL E-SERIES METER WITH HR-E LCD USG ENCODER AND 5' TWIST TIGHT CONNECTOR -5/8" x 3/4" E SERIES - STAINLESS STEEL - USG - TWIST TIGHT 5'	EA	1784	178.00	317552.00	
BMM55 ESERIES T	BADGER 1" STAINLESS STEEL E-SERIES METER WITH HR-E LCD USG ENCODER AND 5' TWIST TIGHT CONNECTOR - 1" E SERIES - STAINLESS STEEL - USG - 5' TWIST TIGHT CONNECTOR	EA	293	235.00	68855.00	
BMM170 ESERIES	BADGER 2" STAINLESS STEEL ELLIPTICAL E-SERIES METER WITH USG HR-E LCD ENCODER AND 5' TWIST TITE CONNECTOR	EA	108	740.00	79920.00	
BM3x17 ESERIES	BADGER 3" X 17" LEAD FREE BRONZE E-SERIES METER WITH USG HRE-LCD ENCODER AND 10FT TWIST TIGHT CONNECTION	EA	26	1998.00	51948.00	
BMM120 ESERIES	BADGER 1-1/2" STAINLESS STEEL E-SERIES METER WITH USG HR-E LCD ENCODER AND TWIST TIGHT CONNECTOR AND 5' WIRE LEAD	EA	46	545.00	25070.00	
BM4x20 ESERIES	BADGER 4" X 20" LEAD FREE	EA	6	2430.00	14580.00	

Continue...



ATLAS UTILITY SUPPLY COMPANY

2301 CARSON STREET
 FORT WORTH, TEXAS 76117-5212
 817.831.4275 FAX 817.831.1014
 EMAIL: SALES@ATLASUTILITY.COM

PRICE QUOTE

Page 2

Printed 08/05/19 DKJ

Quoted
 CITY OF LAKE WORTH
 EMAIL INVOICE
 3805 ADAM GRUBB ROAD
 LAKE WORTH TX 76135
 Buyer: SEAN DENSMORE
 Tel:817-237-1211 Fax:817-237-1333

Ship To
 SAME

Quote #	Quote Date	Exp Date	Customer #	Customer P/O #	Ship Via	Writer
Q002313	07/30/2019	01/26/2020	0001350			DKJ
Job ID			Customer Terms		Salesman	
			NET 30 DAYS Std		DENNIS JOHNSON JR	

Product	Description	UM	Quant	Unit Price	Extension
BMOCELLEPFL	BRONZE E-SERIES METER WITH USG HRE-LCD ENCODER AND 10FT TWIST TIGHT CONNECTION BADGER ORION LTE CELLULAR ENDPOINT WITH FULLY LOADED SERVICE UNITS TWIST TIGHT CONNECTOR	EA	2263	265.00	599695.00
SP	***** FULLY LOADED ***** SP	EA	1	0.00	0.00
----- ITEMS BELOW ARE FOR INSTALLATION -----					
PSINS5/8M&T	INSTALLATION OF 5/8" X 3/4" METER AND TRANSMITTER	EA	1784	45.00	80280.00
PSINS1M&T	INSTALLATION OF 1" METER AND TRANSMITTER	EA	293	45.00	13185.00
PSINSM170M&T	INSTALLATION OF 2" M-170 METER AND TRANSMITTER	EA	108	225.00	24300.00
PSINS3M&T	INSTALLATION OF 3" METER & TRANSPONDER COMPLETE	EA	26	850.00	22100.00
PSINS1.5T	INSTALLATION OF 1 1/2" TRANSPONDER ONLY	EA	46	215.00	9890.00
PSINS4M&T	INSTALLATION OF 4" METER & TRANSPONDER COMPLETE	EA	6	875.00	5250.00

Continue...



ATLAS UTILITY SUPPLY COMPANY

2301 CARSON STREET
FORT WORTH, TEXAS 76117-5212
817.831.4275 FAX 817.831.1014

EMAIL: SALES@ATLASUTILITY.COM

PRICE QUOTE

Page 3

Printed 08/05/19 DKJ

Quoted

Ship To

CITY OF LAKE WORTH
EMAIL INVOICE
3805 ADAM GRUBB ROAD
LAKE WORTH TX 76135
Buyer: SEAN DENSMORE
Tel:817-237-1211 Fax:817-237-1333

SAME

Quote #	Quote Date	Exp Date	Customer #	Customer P/O #	Ship Via	Writer
Q002313	07/30/2019	01/26/2020	0001350			DKJ
Job ID	Customer Terms			Salesman		
	NET 30 DAYS Std			DENNIS JOHNSON JR		

Product	Description	UM	Quant	Unit Price	Extension
X: _____ (Accepted by)				Sub Total	1,312,625.00
				Freight	\$0.00
				Misc Charges	\$0.00
				Tax Amount	\$0.00
				Total	1312625.00

MESSAGE

TERMS

--	--

TAB 31

FEE SCHEDULE

ORDINANCE NO. 1157

AN ORDINANCE OF THE CITY OF LAKE WORTH, TEXAS, ADOPTING A FEE SCHEDULE FOR THE CITY OF LAKE WORTH AND REPEALING AND REPLACING ALL OTHER FEES IN CONFLICT WITH THIS ORDINANCE; PROVIDING THAT THIS ORDINANCE SHALL BE CUMULATIVE OF ALL ORDINANCES; PROVIDING A SEVERABILITY CLAUSE; PROVIDING A SAVINGS CLAUSE; PROVIDING FOR PUBLICATION IN THE OFFICIAL NEWSPAPER; AND PROVIDING AN EFFECTIVE DATE.

WHEREAS, the City of Lake Worth, Texas (the "City") is a home rule city acting under its charter adopted by the electorate pursuant to Article XI, Section 5, of the Texas Constitution and Chapter 9 of the Local Government Code; and

WHEREAS, such list is intended to repeal and replace all existing fees in conflict with the fee schedule listed on Exhibit A attached and incorporated as part of this Ordinance; and

NOW THEREFORE, BE IT ORDAINED BY THE CITY COUNCIL OF THE CITY OF LAKE WORTH THAT:

SECTION 1.

The above and foregoing recitals are hereby found to be true and correct and are incorporated herein as findings of fact. The City Council further finds and determines that the rules, regulations, terms, conditions, provisions and requirements of this ordinance are reasonable and necessary to protect the public health, safety, welfare, and quality of life in the City.

SECTION 2.

The City Council hereby repeals and replaces all fees levied by the City of Lake Worth in conflict with the fee schedule attached and incorporated herein as "Exhibit A".

SECTION 3.

The City Council hereby authorizes amendments to the fee schedule listed in "Exhibit A" by minute order of the City Council.

SECTION 4.

In the event of a conflict or inconsistency between this ordinance and any other code or ordinance of the City, save and except provisions of the Comprehensive Zoning Ordinance, the provisions of this ordinance shall control. Nothing adopted herein is

intended to, in any way, nor shall any such provisions be deemed superseded or control over the provisions of the Comprehensive Zoning Ordinance.

SECTION 5.

All rights and remedies of the City of Lake Worth are expressly saved as to any and all violations of the provisions of any ordinances governing irrigation and water usage that have accrued at the time of the effective date of this Ordinance; and, as to such accrued violations and all pending litigation, both civil and criminal, whether pending in court or not, under such ordinances, same shall not be affected by this Ordinance but may be prosecuted until final disposition by the courts.

SECTION 6.

The City Secretary of the City of Lake Worth is hereby directed to publish at least twice in the official newspaper of the City of Lake Worth, the caption and the penalty clause of this ordinance in accordance with Section 52.013(b) of the Local Government Code.

SECTION 7.

This Ordinance shall be in full force and effect from and after its passage and publication as required by law, and it is so ordained.

PASSED AND APPROVED on the 13th day of August 2019.

CITY OF LAKE WORTH

By: _____
Walter Bowen, Mayor

ATTEST:

Monica Solko, City Secretary

APPROVED AS TO FORM AND LEGALITY:

Drew Larkin, City Attorney

EXHIBIT A

City of Lake Worth Fee Schedule

DRAFT

CITY OF LAKE WORTH FEE SCHEDULE

EXHIBIT A

FEE TYPE	FEE AMOUNT
ADMINISTRATION	
Non-Sufficient Funds (NSF)	https://statutes.capitol.texas.gov/Docs/BC/htm/BC.3.htm
ALCOHOLIC BEVERAGE LICENSES (Annually)	
Beer Retailer's Off Premise	\$30.00
Beer Retailer's On Premise	\$375.00
Beverage Cartage	\$10.00
Mixed Beverage (starting 3 rd renewal)	\$375.00
Mixed Beverage Late Hours (starting 3 rd renewal)	\$75.00
Package Store	\$250.00
Package Store Tasting	\$12.50
Private Carrier's	\$15.00
Retail Dealer's On Premise	\$125.00
Wine & Beer Retailer's	\$375.00
Wine & Beer Retailer's Off Premise	\$30.00
Wine Only Package Store	\$37.50
Winery Festival	\$25.00
Winery	\$37.50
ANIMAL SERVICES	
Animal Adoption (includes micro-chip & flea preventative)	\$25.00

CITY OF LAKE WORTH FEE SCHEDULE

EXHIBIT A

Animal Quarantine – Non-Resident	\$200.00
Animal Quarantine – Resident	\$150.00
Animal Impound – 1 st	\$40.00
Animal Impound – 2 nd	\$60.00
Animal Impound – 3 rd or more	\$125.00
Dart Fee	\$10.00
City Registration – 1-year tag	\$5.00
City Registration – 3-year tag	\$15.00
Dangerous Animal Registration (annually)	\$300.00
Euthanasia (must be currently registered with city)	\$25.00
Hen Permit (annually)	\$25.00
Live Trap Replacement	\$150.00
Microchip – Non-Resident	\$25.00
Microchip – Resident	\$15.00
Multiple Pet Registration (annually)	\$35.00
Owner Animal Surrender	\$50.00
Rabies Vaccination Voucher	\$10.00
BUILDING DEVELOPMENT SERVICES	
Administrative	
After Hours Inspection(s) (per hour, 2-hour minimum)	\$75.00
Backflow Test Report Forms (set of 15)	\$10.00

CITY OF LAKE WORTH FEE SCHEDULE

EXHIBIT A

Backflow Test Punch Card (set of 5)	\$5.00
Backflow Test Submit	n/a
Liquid Waste Trip Tickets (set of 50)	\$50.00
Liquid Waste Trip Ticket Submit	n/a
Permit Card Replacement	\$5.00
Plan Resubmittal	Full Plan Review Amount
Red Tag/Reinspection	\$75.00
Building Permits	
Accessory Detached (MEP Permits \$50.00 each plus building permit fee)	
Accessory Building Detached – 121-300 sq. ft. (\$50.00 minimum fee)	\$0.25 sq. ft.
Accessory Building Detached – 301-max sq. ft. ((\$50.00 minimum fee; plus 25% plan review fee) (engineered foundation plan required))	\$0.75 sq. ft.
Building Addition – Residential (\$50.00 minimum)	\$0.75 sq. ft.
Building Addition – Non-Residential (\$100.00 minimum)	\$1.50 sq. ft.
Building Remodel – Residential (\$50.00 minimum; No MEP's required)	\$0.45 sq. ft.
Building Remodel – Non-Residential (\$100.00 minimum; No MEP's required)	\$0.65 sq. ft.
Carport	
1 to 120 feet in area	\$50.00
121-300 feet in area	\$100.00
301-450 feet in area	\$150.00
Demolition – Residential	\$100.00
Demolition – Non-Residential	\$200.00
Drive Approach – Residential	\$75.00

CITY OF LAKE WORTH FEE SCHEDULE

EXHIBIT A

Drive Approach – Non-Residential	\$150.00
Fence/Retaining Wall – Residential	Sq. ft. x \$0.10
Fence/Retaining Wall – Non-Residential	Sq. ft. x \$0.20 + 35% plan review
New Construction – Residential	\$0.85 sq. ft. + 25% plan review
New Construction – Non-Residential	\$1.50 sq. ft. + 65% plan review
Patio Cover/Porch	Square Foot x \$0.75
Roof – Residential	\$75.00
Roof – Non-Residential	\$200.00
Signs (permanent; based on square footage of signage + plan review fee)	
1 to 50 square feet in area	\$75.00/\$48.75
51-100 square feet in area	\$125.00/\$81.25
101-200 square feet in area	\$225.00/\$146.25
201-300 square feet in area	\$325.00/\$211.25
301 square feet in area and greater	\$325.00 + \$1.00 per sq. ft. + 65 % plan review
Signs (temporary/portable)	\$25.00
Swimming Pool (above ground)	\$50.00
Swimming Pool (in ground)	\$475.00
Code Compliance	
Administration Fee	\$125.00

CITY OF LAKE WORTH FEE SCHEDULE

EXHIBIT A

Nuisance Abatement (under an acre)	\$100.00
Nuisance Abatement (over an acre)	Quote
Lien Filing Fees – Filing	Cost
Lien Filing Fees - Release	Cost
Contractor Registration	\$150.00
(not required for Plumbers, Electricians, Fire Alarm/Sprinkler Contractors)	
Electrical Permits	
Electrical Service Release – Residential	\$25.00
Electrical Service Release – Non-Residential	\$50.00
New Construction – Residential (\$50.00 minimum)	Sq. ft x \$0.08
New Construction – Non-Residential (\$100.00 minimum)	Sq. ft x \$0.08
Repair/Remodel - Residential (\$50.00 minimum)	Sq. ft x \$0.08
Repair/Remodel – Non-Residential (\$100.00 minimum)	Sq. ft x \$0.08
Tenant Finish Out – Non-Residential (\$100.00 minimum)	Sq. ft x \$0.08
Irrigation Permits	
Lawn Sprinkler – Residential	\$60.00
Lawn Sprinkler – Non-Residential	\$120.00
Licenses	

CITY OF LAKE WORTH FEE SCHEDULE

EXHIBIT A

Amusement Machine Establishments	\$100.00/1-4 machines \$300/5 or more
Business (annually)	\$100.00
Mobile Home Park	\$500.00
Rental Home	\$50.00
Solicitor	\$100.00 1 st , \$50.00 each after
Mechanical Permits	
New Construction – Residential (\$50.00 minimum)	Sq. ft x \$0.08
New Construction – Non-Residential (\$100.00 minimum)	Sq. ft x \$0.08
Repair/Remodel - Residential (\$50.00 minimum)	Sq. ft x \$0.08
Repair/Remodel – Non-Residential (\$100.00 minimum)	Sq. ft x \$0.08
Tenant Finish Out – Non-Residential (\$100.00 minimum)	Sq. ft x \$0.08
Miscellaneous Permits	
Certificate of Occupancy	\$100.00
Garage Sale	\$5.00 for 2 signs \$7.50 for 3 signs
Gas Well	\$5,000.00
Gas Well Amendment	\$500.00
House Moving	\$300.00
Parade, Carnival, Circus & Tent Show	\$100.00
Seasonal/Temporary Business (per 30 days)	\$30.00

CITY OF LAKE WORTH FEE SCHEDULE

EXHIBIT A

Security System – Residential (annually)	
Initial	\$20.00
Renewal	\$20.00
Security System – Non-Residential (annually)	
Initial	\$100.00
Renewal	\$75.00
Temporary Event	\$50.00
Plumbing Permits	
Gas Service Release – Residential	\$25.00
Gas Service Release – Non-Residential	\$50.00
New Construction – Residential (\$50.00 minimum)	Sq. ft x \$0.08
New Construction – Non-Residential (\$100.00 minimum)	Sq. ft x \$0.08
New/Repair - Residential (\$50.00 minimum)	Sq. ft x \$0.08
New/Repair– Non-Residential (\$100.00 minimum)	Sq. ft x \$0.08
Tenant Finish Out – Non-Residential (\$100.00 minimum)	Sq. ft x \$0.08
DEVELOPMENT FEES	
Administrative	
Copy – Comprehensive Land Use Plan	\$10.00
Copy – Design Criteria & Construction Standard Manual	\$40.00
Copy – Future Land Use Map	\$5.00
Copy – Subdivision Ordinance	\$40.00

CITY OF LAKE WORTH FEE SCHEDULE

EXHIBIT A

Copy – Zoning Map	\$5.00
Copy – Zoning Ordinance	\$40.00
Plat Filing Fee (Tarrant County Records)	Cost + 10%
Board of Adjustment	
Special Exception – Residential	\$250.00
Special Exception – Non-Residential	\$400.00
Variance – Residential	\$250.00
Variance – Non-Residential	\$400.00
Waiver – Residential	\$300.00
Waiver – Non-Residential	\$300.00
Development	
Conditional Use Permit	\$400.00
Land Use Designation/Site Plan	\$1,000.00
Site Plan Amendment (Administratively)	\$350.00
Site Plan Amendment (Public Hearing)	\$750.00
Plan Reviews	
Civil Construction Plans	\$5,000.00
Engineering Services	Cost + 10%
Subdivision (application fee)	

CITY OF LAKE WORTH FEE SCHEDULE

EXHIBIT A

Preliminary Plat	\$450.00
Final Plat	\$300.00
Replat	\$400.00
Amended Plat/Correction Plat (administratively)	\$100.00
Vacating Plat	\$200.00
Zoning	
Zoning District Change	\$750.00
Zoning Verification Letter (per lot/tract)	\$35.00
FIRE DEPARTMENT	
Administrative	
Incident Reports (per copy)	\$10.00
Fire Plan Reviews – 3 rd Party	Cost + 10%
Fire Plan Reviews – In House	\$150.00
Construction Permits (permit fee plus plan review fee if applicable)	
Automatic Fire Extinguishing Systems (Sprinkler Systems) (plus applicable plan review fees, if required)	\$150.00
Battery Systems	\$100.00
Compressed Gas Systems	\$100.00
Dental Fabrication Facility	\$200.00
Fire Alarm & Detection Systems	\$150.00

CITY OF LAKE WORTH FEE SCHEDULE

EXHIBIT A

Fire Pumps & Related	
Flammable & Combustible Liquids	\$100.00
Fuel Tank Installation/Removal	\$150.00
Hazardous Materials	\$250.00
Industrial Ovens	\$100.00
LP Gas	\$100.00
Private Fire Hydrants (plus applicable plan review fees, if required)	\$100.00
Spraying/Dipping	\$100.00
Standpipe Systems (plus applicable plan review fees, if required)	\$100.00
Structures/Tents/Canopies	\$25.00
Underground Systems (Fire Line) (plus applicable plan review fees, if required)	\$100.00
Vent-A-Hood Suppression Systems (Type I & Type II)	\$150.00
Inspections	
Certificate of Occupancy (per business)	\$25.00
Reinspection – 1st (any reason)	n/a
Reinspection – 2 nd and each subsequent (any reason)	\$200.00
Operational Permits (The Fire Code Official is authorized to issue operational permits for the following.)	
Aerosol Products	\$100.00
Amusement Buildings	\$100.00
Carnivals & Fairs	\$100.00
Cellulose Nitrate Film	\$100.00

CITY OF LAKE WORTH FEE SCHEDULE

EXHIBIT A

Combustible Dust Producing Operations	\$100.00
Combustible Fibers	\$100.00
Compressed Gases	\$500.00
Cryogenic Fluids	\$500.00
Cutting & Welding	\$100.00
Dry Cleaning Plants	\$100.00
Exhibits & Trade Shows	\$100.00
Explosives	\$1,000.00
Flammable & Combustible	\$250.00
Floor Finishing	\$100.00
Fumigation & Thermal Insecticidal Fogging	\$100.00
Hazardous Materials (per material type)	\$250.00
Hazardous Production Materials Facility	\$250.00
High-Piled Storage	\$100.00
Hot Works Operations	\$100.00
Industrial Ovens	\$100.00
Lumber Yard & Woodworking Plant	\$500.00
Liquid/Gas Fueled Vehicles & Equipment in Assembly Buildings	\$100.00
LP Gas	\$100.00
Magnesium	\$1,000.00
Miscellaneous Combustible Storage	\$250.00
Open Burning (Not Permitted)	n/a
Organic Coatings	\$100.00
Paint Booths & Chemical Dipping	\$100.00

CITY OF LAKE WORTH FEE SCHEDULE

EXHIBIT A

Pyrotechnic Special Effects Material	\$1,000.00
Pyroxylin Plastics	\$100.00
Refrigeration Equipment	\$100.00
Rooftop Heliports	\$100.00
Storage of Scrap Tires & Tire By-Products	\$250.00
Structures/Tents/Canopies	\$25.00
Temporary Places of Assembly	\$25.00
Vehicle Fuel-Dispensing	\$100.00
Waste Handling	\$1,000.00
Services (City Mandated)	
Crowd Managers (rate per person, per hour, 4 hour minimum per person)	\$40.00 per hour
Fire Apparatus Standby (per apparatus, per hour, 4 hour minimum)	\$100.00 per hour
Firefighter-EMT/Paramedic Standby (Overtime Rate per person, per hour, 4 hour minimum per person)	Employee O/T Rate
Fire Watch (rate per person, per hour, 4 hour minimum per person)	\$40.00 per hour
Scheduled Events (rate per person, per hour, 4 hour minimum per person)	\$40.00 per hour
LIBRARY SERVICES	
Copies – Black & White	
Letter Size (8.5 x 11)	\$0.10 per page
Legal Size (8.5 x 14)	\$0.25 per page
Copies – Color	
Letter Size (8.5 x 11)	\$0.50 per page

CITY OF LAKE WORTH FEE SCHEDULE

EXHIBIT A

Legal Size (8.5 x 14)	\$0.75 per page
Fax Services (per page, local fax numbers only)	\$0.25 per page
Overdue Fine (audio, book, magazine; per day, per item)	\$0.10 per item, per day
Overdue Fine (DVD; per day, per item)	\$1.00 per item, per day
Overdue Fine Maximum (audio, book, magazine/DVD; per item, per day)	\$3.00 per item \$5.00 per DVD
Processing Fee (lost or damaged items, per item)	\$2.00 per item
Replace Lost or Damaged Item (audio, book, DVD; per item)	Cost
Replace Lost or Damaged Library Card (per occurrence)	\$2.00
PARKS AND RECREATION	
All Day Rentals	
Concession Stand	\$150.00
Fields (per)	\$240.00
Charbonneau Park (per hour; 2-hour minimum)	
Kids and Trees Pavilion – Resident	\$15.00 per hour
Kids and Trees Pavilion – Non-Resident	\$30.00 per hour
Deposit (Ball Fields) (per field; refundable)	
Single Game	\$25.00 per field
All Day Rental/Season/Tournament	\$150.00 per field

CITY OF LAKE WORTH FEE SCHEDULE

EXHIBIT A

Extras	
Field Lights (per field)	\$10.00 per hour
Keys (per set)	\$30.00
Score Board Remote	\$25.00
Grand Lake Park (per hour; 4-hour minimum)	
Entire Park – Resident	\$37.50 per hour
Entire Park – Non-Resident	\$37.50 per hour
Hodgkins Park (per hour; hour minimums)	
Entire Park – Resident (4-hour minimum)	\$20.00 per hour
James Hodgkins Pavilion Only – Resident (2-hour minimum)	\$37.50 per hour
Entire Park – Non-Resident (4-hour minimum)	\$20.00 per hour
James Hodgkins Pavilion Only – Non-Resident (2-hour minimum)	\$37.50 per hour
Keenum-Shelton Park (per hour; 2-hour minimum)	
Entire Park – Resident	\$37.50 per hour
Entire Park – Non-Resident	\$37.50 per hour
Lake Worth Park (per hour; 2-hour minimum; Field Rental for Official Games Only)	
Concession Stand (3-hour minimum)	\$25.00 per hour
Covered Picnic #1 – Resident	\$7.00 per hour
Covered Picnic #1 – Non-Resident	\$10.00 per hour

CITY OF LAKE WORTH FEE SCHEDULE

EXHIBIT A

Covered Picnic #2 – Resident	\$7.00 per hour
Covered Picnic #2 – Non-Resident	\$10.00 per hour
Football Field – Resident/501(C)(3)	\$20.00 per hour
Football Field – Non-Resident	\$25.00 per hour
Baseball Field #1 – Resident/501(C)(3)	\$20.00 per hour
Baseball Field #1 – Non-Resident	\$25.00 per hour
Baseball Field #2 – Resident/501(C)(3)	\$20.00 per hour
Baseball Field #2 – Non-Resident	\$25.00 per hour
Softball/T-Ball Field – Resident/501(C)(3)	\$20.00 per hour
Softball/T-Ball Field – Non-Resident	\$25.00 per hour
Multi-Purpose Facility Rentals (per hour; 2-hour minimum)	
Attendant Fee	
After Hours	\$15.00 per hour
Holidays	\$35.00 per hour
Security Fee (100 + people required)	\$35.00 per hour
Cancellation Fee	
Friday, Saturday, Sunday, and Holiday Rentals	
90 days or more prior	Full Refund minus \$25.00 admin fee
31-89 days prior	50%
30 days or less prior	No Refund

CITY OF LAKE WORTH FEE SCHEDULE

EXHIBIT A

Monday -Thursday Rentals	
10 days or more prior	Full Refund minus \$25.00 admin fee
6-9 days prior	50%
5 days less or prior	No Refund
Cleaning (per hour; 1-hour minimum)	\$20.00
Damages	Cost of repair
Deposits (refundable)	
Rooms Only	\$100.00
Rooms with Kitchen	\$200.00
Room Fee	
1 Room – Resident/Nonprofit 501(c)(3)	\$25.00 per hour
1 Room – Non-Resident	\$35.00 per hour
2 Rooms – Resident/Nonprofit 501(c)(3)	\$40.00 per hour
2 Rooms – Non-Resident	\$50.00 per hour
3 Rooms – Resident/Nonprofit 501(c)(3)	\$55.00 per hour
3 Rooms – Non-Resident	\$65.00 per hour
2 Rooms with Kitchen – Resident/Nonprofit 501(c)(3)	\$60.00 per hour
2 Rooms with Kitchen – Non-Resident	\$70.00 per hour
3 Rooms with Kitchen – Resident/Nonprofit 501(c)(3)	\$75.00 per hour
3 Rooms with Kitchen – Non-Resident	\$85.00 per hour

CITY OF LAKE WORTH FEE SCHEDULE

EXHIBIT A

Navajo Park (per hour; 2-hour minimum)	
Entire Park – Resident	\$37.50 per hour
Entire Park – Non-Resident	\$37.50 per hour
Rayl Family Park (per hour; 2-hour minimum)	
Covered Picnic #3 – Resident	\$7.00 per hour
Covered Picnic #3 – Non-Resident	\$10.00 per hour
Reynolds Park (per hour; 2-hour minimum)	
Baseball Field #3 – Resident	\$4.00 per hour
Baseball Field #3 – Non-Resident	\$7.50 per hour
Baseball Field #4 – Resident	\$4.00 per hour
Baseball Field #4 – Non-Resident	\$7.50 per hour
Covered Picnic #3 – Resident	\$7.00 per hour
Covered Picnic #3 – Non-Resident	\$10.00 per hour
POLICE DEPARTMENT	
Administrative	
Copy - Accident Report	\$6.00
Fingerprints (per card)	\$10.00
Security System False Alarm(s) (in excess of five (5) false alarms during a twelve (12) month period	\$75.00

CITY OF LAKE WORTH FEE SCHEDULE

EXHIBIT A

TARRANT COUNTY HEALTH DEPARTMENT	
Adjunct Operation	
Food Service (per independent operation)	\$150.00
Food Store (less than 5,000 sq. ft.; per independent operation)	\$150.00
Food Store (greater than 5,000 sq. ft.; per independent operation)	\$200.00
Catering Operations	\$250.00
Childcare Food Service	\$150.00
Commissary	
No Food Prep	\$100.00
With Food Prep	\$200.00
Food Court (fee per establishment)	\$200.00
Food Stores	
Less than 5,000 sq. ft.	\$200.00
Greater than 5,000 sq. ft.	\$300.00
Food Service	
Less than 500 sq. ft.	\$100.00

CITY OF LAKE WORTH FEE SCHEDULE

EXHIBIT A

501 – 1,500 sq. ft.	\$150.00
1501 – 3,000 sq. ft.	\$200.00
3,001 – 6,000 sq. ft.	\$250.00
Greater than 6,000 sq. ft.	\$200.00
Late Fees	
(The late fee increases 10% per each 30-day block until permit fee is paid. Permits more than 90 days overdue will be void and require reapplication.)	
1-30 Days Late	10% of Fee
31-60 Days Late	20% of Fee
Mobile Units	
Prepackaged Food Only	\$100.00
Open and/or Food Prep	\$200.00
Push Cart	\$200.00
Plan Review	
Less than 500 sq. ft.	n/a
501 – 5,000 sq. ft.	\$50.00
Greater Than 5,000 sq. ft.	\$100.00
Reinspection(s) (per occurrence)	\$75.00
UTILITY BILLING	

CITY OF LAKE WORTH FEE SCHEDULE

EXHIBIT A

Administrative	
Account Transfer (non-refundable)	\$20.00
Broken Locking Device (per occurrence)	\$75.00
Broken Stop (per occurrence)	\$135.00
Connection Fee (access/tie on to city service line)	\$500.00
Disconnect List Fee	\$30.00
Damaged Meter Box (per occurrence)	\$75.00
Jumper Removal (per occurrence)	\$150.00
Late Charge	\$10.00 or 10% (whichever is greater)
Meter Re-Read (no error, reading correct; 1 per 6-month period no charge, charge each subsequent)	\$10.00
Meter Removal/Reinstall (per occurrence, due to nonpayment or tampering)	\$150.00
Meter Tampering (per occurrence)	\$100.00
Meter Testing (fee waived if meter is defective)	Cost + 15%
Replacement/Damaged Cellular Endpoint (per occurrence)	Cost + \$150.00
Replacement/Damaged Encoder (per occurrence)	Cost + \$150.00
Replacement/Damaged Meter (per occurrence)	Cost + \$150.00
Removal of Water Service Line (non-pay, reinstatement will result in new fees)	Cost + 15%
Service Reconnection – After Hours	\$50.00
Service Reconnection – Business Hours (in addition to disconnection processing fee)	\$30.00
Temporary Water Service (per day, plus consumption)	\$25.00
Utility Inspection Fee	\$75.00
Account Deposits	

CITY OF LAKE WORTH FEE SCHEDULE

EXHIBIT A

Car Wash – Auto	\$1,500.00
Car Wash – Self Service	\$500.00
Fast Food Service/Restaurant (0-2,000 sq. ft.)	\$250.00
Fast Food Service/Restaurant (2,001-4,500 sq. ft.)	\$750.00
Fast Food Service/Restaurant (4,500 + sq. ft.)	\$1,000.00
Fire Hydrant/Construction Meter	\$1,000.00
Irrigation – Residential	\$100.00
Irrigation – Non-Residential	\$500.00
Lodging (1-25 rooms)	\$500.00
Lodging (26-40 rooms)	\$1,000.00
Lodging (41+ rooms)	\$1,500.00
Multi-Family Units/Mobile Home Park (base deposit, plus per unit)	\$100.00 + \$75.00 per unit
Nursing Home/Rehab Facility	\$3,000.00
Other Commercial (not specified)	\$250.00
Residential - Non-owner/Renter (new service fee is nonrefundable)	\$175.00 + \$20 .00 new service fee
Residential - Property owner (new service fee is nonrefundable)	\$100.00 + \$20.00 new service fee
Retail/Office – Shopping Center/Tenant Space in Building	\$250.00
Washateria	\$3,500.00
Water Meter Installed – All new meters up to 2" will be E Series Badger Meters (electronically read)	
E-Series Meter with LCD Encoder Only	

CITY OF LAKE WORTH FEE SCHEDULE

EXHIBIT A

¾"	\$196.00
1"	\$260.00
1 ½"	\$600.00
2"	\$815.00
Meter Base Only (Brass Low-lead) (Add Encoder & Endpoint)	
¾"	\$74.00
1" (Model 120)	\$215.00
1 ½" (Model 170)	\$457.00
1 ½" (Turbo)	\$682.00
2" (T-200 Turbo)	\$845.00
2" (Compound)	\$1,843.00
3" (Compound)	\$2,173.00
4" (Compound)	\$3,548.00
6" (Compound)	\$5,198.00
Badger LCD Encoder Only (register)	
	\$72.00
Badger Orion Cellular Endpoint (fully loaded) (Add to cost of meter)	
	\$292.00
Unmetered/Automatic Sprinklers/Other Fire Lines (monthly fee)	
4" and under	\$16.95
6"	\$25.50
8"	\$33.95
10"	\$56.40

CITY OF LAKE WORTH FEE SCHEDULE

EXHIBIT A

12"	\$105.10
Refuse Rates	
Disabled Carry Out	Cost
Elective Carry Out	Cost + 2 ½ %
Regular	Cost + 2 ½ %
Sewer Rates	
Sewer Rate – Commercial (per 1,0000 gallons of water used)	\$5.72
Sewer Rate – Residential (per 1,0000 gallons of water used)	\$4.29
Sewer Rate – Commercial (outside corporate city limits; per 1,0000 gallons of water used)	\$8.58
Sewer Rate – Residential (outside corporate city limits; per 1,0000 gallons of water used)	\$6.44
Sewer Service Fee – Commercial	\$22.10
Sewer Service Fee - Residential	\$14.95
Sewer Service Fee – Commercial (outside corporate city limits)	\$33.15
Sewer Service Fee – Residential (outside corporate city limits)	\$22.43
Sewer Impact (All new taps; Based on City of Fort Worth's Impact Fee)	Ft. Worth Fee + 10%
Sewer Taps	
Sewer System Connection Fee (all connection)	\$500.00
Commercial (6") (Developer/Contractor responsible for tap installation)	Connection Fee + Utility Inspection Fee

CITY OF LAKE WORTH FEE SCHEDULE

EXHIBIT A

Residential (4") (City Installed)	Connection Fee + Cost + 15%
Residential (4") (Property Owner/Contractor Installed)	Connection Fee + Utility Inspection Fee
Water Impact (Based on City of Fort Worth's Impact Fee)	Ft. Worth Impact Fee + 10%
Water Rates	
Water Rate – Fire Hydrant/Construction Meter (inside corporate city limits) – Tier 1	\$5.35
Water Rate – Fire Hydrant/Construction Meter (inside corporate city limits) – Tier 2	\$5.46
Water Rate – Fire Hydrant/Construction Meter (inside corporate city limits) – Tier 3	\$5.57
Water Rate – Fire Hydrant/Construction Meter (inside corporate city limits) – Tier 4	\$5.68
Water Rate – Fire Hydrant/Construction Meter (outside corporate city limits) – Tier 1	\$8.03
Water Rate – Fire Hydrant/Construction Meter (outside corporate city limits) – Tier 2	\$8.19
Water Rate – Fire Hydrant/Construction Meter (outside corporate city limits) – Tier 3	\$8.36
Water Rate – Fire Hydrant/Construction Meter (outside corporate city limits) – Tier 4	\$8.52
Water Rate – Non-Residential (inside corporate city limits) Tier 1	\$5.35
Water Rate – Non-Residential (inside corporate city limits) Tier 2	\$5.46
Water Rate – Non-Residential (inside corporate city limits) Tier 3	\$5.57

CITY OF LAKE WORTH FEE SCHEDULE

EXHIBIT A

Water Rate – Non-Residential (inside corporate city limits) Tier 4	\$5.68
Water Rate – Non-Residential (outside corporate city limits) Tier 1	\$8.03
Water Rate – Non-Residential (outside corporate city limits) Tier 2	\$8.19
Water Rate – Non-Residential (outside corporate city limits) Tier 3	\$8.36
Water Rate – Non-Residential (outside corporate city limits) Tier 4	\$8.52
Water Rate – Residential (inside corporate city limits) Tier 1	\$3.10
Water Rate – Residential (inside corporate city limits) Tier 2	\$3.16
Water Rate – Residential (inside corporate city limits) Tier 3	\$3.23
Water Rate – Residential (inside corporate city limits) Tier 4	\$3.29
Water Rate – Residential (outside corporate city limits) Tier 1	\$4.65
Water Rate – Residential (outside corporate city limits) Tier 2	\$4.74
Water Rate – Residential (outside corporate city limits) Tier 3	\$4.85
Water Rate – Residential (outside corporate city limits) Tier 4	\$4.94
Water Service Fee – Fire Hydrant/Construction Meter (inside corporate city limits)	\$25.00
Water Service Fee – Fire Hydrant/Construction Meter (outside corporate city limits)	\$37.50
Water Service Fee – Non-Residential (inside corporate city limits)	\$15.50
Water Service Fee – Non-Residential (outside corporate city limits)	\$23.25
Water Service Fee – Residential (inside corporate city limits)	\$7.50
Water Service Fee – Residential (outside corporate city limits)	\$11.25
Water Taps (All new taps will be one (1”) inch minimum.)	
Water System Connection (all connections)	\$500.00

CITY OF LAKE WORTH FEE SCHEDULE

EXHIBIT A

Commercial Water Tap (All, Installed by Developer/Contractor)	Connection Fee + Utility Inspection Fee
Residential (Domestic and/or Irrigation Service, City installed up to two (2") inch)	
3/4" (existing services with no tapping fee)	\$500.00
1"	Cost + 15%
1 1/2"	Cost + 15%
2"	Cost + 15%
Residential (Property Owner/Contractor Installation)	Connection Fee + Utility Inspection Fee
Tap Relocation/Abandoned/Upsized (City Installed)	Difference in Ft Worth Impact Fee + Cost + 15%
Tap Relocation/Abandoned/Upsized (Property Owner/Contractor Installed)	Difference in Ft Worth Impact Fee + Utility Inspection Fee